

The General Social Survey



2021 GSS
(Cross-section
Study)

DOCUMENTATION
AND PUBLIC USE
FILE CODEBOOK
(Release 1a)



 **NORC** at the
University of
Chicago

CONTENTS

<i>Citation of This Document</i>	<i>iv</i>
<i>Copyright 2021 NORC</i>	<i>iv</i>
INTRODUCTION	1
<i>Introduction to the General Social Survey (GSS)</i>	1
<i>Introduction to the International Social Survey Programme (ISSP)</i>	2
<i>Study Overview</i>	4
<i>Cross-section Overview</i>	4
Table 1. Key Aspects of the 2021 GSS Cross-section.....	6
NOTE ON MEASUREMENT AND INTERPRETATION	7
Total Survey Error Perspective for GSS Trend Estimates in 2021	7
MAJOR CHANGES TO THE CROSS-SECTION 2021 GSS.....	9
<i>Changes Related to Mode of Data Collection</i>	9
Differential Non-response.....	9
General Wording Changes.....	9
Don't Know and No Answer Responses.....	10
AGE.....	11
SEX.....	11
Optimization of Items for Web Mode	11
<i>Screenshots of Changes</i>	12
Figure 1: Visual Display of a Survey Question in the 2021 GSS Cross-section.....	12
DATA FILE STRUCTURE	13
<i>New Reserve Codes</i>	13
2021 GSS Cross-section-specific Notes	14
<i>GSS Layout & Questionnaires</i>	14
Figure 2: Questionnaire Layout for the 2021 GSS Cross-section.....	14
<i>New Experiments in the 2021 GSS Cross-section</i>	15
Volunteered Responses	15
Use of Grids.....	15
<i>Gender-neutral Wording</i>	16
<i>Summary</i>	17
Table 2: Experiments and Variables.....	17
<i>Future Releases</i>	18
FIELDING	19
SAMPLING DESIGN AND WEIGHTS.....	20
<i>The 2021 GSS Cross-section Sample</i>	20
Table 3: Yields by Batch	21
<i>2021 GSS Cross-section Weights</i>	21

Weighting Methodology Steps.....	22
HOW TO READ GSS CODEBOOK TABLES.....	25
Figure 5: Codebook table excerpt.....	25
Appendix A: 2021 GSS Cross-section Outcomes	27
Table A1: 2021 GSS Cross-section Response Rate Calculation	27
Appendix B: Sample Code for Analysis.....	28
Data Analysis (example).....	28
SAS.....	28
STATA.....	28
APPENDIX C: Other GSS Datasets and Documentation.....	28
Table C1: GSS Design Features: Cross-sectional and Panel Components	29
2021 GSS Cross-section Public Use File Codebook.....	30

Citation of This Document

In publications, please acknowledge the original source. The citation for this Public Use File is:

Davern, Michael; Bautista, Rene; Freese, Jeremy; Morgan, Stephen L.; and Tom W. Smith. General Social Survey 2021 Cross-section. [Machine-readable data file]. Principal Investigator, Michael Davern; Co-Principal Investigators, Rene Bautista, Jeremy Freese, Stephen L. Morgan, and Tom W. Smith. NORC ed. Chicago, 2021. 1 datafile (68,846 cases) and 1 codebook (506 pages).

Copyright 2021 NORC

Permission is hereby granted, free of charge, to any person obtaining a copy of this codebook, portions thereof, and the associated documentation (the "codebook"), to use the codebook, including, without limitation, the rights to use, copy, modify, merge, publish, and distribute copies of the codebook, and to permit persons to whom the codebook is furnished to do so, subject to the following conditions:

The above copyright notice and this permission notice shall be included in all copies or portions of the codebook. Any distribution of the codebook must be free of charge to the recipient, except for charges to recover duplicating costs.

The codebook is provided "as is," without warranty of any kind, express or implied, including but not limited to the warranties of merchantability, fitness for a particular purpose and noninfringement. In no event shall the authors or copyright holders be liable for any claim, damages or other liability, whether in an action of contract, tort or otherwise, arising from, out of, or in connection with the codebook or the use or other dealings in the codebook.

Please contact the GSS team at gss@norc.org with any questions or requests.

2021 GENERAL SOCIAL SURVEY CROSS-SECTION CODEBOOK, RELEASE 1
(Codebook for the Machine-Readable Data File 2021 General Social Survey Cross-section)

Principal Investigators	Michael Davern
Co-Principal Investigator	René Bautista
Co-Principal Investigator	Jeremy Freese
Co-Principal Investigator	Stephen L. Morgan
Co-Principal Investigator	Tom W. Smith
Senior Advisor	Colm O'Muircheartaigh
Research Associates	Jaesok Son
	Benjamin Schapiro
	Jodie Smylie
	Beth Fisher
	Katherine Burda
	Ned English
	Steven Pedlow
	Amy Idhe
	María Sánchez
	Eyob Moges
	Hans Erickson
	Abigail Norling Ruggles
	Rachel Sparkman

Produced by
NORC at the University of Chicago



This project was supported by
the National Science Foundation



INTRODUCTION

Introduction to the General Social Survey (GSS)

The General Social Survey (sometimes, General Social Surveys) is a series of nationally representative cross-sectional interviews in the United States that have occurred since 1972. The GSS collects data on contemporary American society to monitor and explain trends in opinions, attitudes, and behaviors. The GSS has adapted questions from earlier surveys, thereby allowing researchers to conduct comparisons for up to 80 years. Originally proposed and developed by James A. Davis, the GSS has been administered by NORC at the University of Chicago (NORC) and funded by the National Science Foundation (NSF) since its inception. Currently, the GSS is designed by a set of Primary Investigators (PIs), with input from the GSS Board, comprised of notable researchers within the scientific community.

The GSS contains a standard core of demographic, behavioral, and attitudinal questions, plus topics of special interest. Among the topics covered are civil liberties, crime and violence, intergroup tolerance, morality, national spending priorities, psychological well-being, social mobility, and stress and traumatic events. Altogether, the GSS is the single best source for sociological and attitudinal trend data covering the United States. It allows researchers to examine the structure and functioning of society in general, as well as the role played by relevant subgroups and to compare the United States to other nations. The GSS aims to make high-quality data easily accessible to scholars, students, policymakers, and others, with minimal cost and waiting.

The GSS has been tracking trends in public opinion since 1972. Throughout, the GSS has taken great care to keep the survey methodology as comparable over time as possible, which includes everything from keeping the same sampling approach to not changing question wording. This is done to minimize potential changes due to changes in methodology and support the study of trends in public opinion in the United States over time. However, due to the global COVID19 pandemic, the 2021 GSS Cross-section¹ implemented significant methodological adaptations for the safety of respondents and interviewers. Since its inception, the GSS has traditionally used in-person data collection as its primary mode of data collection. However, the 2021 GSS Cross-section used an address-based sampling with push to web and a web self-administered questionnaire. This new survey design and methodology bring numerous changes, which are discussed in this codebook.

The GSS comprises a core set of items (the Replicating Core) that are repeated every round, as well as topical modules, which may or may not be repeated. The GSS is currently composed of three separate ballots (A, B, and C), as well as two separate forms (X and Y), which allow for up to six different paths through the interview itself (in addition to paths determined by respondent answers, such as questions about spouses or partners, or questions on employment). Not every question in the Replicating Core is asked of every respondent; most only appear on two of the three ballots. However, every item in the Replicating Core overlaps on at least one ballot with every other item in the Replicating Core, ensuring that researchers can estimate inter-item correlations. Forms are used for experiments such as wording variations within questions, ensuring that half of the respondents on each ballot see

¹ See [Study Overview](#) for an explanation for why this is the 2021 GSS, rather than the 2020 GSS.

the experimental or control conditions of each relevant variable. Within the GSS, these form experiments are usually assigned mnemonics that end in -Y.

Topical modules are typically assigned to either two full ballots (e.g., A and B) or one full ballot and one half-ballot (e.g., A and BX), covering two-thirds or half of sample respondents, respectively. However, some topical modules are included on all ballots. Modules are usually assigned to specific ballots based on one of two conditions: overlap with other key questions (either ensuring that respondents to specific items also receive specific modules or that respondents to specific items *do not* receive specific modules), or time constraints. The GSS tries to balance the length of all six paths to be approximately equal. Topical modules may be administered via interviewer in any mode or completed by self-administered questionnaire, depending on the sensitivity of the items included.

Topical modules come from several different sources. While the GSS broadly is funded by NSF, individual modules may be sponsored by other government agencies, universities, research institutes, or individuals. The GSS typically includes modules every round that are related to the *International Social Survey Programme* ([ISSP](#)), a consortium of national-level studies like the GSS (for more information, see Introduction to the International Social Survey Programme, below). Finally, modules may be solicited by the GSS Scientific Advisory Board or the Principal Investigators and can be included based on scientific merits and available time in the interview. The number of GSS modules varies by year.

Additionally, the GSS has implemented experimental designs over time or through collaborations (for instance, supporting other studies such as the National Organization Studies, National Congregations Study, National Voluntary Associations Study, and the 2016-2020 General Social Survey-American National Election Studies (GSS-ANES) Panel), which have led to several ancillary datasets.

Introduction to the International Social Survey Programme (ISSP)

The ISSP is a consortium of nationally representative research studies, like the GSS, who have all agreed to ask questions on the same topics on an annual basis. It emerged out of bilateral collaboration with NORC and the German organization Zentrum für Umfragen, Methoden, und Analysen (ZUMA; now part of GESIS-Leibniz Institute of the Social Sciences). Starting in 1982, each organization devoted a small segment of their national surveys, ALLBUS and GSS, to a common set of questions. The ISSP was formally established in 1984 by Australia, Germany, Great Britain, and the United States, and it now has 42 member countries across five continents and collects data in 70 countries. NORC represents the United States as a country in the ISSP.

ISSP modules have several defining criteria:

- Modules are developed in English and translated to every administered language.
- Modules must contain approximately 60 questions and can be supplemented by optional items, as well as around 40 items on background and demographic characteristics.
- Modules must contain the same items across all languages and studies, asked in the same order, with minor variations to account for mode differences or regional differences.²
- Each topical module must be administered within a relatively narrow time frame, usually about 18 months from the start of the relevant year.

² For example, asking about Congress or Parliament, or asking about the European Union or NAFTA.

ISSP Modules are currently replicated every 10 years, allowing for topics to be studied as both a multinational snapshot at a single point in time as well as a slowly evolving repeated cross-section of national opinions. While not every topic is repeated, the longest-running module is up to its fifth replication. ISSP rules require that when a topic is repeated, at least two-thirds of the questions must be repeated from a previous round, while up to one-third can be new questions.

Since 1985, the ISSP topics have included:

Role of Government

1985, 1990, 1996, 2006, 2016

Social Networks

1986, 2001, 2017

Social Inequality

1987, 1992, 1999, 2009, 2019

Family & Changing Gender Roles

1988, 1994, 2002, 2012

Work Orientation

1989, 1997, 2005, 2015

Religion

1991, 1998, 2008, 2018

Environment

1993, 2000, 2010, 2020

National Identity

1995, 2003, 2013

Citizenship

2004, 2014

Leisure Time and Sports

2007³

Health and Health Care

2011⁴

³ ISSP items for these years were asked not in the Cross-section of the GSS but on a panel follow-up interview.

⁴ Ibidem.

Study Overview

Due to the onset of the COVID-19 pandemic in the United States in the early months of 2020, GSS staff redesigned the GSS in several ways to ensure the safety and well-being of all the people who participate in and administer the study.



In 2020, **we conducted the GSS as two studies**: 1) a **panel** reinterview of past respondents from the 2016 and 2018 cross-sectional GSS studies (referred to as the 2016-2020 GSS Panel), and 2) an independent fresh **cross-sectional** address-based sampling push-to-web study (referred to in this document as the **2021 GSS Cross-section** but also known as the 2020 cross-sectional survey in previous documents). **This codebook provides details of the second study—namely, the 2021 GSS Cross-section, where newly selected respondents answered a GSS questionnaire from December 2020 to May 2021.** We refer to the second study as the 2021 GSS Cross-section because the majority of the data was collected in 2021. Documentation for the first study (the 2016-2020 GSS Panel) is provided separately. During the spring and summer of 2020, GSS staff redesigned both the panel and the cross-section to be administered primarily via web self-administered questionnaire, instead of face-to-face interviews, with phone interviews as a secondary mode.

Each of these major changes had several ramifications for sampling, fielding, questionnaire design, data cleaning, response rates, and weights.

Cross-section Overview

This codebook focuses on the 2021 GSS Cross-section survey.⁵ While this iteration of the Cross-section has meaningful changes from previous editions, there is much that remains consistent. Just as was done since 2004, the GSS Cross-section survey administers a full-probability sample approach with samples created from an adapted form of the United States Postal Service (USPS) metropolitan statistical area (MSA)/county frame area. More on the GSS conventional design can be found on pages 3177–3178 of the legacy cumulative codebook, available at the GSS website.⁶

The GSS has been conducted since 1972 and currently functions as a social indicators program, which highly values historical trends and continuity. To that end, the GSS's replicating core contains items that have been asked since its inception. In some cases, these items were asked on even older surveys, allowing for continuous measurement of concepts since the 1940s.

⁵ In 2020, the GSS also reinterviewed participants from the 2016 and 2018 rounds of data collection to form the 2016-2020 GSS Panel. Documentation for that can be found here: <https://gss.norc.org/Documents/codebook/2016-2020%20GSS%20Panel%20Codebook%20-%20R1.pdf>

⁶ https://gss.norc.org/Documents/codebook/gss_codebook.zip

GSS variables appear at three different frequencies. Items in the Replicating Core, Household Composition, and Contact/Validation typically appear every year and are rarely altered (although, in 2020, they feature modification for the web mode). Items in some topical modules, such as ISSP modules, can appear in multiple years, but not every year. Finally, items on the rest of the topical modules typically only appear in a single year. In the 2021 GSS, the NSF Science Knowledge and Attitudes (reduced set of questions), Healthy People, ISSP Social Inequality, and ISSP Environment modules are repeats from previous years, while the Social Inequality (sponsored), Religion (sponsored), and Board-Initiated modules are new.

The 2021 GSS Cross-section includes the following Topical Modules:

- *ISSP Social Inequality*: This module has previously been asked four times, beginning in 1982, and last in 2009. It focuses on attitudes toward and descriptions of social inequality, both between individuals and between countries. This iteration was created by the ISSP 2019 Drafting Group, led by Jarè Struwig and Benjamin Roberts of South Africa. Like all ISSP modules, two-thirds of the items are repeats from previous rounds, while one-third are new items.
- *ISSP Environment*: This module has previously been asked three times, beginning in 1993, and last in 2010. It focuses on attitudes and opinions about the environment, including newly expanded items focusing on climate change. This iteration was created by the ISSP 2020 Drafting Group, led by Markus Hadler and Markus Schweighart of Austria. Like all ISSP modules, two-thirds of the items are repeats from previous rounds, while one-third are new items.
- *Healthy People*: Healthy People is focused on self-rated perceptions of mental and physical health. It was previously asked in 2018. Healthy People was proposed to the GSS by William T. Riley, Director, Office of Behavioral and Social Sciences Research, National Institutes of Health.
- *Religion*: Religion expands the GSS Replicating Core religion opinion items, looking at religious identity and belief, as well as attitudes toward religion in secular contexts. Religion was developed by Melissa Wilde and Michele Margolis at University of Pennsylvania.
- *Social Inequality*: Social Inequality is meant to pair with ISSP Social Inequality, expanding topics within the Social Inequality module, focusing on the relationships and obligations between workers, government, and private businesses. It was developed by Leslie McCall (City University of New York), Jonas Edlund (Umeå universitet), and Arvid Lindh (Stockholms universitet).
- *NSF Science Knowledge and Attitudes*: Following the recommendation from the GSS Scientific Advisory Board, the 2021 GGSS included a reduced version of the NSF Science Knowledge and Attitudes module, active since 2006, was asked on the 2021 GSS Cross-section. The reduced module maintained only the items thought to be relevant to the COVID-19 pandemic.
- *High-risk Behaviors*: High Risk Behaviors, developed by the Centers for Disease Control and Prevention (CDC), is a self-administered module that has been in use with modifications since 1988. It includes items on recent sexual history as well as sexual history since the age of 18, as well as drug use, HIV testing, and sexual orientation.
- *GSS Scientific Advisory Board Items*: At the request of the GSS Scientific Advisory Board, several items were added to the 2021 GSS Cross-section in the wake of the COVID-19 pandemic, as well as civil unrest movements in the wake of the killings of Breonna Taylor and George Floyd, among others, in the spring and summer of 2020. The Board module contains items on racial discrimination, attitudes toward policing, and trust related to the COVID-19 pandemic.

Table 1. Key Aspects of the 2021 GSS Cross-section

KEY ASPECTS	2021 GSS Cross-section
Sample	Adults 18 or older in the United States who live in noninstitutional housing at the time of interviewing
Invitation	Mailing materials that show a web link to invite people to participate on the web (i.e., pushing respondent to a web survey first). Phone option was also provided.
Survey mode	Web (supplemented by phone)
Incentive	Both non-contingent pre-paid incentive and contingent post-paid incentive
Final sample size	4,032 completes from 27,591 lines of sample
Response Rate (AAPOR RR3)	17.4%
Fielding period	December 1, 2020, to May 3, 2021
Administration	Mail push to web as primary mode, supplemented with phone
Respondent selection within household	Last birthday method
Language	English and Spanish
Paradata derived from instrument	Paradata were recorded but are not available in release 1.

NOTE ON MEASUREMENT AND INTERPRETATION

The GSS has been tracking trends in public opinion since 1972. Over this time, the GSS has taken great care to keep the survey methodology as comparable over time as possible, which includes everything from keeping the same sampling approach to not changing question wording. This is done to minimize potential changes due to methodology and support the study of changes in public opinion in the United States. However, due to the global COVID-19 pandemic, the 2021 GSS⁷ needed to implement significant methodological adaptations for the safety of respondents and interviewers. Since its inception, the GSS has traditionally used in-person data collection as its primary mode of data collection. In response to the COVID-19 pandemic, the GSS altered its methodology for the first time to be primarily an address-based sampling push-to-web methodology in 2021. As a result, when examining changes in trends over time, we caution GSS data users to carefully examine how a change they are observing in a trend may have been impacted by the methodological differences employed in 2021. The 2021 GSS Cross-section codebook provides documentation of the methodological changes and adaptations that were necessary to transition the GSS survey from in-person to a web survey.

Total Survey Error Perspective for GSS Trend Estimates in 2021

The GSS was collected in 2021 to provide vital opinion data to the research community at a critical time in U.S. history. While the data will contribute to our understanding of society, any changes in public opinion seen in the 2021 GSS data could be due to either changes in actual opinion and/or changes the GSS made in the methodology to adapt to COVID-19. When evaluating the GSS for trend changes over time, we caution our users to carefully consider changes in the GSS methodology from a total survey error perspective. Total survey error is a way of comprehending the impact on estimates due to measurement, non-response, coverage, and sampling error. Below, we provide a high-level summary of the components of the total survey error in the 2021 GSS Cross-section, but we invite the user to carefully review the details in the present document.

Measurement Error: Changes in how survey questions were administered can impact the answers. The GSS has traditionally been conducted in person and administered by an interviewer. Due to the COVID-19 pandemic, the GSS needed to administer survey questions primarily over the web without any interviewer assistance. Some cases were collected over the phone as well. To adapt to the primary mode of administration (web), some changes were needed in the measures. For example, “Don’t Know” response categories were included for factual questions, but they were not displayed for opinion questions (only for factual questions). In the past, Don’t Knows could be recorded by interviewers regardless of whether they were factual or opinion questions.

Non-Response Error: Historically, the GSS has achieved high response rates well above 50 percent, mostly because in-person surveys can attain higher response rates. The 2021 GSS was conducted using a mail invite to push the respondent to the web. The 2021 GSS Cross-section response rate is 17 percent (which is still high for web surveys). Differential participation rates across selected GSS participants in 2020 relative to previous years could also contribute to a change in estimates. To help control for this concern, the GSS implemented an adjustment to known population totals for the 2021 Cross-section round based on a raking approach (i.e., post-stratification weighting) to ensure the weighted totals in the 2021 GSS Cross-section sample are as close as

⁷ See [Study Overview](#) for an explanation for why this is the 2021 GSS, rather than the 2020 GSS.

possible to the control totals from the U.S. Census Bureau estimates by education, sex, age, region of the country, race, and ethnicity.

Coverage Error: In 2021, the GSS had to change how it rostered and ultimately estimated adults residing in a household. Typically, household rosters have been used in the in-person methodology to randomly select one adult in the household to complete the survey. That is, in previous years the GSS has instructed interviewers to complete an initial household enumeration form to collect some basic data on everyone residing in a household and then randomly chose one adult with whom to complete the main interview. In the 2021 GSS such a household enumeration was not possible up front, and the GSS instructed selected households to identify the adult with the most recent birthday and to report the number of adults living in the household. It is possible that respondent selection may have happened at the household level or missed some household residents (for instance, people abroad, adult children living at home, etc.).

Sampling Error: The 2021 GSS Cross-section relies on scientific sampling to allow for the calculation of sampling error (i.e., margin of error). As in any scientific sample, any one trend from year to year can be impacted by the fact we only observed a sample and not the entire population. The dataset contains survey design variables (clusters, strata, and weights) to account for the complex survey sample design. And it is possible that our trend estimates are off by a sampling or “margin of error” between any given set of years. It is essential, therefore, to control for sampling error by conducting tests of significance for trend differences estimates.



We recommend our users include the one of the following statements when reporting on the GSS 2021 Cross-section data:

Total Survey Error Summary Perspective for the 2021 GSS Cross-section:

Changes in opinions, attitudes, and behaviors observed in 2021 relative to historical trends may be due to actual change in concept over time and/or may have resulted from methodological changes made to the survey methodology during the COVID-19 global pandemic.

Suggested Statement to Include in Articles and Reports That Use GSS Data

To safeguard the health of staff and respondents during the COVID-19 pandemic, the 2021 GSS data collection used a mail-to-web methodology instead of its traditional in-person interviews. Research and interpretation done using the data should take extra care to ensure the analysis reflects actual changes in public opinion and is not unduly influenced by the change in data collection methods. For more information on the 2021 GSS methodology and its implications, please visit <https://gss.norc.org/Get-The-Data>

MAJOR CHANGES TO THE CROSS-SECTION 2021 GSS

The GSS made methodological changes in the 2021 Cross-section survey, compared with previous GSS Cross-section studies. The changes relate to shifts in the mode of data collection, and this section explains these in detail.

Changes Related to Mode of Data Collection



There are several major methodological changes in the 2021 GSS Cross-section:

Contact protocol: The 2021 GSS Cross-section uses a mail push-to-web respondent methodology instead of an in-person visit to collect data.

Respondent selection: The 2021 GSS Cross-section uses the last birthday method instead of rostering the household and respondent selection via a Kish grid.

Survey mode: The 2021 GSS Cross-section uses the web survey mode (specifically, a web-based self-administered questionnaire) instead of a face-to-face interview.

Each of these changes has consequences for the 2021 GSS Cross-section. These changes are discussed below.

Differential Non-response

The 2021 GSS Cross-section experienced a lower response rate (related to previous face to face GSS studies), which could potentially lead to differential non-response. For example, the unweighted distribution of cases seems to be underrepresenting respondents identifying as “Black” (from 16.4 percent in 2018 to 12.3 percent in 2021). While the 2021 GSS Cross-section provides weights that are adjusted by population controls to represent the country more accurately (as detailed in section “Weight Methodology”), it is important to recognize that the use of a primarily web mode in 2021 may have impacted the respondent composition of those willing/able to respond. In 2021, web was the primary mode for the first time in the GSS, as—due to the limitations brought about by the COVID-19 pandemic—it was not possible to conduct an in-person survey, the primary mode of all other GSS cross-sectional surveys to date.

General Wording Changes

Due to the shift from a face-to-face to a web-based questionnaire, GSS staff modified many survey questions in the 2021 GSS Cross-section for the web instrument. However, the telephone instrument kept the same wording as the face-to-face original wording. The web survey changes can come in many different forms but follow a few distinct operating principles. The changes are intended to:

- **Remove conversational language** in wording where it was no longer appropriate (e.g., using a more neutral “we” in the place of “I” and “me,” as referring to the interviewer in question stems).
- **Standardize terminology** where interviewers had chosen options as they saw fit (e.g., switching from “Blacks/African Americans” in the question stem to “Blacks” or “Black people,” depending on the question).

- Reword questions for items in which interviewers could **select appropriate language** according to information that they could observe but that was not yet recorded in the interview (e.g., reworking questions which used the term husband/wife prior to asking about the sex of the respondent's partner).
- Reword questions for items in which interviewers asked respondents **open-ended questions** but entered the responses in a combination of open-ended and closed-ended items. These changes were mostly confined to questions on Religion and Occupation/Industry.

Don't Know and No Answer Responses

The GSS implemented a new design for "Don't Know" and "No Answer" responses to minimize the effect of making them visible to respondents on every item. Generally, in previous GSS in-person surveys, interviewers would not show "Don't Know" and "No Answer" response options to respondents on hand cards or read those options to respondents. However, interviewers could always code "Don't Know" or "No Answer" if a respondent did not wish to answer a question. In keeping with this spirit, the 2021 GSS Cross-section web mode made the following modifications for self-administration:



- **Removed all "No Answer"** response options, **instead letting respondents to skip questions** they did not wish to answer).
- **Removed all "Don't Know"** response options for **attitudinal questions**.
- Displayed **"Don't Know"** response options **in light-grey text**, separated from standard responses, on all factual questions.
- **"Don't Know"** responses were displayed for **factual items only**.

For all data collected via the web self-administered questionnaire mode, the 2021 GSS Cross-section uses "Skipped on Web" code when a respondent skipped a question. These responses are separated from "No Answer," which can only appear for cases in the phone mode. The [2021 GSS Cross-section Public Use File](#) shows tabulations and response categories used in items across the 2021 GSS Cross-section. See Figure 1 for a screenshot example of an implementation of a "Don't Know" category.

An initial review of the 2021 data conducted by the NORC team during the production stage of the micro dataset indicates that there has not been a meaningful increase in "Don't Know" responses with this rendering method. Rates of "Don't Know" responses on factual items are consistent between phone and web modes. While certain items do show high levels of "Don't Know" responses (e.g., income, information related to parental work), both modes typically show "Don't Know" responses within a single percent of each other. However, this inspection should be considered preliminary. Users are encouraged to conduct their own analyses.

We invite users to assess levels of item non-response for factual questions measured in years past. In fact, while "Don't Know" responses are typically within a percent of each other, the same may not be true for nearly every other substantive response on factual items. For example, 50.8 percent of respondents were married in the web mode, while only 40.34 were married in the phone mode. This may be due to mode preference, respondent composition, or mode effect. We urge caution in the interpretation of results between the two modes, as several hypotheses may explain these differences. (As a note, given that the preliminary inspection seems to indicate that the graphic design elements of the "Don't Know" responses are producing the expected result, this design will be kept for the 2022 GSS, and more insights will be gained through a formal experiment of web versus face-to-face administration, all supplemented with phone).

AGE

The eligibility requirement for respondents remained the same in the 2021 GSS: those who were 18 years old or older on the date of the interview. However, because the survey started in December 2020 and ended in May 2021, there are four respondents who were 17 years old in the 2020 months but were 18 years old when they actually did the survey in the months of 2021. Consistent with decisions around the year of the GSS, the 2021 GSS Cross-section uses 2021 as the base year when calculating the variable "AGE." No respondents appear under the age of 18, but users may wish to consult the variable ZODIAC and adjust downward any respondents whose birthday appears after May 2021 by one year.

Additionally, the GSS saw much higher levels of non-response to AGE and questions around year of birth in this study. This higher level of non-response is a combination of respondent unwillingness to disclose during the respondent selection process, the Replicating Core questions about birthday, and the Household Composition section, as well as higher levels of breakoff prior to the birthday questions.

SEX

The variable SEX was revised for the web mode as well. In face-to-face interviews, interviewers traditionally coded SEX based on interviewer observation. In the web mode, SEX was asked explicitly of respondents. Sex and gender identity are collected as two separate items: sex recorded at birth (SEXBIRTH1) and current gender identity (SEXNOW1). In the past, these items have only been asked to two-thirds of respondents (i.e., two ballots), on a self-administered topical module. Beginning with the 2020/2021 GSS (both the 2016-2020 GSS Panel Wave 2 and the 2021 GSS Cross-section), SEXBIRTH1 and SEXNOW1 are asked of all respondents. For the purpose of backward compatibility, the cross-section dataset contains SEX, which uses the traditional binary coding scheme, and is based on recoding both SEXBIRTH1 and SEXNOW1 in 2021 (which was collected by interviewer observation in prior years).

Optimization of Items for Web Mode

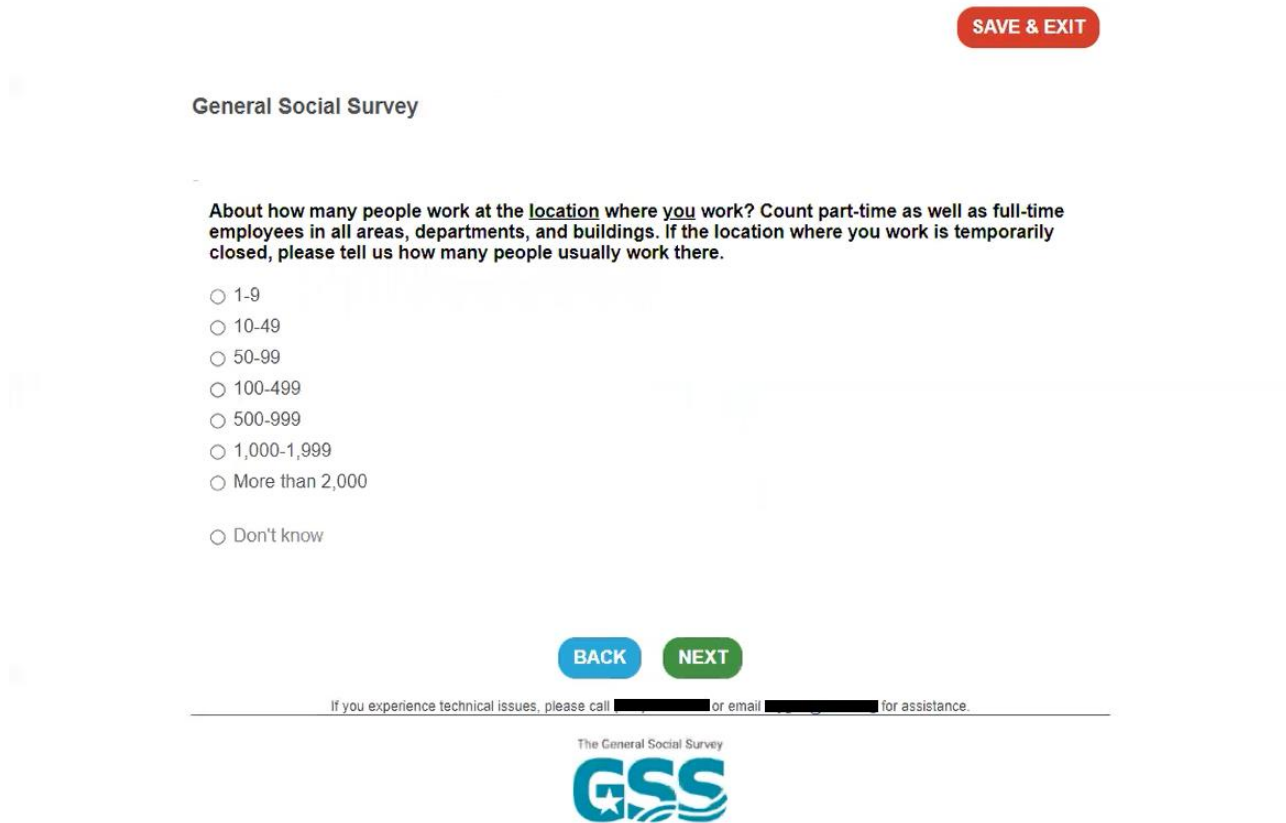
GSS staff have made many other small changes to accommodate the web mode, including changing how items were presented to respondents visually by including buttons and colors for navigation, revising the sequence of certain items, and adjusting the response options for others. In addition, the full questionnaire was optimized for the most common web and smartphone browsers (Chrome, Safari, Firefox, Internet Explorer, Edge, and Opera), as well as various device types (desktop, laptop, tablet, smartphone). These changes, along with the rewording changes, should not substantially affect how respondents answer questions and were mostly meant to minimize "Don't Know" and "No Answer" responses. For a full account of all changes, please compare questionnaire documentation of the 2021 GSS Cross-section to previous iterations available on the GSS website.⁸

⁸ <https://gss.norc.org/Get-Documentation/questionnaires>

Screenshots of Changes

The 2021 GSS Cross-section comprised primarily a self-administered web questionnaire. The following typical item from this questionnaire displays both the typical layout of a self-administered web questionnaire item and the change to Don't Know response options discussed in **Don't Know and No Answer Responses**.

Figure 1: Visual Display of a Survey Question in the 2021 GSS Cross-section



SAVE & EXIT

General Social Survey

About how many people work at the location where you work? Count part-time as well as full-time employees in all areas, departments, and buildings. If the location where you work is temporarily closed, please tell us how many people usually work there.

1-9

10-49

50-99

100-499

500-999

1,000-1,999


More than 2,000

Don't know

BACK **NEXT**

If you experience technical issues, please call [REDACTED] or email [REDACTED] for assistance.

The General Social Survey



DATA FILE STRUCTURE

New Reserve Codes

The 2021 GSS Cross-section now uses a standardized set of reserve codes for all variables:

.d – Don't know (DK). This reserve code is used when respondents indicate that they do not know the answer to a question.

.i – Inapplicable (IAP). This reserve code is used when a respondent does not see a question, either due to structural factors (e.g., for a respondent on ballot C, they will be marked inapplicable for a question exclusive to ballots A and B) or to personal factors (e.g., a respondent who is not married will be marked inapplicable for a spouse-related item).

.n – No Answer (NA). This reserve code is used when a respondent refuses to answer a question. In the 2021 GSS, this code is exclusive to phone mode cases. If a respondent gives a “No Answer” response to a screener question, all follow-up questions are marked as “No Answer.”

.s – Skipped on Web. This reserve code is used when a respondent skips a question in the web mode. If a respondent skips a screener question, follow-up questions are marked as “Skipped on Web.”

.x – Not available in this release. Variables that were asked in the 2021 GSS Cross-section but that have proven difficult to clean (mostly due to mode changes) have been omitted from the first data release. Instead of dropping the variable entirely, all cases are marked with **.x**, indicating that the data will be made available in a subsequent release.

.y – Not available in this year. Variables that are included in the cumulative GSS datafile but that were not asked in 2021 are coded **.y** for all cases in 2021. The same is true for variables that are unavailable in 2018, 2016, 2014, etc. Our hope is that **.y** makes it easier to tell if two variables that are not part of the replicating core have ever overlapped in a given year.

.z – Variable-specific reserve code. Several variables also include a **.z** reserved code, which documents circumstances or changes that might lead to odd missing data. For example, in 2021, some respondents in the Religion topical module have **.z** codes because their assigned religion was recoded based on open-ended responses, and as a result, their movement through the module was different than what their responses to RELIG and DENOM imply.



2021 GSS Cross-section-specific Notes

GSS Layout & Questionnaires

While the GSS is fielded as a single survey, it is composed of three separate ballots. This rotating structure is discussed in greater detail in [GSS Methodological Report 52⁹](#) and current distribution of questions is available in [The GSS Replicating Core¹⁰](#) although the [Cross-section R1 Release Variables¹¹](#) document may be more helpful. The questions that are repeated in each round are known as the *replicating core*. Other sections (which may reoccur, but not every year) are called *topical modules*. Figure 3 shows the distribution of topical modules in the 2021 GSS Cross-section.

Figure 2: Questionnaire Layout for the 2021 GSS Cross-section

	X	Y	XY
MODULE	2021		
	A	B	C
GSS Replicating Core	XY	XY	XY
Household Enumeration Form	XY	XY	XY
NSF Science Knowledge	X		XY
ISSP Environment	XY	Y	
ISSP Social Inequality		X	XY
Healthy People	XY	XY	XY
Religion	XY	XY	XY
Social Inequality		X	XY
CDC High-risk Behaviors		XY	XY
GSS Board Topical Items	XY	XY	XY
Contact/Validation	XY	XY	XY

The GSS includes slightly different wordings between web self-administered and phone interviewer-administered modes. See [Major Changes to the Cross-Section GSS in 2021](#) for full details. All questionnaires are available in both English and Spanish. For the 2021 GSS Cross-section, this amounts to 12 different questionnaires: three ballots in two modes in two languages.

The questionnaires can be found <https://gss.norc.org/Get-Documentation/questionnaires>.

⁹ <https://gss.norc.org/Documents/reports/methodological-reports/MR052.pdf>

¹⁰ <https://gss.norc.org/Documents/other/2020%20GSS%20Replicating%20Core.pdf>

¹¹ <https://gss.norc.org/Documents/other/R1%20Release%20Variables.pdf>

New Experiments in the 2021 GSS Cross-section

Volunteered Responses

For several questions in the GSS Replicating Core, the GSS has traditionally included options that are available for interviewers to code when volunteered by respondents but are not shown or read aloud to respondents. For example, in the traditional face to face instrument, the item COURTS (“In general, do you think the courts in this area deal too harshly or not harshly enough with criminals?”) includes “About right” as a *volunteered response* for the interviewer to code, but the option is not read to the respondent. These *volunteered responses* cannot be translated to the web mode effectively. In the web mode, respondents can only select responses that are shown to them on the screen, rather than being able to pick additional, unshown responses.

Motivated by this inability to translate the question design across mode, the 2021 GSS Cross-section includes a new experiment examining volunteered responses. **Nineteen questions** with volunteered responses were split into two new questions: **one with a -V suffix and the other with a -NV suffix**. The -V question, which appeared on FORM Y, included the volunteered response as an answer on the screen. The -NV question, which appeared on FORM X, did not include the volunteered response on the screen. A full list of variables for this experiment is shown in Table 2.

These changes only affect the web mode. In the phone mode, respondents retain the ability to volunteer responses. As a result, users may see some volunteered responses in the -NV question, from respondents who were in the phone mode and gave the volunteered response to an interviewer, who coded it appropriately.



The original version of the -V and -NV variables do not appear in the 2021 GSS Cross-section data, even though they are typically long-running GSS variables. For example, GRASS was not asked in 2021, only GRASSV and GRASSNV. As a result, several long-running GSS trends will not have data for 2021 under the traditional variable name. We urge caution to users when trying to merge the -V and -NV variables as they may present different results.

Inspection of unweighted data during production of the GSS dataset indicates that in nearly every case, variables tested (with the U.S. citizenship question being the only exception), the experimental condition showed some degree of shift toward the volunteered response option. The changes seem to be in the double digits for most of the variables. These results suggest that visual representation of “volunteered” response options may have implications for the survey web design.

Use of Grids

The 2021 GSS Cross-section includes an experiment on gridded questions in the web mode. This experiment was motivated by the possibilities of the new mode, as well as by our attempts to reduce overall question length. We selected two sets of items that shared question stems, response options, and conceptual topics—the GSS Core items related to abortion and the GSS Core items related to suicide—and presented them in grids. See Figure 3 for an example of how grids were displayed in the web mode. The grids include no more than four items at a time. For this experiment, **the gridded version of each question appeared on FORM X**, and the normal version of the question appeared on FORM Y. **The gridded variables have the suffix -G**. A full list of new variables for this experiment, as well as which grids they were placed in, is shown in Table 2.

Similar to the volunteered response experiment, phone cases were grouped with web cases by FORM. Phone respondents in FORM X are not assigned to the non-gridded version of the variable.



In the 2021 GSS Cross-section, all the -G variables have a corresponding non-experimental version, which has been asked on the GSS previously. For example, ABDEFECTG is the grid experiment version of the standard GSS variable ABDEFECT. Consequently, ABDEFECT is only available for half of sample (i.e. FORM X) – compared to previous years – and ABDEFECTG is available for the other half (i.e. FORM Y).

Inspection of data during analysis suggest that grids may have effects selectively on certain questions. Users should pay careful attention to the correlation between the gridded items, as showing multiple items per screen may increase inter-item correlation. In the seven abortion items, one did not appear in a grid (ABANYG), but our initial analysis indicated that it showed the effects of the grid experiment as well and has thus been given the -G suffix.

Figure 3: Example of Gridded Variables—Set 1

English ▾

SAVE & EXIT

Do you think it should be possible for a pregnant woman to obtain a legal abortion...

	Yes	No
If there is a strong chance of serious defect in the baby?	<input type="radio"/>	<input type="radio"/>
If she is married and does not want any more children?	<input type="radio"/>	<input type="radio"/>
If the woman's own health is seriously endangered by the pregnancy?	<input type="radio"/>	<input type="radio"/>

BACK NEXT

If you experience technical issues, please call (888) 837-8988 or email mygss@norc.org for assistance.

The General Social Survey



Gender-neutral Wording

The 2021 GSS includes a new version using gender-neutral wording (and grid experiments), which is identified with a -Y suffix (the suffix that is standard to indicate wording experiments). For example, an item using gender-neutral wording displays “police officer” instead of a gendered “policeman.” For this experiment, FORM X contains the gendered item (typically using the word “man” and the pronouns “he,” “him,” and “his”), while FORM Y contains the gender-neutral wording. A list of new variables for this experiment is shown in Table 2.

Additionally, initial inspection of the data suggests that while effects may not affect all items, it may more selectively impact certain items. One variable, RACOPEN, was included on both experiments (i.e., gender neutral and volunteered response) and has been included as RACOPENV and RACOPENNV, rather than RACOPENY, as the -V and -NV effect appears stronger.

In the 2021 GSS Cross-section, all the -Y variables in the gender-neutral wording experiment have a corresponding non-experimental version, which has been asked on the GSS previously. This



effectively means that the original name is representing only one half of the sample (i.e., FORM X). For example, SPKATH is only available for half of sample (i.e. FORM X) – compared to previous years – and SPKATHY is available for the other half (i.e. FORM Y).

Summary

In summary, the gender-neutral experiment is a traditional GSS wording experiment (using FORM and wording variation in the question text), and thus is labeled like a traditional experiment, identified with “-Y” suffix at the end. Both the volunteered/non-volunteered and grids experiments do not resemble previous GSS wording experiments, and thus have been given new label conventions. The volunteered/non-volunteered experiment manipulates only one response category, and the variables are assigned “-V” or “-NV” suffixes. The grid experiment changes how questions appear in the web mode, and the variables receive a “-G” suffix in the naming.

Table 2: Experiments and Variables

Volunteered Responses (new variables only)

With Volunteered Response:

USWARYV
 PRAYERV
 COURTSV
 FEPOLV
 DISCAFFWV
 RACOPENV
 GETAHEADV
 DIVLAWV
 HELPFULV
 TRUSTV
 FAIRV
 AGEDV
 GRASSV
 RELITENV
 BIBLEV
 POSTLIFEV
 KIDSSOLV
 USCITZNV
 FUCITZNV

Without Volunteered Response:

USWARYNV
 PRAYERNV
 COURTSNV
 FEPOLNV
 DISCAFFWNV
 RACOPENNV
 GETAHEADNV
 DIVLAWNV
 HELPFULNV
 TRUSTNV
 FAIRNV
 AGEDNV
 GRASSNV
 RELITENNV
 BIBLENV
 POSTLIFENV
 KIDSSOLNV
 USCITZNNV
 FUCITZNNV

Gridded Variables (new variables only)

Set 1:

ABDEFECTG
 ABHLTHG
 ABNOMOREG

Set 2:

ABRAPEG
 ABPOORG

Set 3:

ABANYG

Set 4:

SUICIDE1G
 SUICIDE2G
 SUICIDE3G
 SUICIDE4G

ABSINGLEG

Gender-neutral Wording (new variables only)

SPKATHY	SPKHOMOY
LIBATHY	LIBHOMOY
SPKRACY	SPKMMLMY
LIBRACY	LIBMMLMY
SPKCOMY	LETDIE1Y
COLCOMY	POLHITOKY
LIBCOMY	POLABUSEY
SPKMILY	POLATTAKY
LIBMILY	

Future Releases

The [Cross-section R1 Release Variables document](#)¹² details which variables from the 2021 GSS Cross-section are available in the cumulative cross-section datafile as of Release 1. Subsequent releases will update that document as new variables become available. The following topics are not included in Release 1 but are expected in future releases:

- Work information, including Occupation and Industry Coding
- Demographic information about the respondent's spouse or partner
- Demographic information about the respondent's parents and details about their background while growing up
- Non-Hispanic ethnicity details, as well as RACECEN1-3 and RACE, historically comparable race variables
- Location information, including classification by region, type of place, and size
- Household Enumeration, including age, sex, and marital status for each household member, as well as relationships between household members
- Corrections to errors found in the R1 release

GSS data releases now contain a version control variable: FILEVERSION. Version 1 of the 2021 GSS Cross-section data was released on November 1, 2021, with FILEVERSION set to 1 for all cases. For Version 2, FILEVERSION will be set to 2.

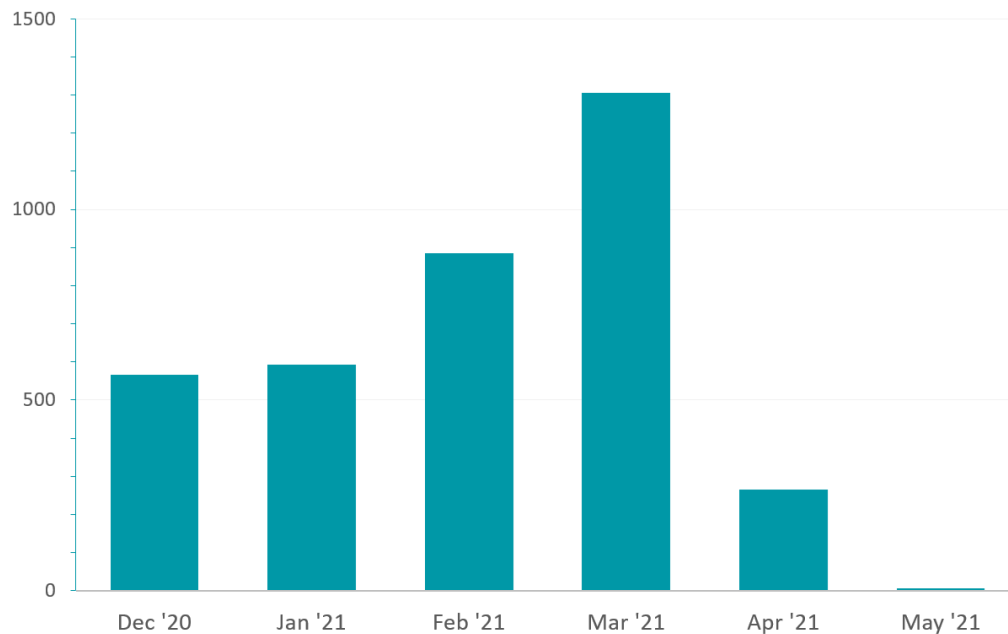
Please note that certain variables will not ever be included in the 2021 GSS Cross-section data, due to their absence on the 2021 GSS questionnaire. These include interviewer-observed paradata items, the WORDSUM series, and questions about the 2020 election. Most of these items are expected to return for the 2022 GSS.

¹² <https://gss.norc.org/Documents/other/R1%20Release%20Variables.pdf>

FIELDING

The 2021 GSS Cross-section was conducted from December 1, 2020, to May 3, 2021, and was processed according to standard NORC procedures.

Figure 4: Number of Interviews Completed per Month in 2020 and 2021



No in-person contact with selected households and respondents was done; outreach was conducted via mail and phone using commercially available phone number matches for addresses in the sample or inbound phone contact. GSS staff **redesigned the mail-based outreach to respondents** to introduce the GSS to fresh address-based sample and encourage them to participate, either by web or over the phone. Throughout the data collection period, selected households were sent postcards, invitation packets, and reminder letters using a combination of USPS and FedEx and urging them to complete the 2021 GSS survey. The sample was released in three batches, with evaluation of respondent recruitment protocol for each batch allowing the fine-tuning of protocol for subsequent batches.

Within households, respondents for the 2021 GSS Cross-section were selected by the last birthday method. In previous rounds of the GSS, NORC interviewers have used a Kish grid to select respondents within households, but this method was not possible without in-person interviewers.

A professional phone interviewer team conducted phone outreach to complete screeners, answer inbound phone calls from sampled households, identify respondents, and complete interviews by phone and/or prompt them to complete the web survey.

From the start of fielding, respondents located in areas with high **Hispanic and/or Spanish-speaking** prevalence were mailed bilingual English/Spanish versions of materials. Determinations of the likelihood of a household having Spanish speakers were made with a combination of Census data and commercially available lists of likely Spanish-speaking households.

Ultimately, 88.3 percent of respondents completed the 2021 GSS Cross-section survey via web survey, and 11.7 percent of respondents completed it by phone interview. The weighted 2021 Cross-section response rate was 17.4 percent.

SAMPLING DESIGN AND WEIGHTS

The 2021 GSS Cross-section Sample

The **GSS 2021 sample** was released in **three batches**, each with different start dates. The first sample batch consisted of 5,891 addresses from the NORC 2010 NORC National Sampling Frame, which we describe below, and 4,200 un-clustered addresses from a version of the United States Postal Service (USPS) Computerized Delivery Sequence File (CDS), for a total of 10,091 addresses. **Batches two** and **three** were **based on** the **CDS** and composed of 10,000 and 7,500 un-clustered addresses from the CDS, respectively. Batch 1 was released to the field on December 1, 2020. Batches 2 and 3 were released to the field on January 21, 2021, and February 24, 2021, respectively; all three batches remained open for data collection until the end of the field period on May 3, 2021.

The three sample batches supported the main mode of data collection based on a web-instrument and supplemented with phone for a limited number of cases who required it. The fact that the data collection method did not rely on interviewer-administration modes represented an opportunity to use a stratified un-clustered address sample. This is in contrast with previous years, which were primarily face to face, with a stratified clustered sample. Table 3 shows sample size and yields for each batch, each of which was based on a “mail push-to-web” design with multiple mailed reminders plus outbound telephone contacting.

As part of batch 1, the NORC National Sampling Frame provides the basis for an equal-probability multi-stage cluster sample of housing units for the entire United States. Every decade, NORC reselects a National Sampling Frame based on the Decennial Census. The 2021 GSS was the fourth to use the 2010 NORC National Sampling Frame.

First-stage units on the National Sampling Frame are called National Frame Areas (NFAs), each of which is composed of a USPS Metropolitan Statistical Area (MSA) of one or more counties outside of MSAs. The number of first-stage selections in the 2010 NORC National Sampling Frame is 126 NFAs and the GSS sample uses only 76 NFAs. Fifty-nine of the GSS NFAs are non-certainty NFAs in the GSS each represents 1 percent of the U.S. population, and the 17 of the GSS NFAs are certainty NFAs containing 41 percent of the U.S. population. The **second-stage** selection yielded a sample of segments that are census tracts in urban areas (where post office address lists are usually available) and a sample of segments that are block groups (smaller than census tracts) in rural areas where physical listing is often required.

The **first-stage units** (NFAs) and **second-stage units** (either census tracks or block groups) were selected with probabilities proportional to size, where the measure of size is determined by Census housing unit totals. The third-stage units (i.e., housing units) were selected with an equal probability of selection method (EPSEM)—which means that each housing unit has the same probability of selection. Using the EPSEM approach resulted in roughly the same number of housing units selected per second-stage sampling unit. The number of second-stage

selections in the 2010 NORC National Frame is 1,514, but GSS uses only 400, which is four per 1 percent of the U.S. population.

Most of the addresses in the NORC National Sampling Frame come from the USPS CDS, but other than the 5,891 addresses in the first batch from the NORC National Sampling Frame, all other addresses sampled come from an EPSEM sample of all addresses from the CDS, which are all city-style addresses serviced by USPS.

Table 3: Yields by Batch

<i>Batch</i>	<i>Date Released</i>	<i>Sample Released</i>	<i>Completes</i>	<i>Yield</i>
1	12/1/2020	10,091	1,271	12.6%
2	1/21/2021	10,000	1,391	13.9%
3	2/24/2021	7,500	1,069	14.2%
<i>Total</i>	<i>n/a</i>	<i>27,591</i>	<i>3,731</i>	<i>13.5%</i>

2021 GSS Cross-section Weights

The weight variables (WTSS and WTSSNR) typically provided in previous GSS data files made simple adjustments of the GSS sampling design (i.e., sub-sampling). For the 2021 GSS Cross-section, we do not provide those design-adjusted weights; we have instead added weights adjusted by population controls; that is, post-stratification weight variables WTSSPS and WTSSNRPS. Due to many methodological changes in the 2021 GSS Cross-section as described earlier in this codebook, it is very important to use these post-stratification weights to get more representative results. This section details the methodology used to calculate the post-stratification weights for the 2021 GSS Cross-section Sample.

As for previous GSS rounds, we calculated two weights for the 2021 GSS Cross-section Sample:

WTSSPS: We assigned this weight to the 4,032 cases completed; it accounts for all stages of selection: NFA, segment, housing unit, within household, and raking to known population totals.

WTSSNRPS: This weight had one additional step: a non-response adjustment.

We calculated the weights for the 2021 GSS Cross-section cases using similar methods used in previous rounds—however, with an additional raking step to adjust to known population totals. Also, the 2021 GSS Cross-section sample was not collected in person but was based mostly on a mail push-to-web methodology (supplemented with phone for respondents who needed the option).

Due to the addition of a raking step adjustment to known population totals, WTSSPS and WTSSNRPS are precisely the same for all 4,032 completed interviews. This is because the non-response adjustment for WTSSNRPS uses one of the variables later used for raking: namely, Census Division. Both weight variables are scaled so that they sum to the number of completed cases (4,032).

Weighting Methodology Steps

W0. Unlike previous GSS samples that came directly from NORC National Sampling Frames, we supplemented a NORC National Sampling Frame sample intended for in-person interviewing with an un-clustered Address-Based Sample (ABS). To prepare for what we thought would be an in-person data collection in 2020, we selected 6,000 addresses from the 2010 NORC National Sampling Frame. Switching to a mail push-to-web approach for data collection necessitated two changes. First, we removed 109 addresses that were either undeliverable or drop points with more than four units (matching our ABS specification). We supplemented these 5,891 clustered addresses with 21,700 un-clustered ABS addresses, for a total sample size of 27,591 addresses. Both sources had an estimated frame size of approximately 133.7 million, so we assumed the combination was an equal probability sample of 27,591 addresses from a sample frame of 133,672,347 addresses, implying a selection probability of 0.000206408. The base weight for all 27,591 addresses is 4,844.781 (1/selection probability).

W1. Unlike previous GSS samples, we performed no subsampling during the field period. For consistency with previous rounds, we still treat W1 as the weight after subsampling. For the 2021 Cross-section round, W1 = W0.

W2. Next, we adjusted for eligibility. Not all cases in the frame are truly eligible for the survey: some are businesses, do not exist, or are unoccupied. This adjustment sets the weights of the ineligible cases to zero. Unlike previous rounds, we could not determine eligibility for most of the sample (due to the mail push-to-web methodology). There were 4,032 completes, 1,557 eligible non-responses, 2,332 ineligible households, and 19,670 unknown eligibility cases. The eligibility rates in 2016 (83.1 percent) and 2018 (84.7 percent) lead us to assume 84 percent of the total cases will be eligible (23,176), so we estimate that 89.41 percent of the unknown eligibility cases are eligible. Each of the unknown eligibility cases has its weight multiplied by .8941. Ineligible cases have a zero weight after this stage, while (known) eligible cases keep their full weight.

W3. The next step, an optional non-response adjustment, is done for the WTSSNRPS process but skipped for the WTSSPS process. This step distributes the weight of the non-responding cases to the responding cases. GSS traditionally uses a geographical non-response weight adjustment, and we did that here using Census Division (9 categories). The minimum weighted response rate was for the Northeast/Middle Atlantic states (14.27 percent; weight multiplication of 7.006), while the maximum weighted response rate was for the Midwest/West North Central states (21.38 percent; weight multiplication of 4.678). This step also creates the overall weighted response rate, which is 17.4 percent for the 2018 GSS.

W4. We performed all the steps through W3 at the household level, but the final GSS weights are at the individual adult level. Therefore, this step adjusts for the probability of selecting the respondent within the household. This probability is the inverse of the number of adults in the household. We did limit this adjustment to a maximum of five adults. The number of adults exceeded five for only nine of the households with completed interviews. Unlike previous GSS rounds, this variable (ADULTS) was never missing, so we did not need to perform any imputation.

W5. For the first time, GSS added an adjustment to known population totals for the 2021 Cross-section round based on a raking approach. We selected eight variables for a raking algorithm, which iteratively adjusts the weights to sum to the known population totals for each category of each of the raking variables, one at a time until the raked weights converge. Most of these variables suffer from missing data. The missing data were imputed using a simple hot-deck imputation prior to raking. For this simple hot-deck imputation, we only used the raking variables previously imputed as sorting variables. The eight raking variables were:

Census Division (never missing, nine categories):

- New England
- Mid-Atlantic
- East North Central
- West North Central
- South Atlantic
- East South Central
- West South Central
- Mountain
- Pacific

Marital Status (11 imputed values, two categories):

- Currently Married
- Not Currently Married

Hispanic Origin Status (21 imputed values, two categories):

- Of Hispanic Origin
- Not of Hispanic Origin

Education (23 imputed values, three categories):

- Less than High School Education
- High School Diploma, but no Four-Year College Degree
- Bachelor's Degree or more

U.S. Born Status (72 imputed values, two categories):

- Born in the United States
- Not Born in the United States

Gender (92 imputed values, two categories):

- Male
- Female

Race (97 imputed values, six categories):

- White
- African-American

- American Indian/Alaska Native
- Asian
- Native Hawaiian or Other Pacific Islander
- Other

Age Group (333 imputed values, five categories):

- 18–29 years old
- 30–39 years old
- 40–49 years old
- 50–64 years old
- 65–89 years old

Final weights. The weights that result from this process are then scaled to the number of completed cases (4,032) to result in WTSSPS and WTSSNRPS.

HOW TO READ GSS CODEBOOK TABLES

For ease of usability and communication, the 2021 General Social Survey denotes a break from the codebook format that the GSS has been historically using. While the traditional codebook is still available with data up to the 2018 GSS, this new codebook format will continue to be used for the foreseeable future. To facilitate the use of this new format, several terms must be explained. The abbreviation “R,” which appears throughout the text and appendices, stands for “respondent.” Figure 5 shows the format for the codebook tables.

Figure 5: Codebook table excerpt

Variable: HAPMAR Type: Numeric					
Label:					
(IF CURRENTLY MARRIED, ASK HAPMAR)					
Taking things all together,					
how would you describe your marriage?					
Would you say that your marriage is very happy,					
pretty happy, or not too happy?					
Notes: See HAPPY					
				PCT Excl.	
LABEL	VALUE	COUNT	PCT	Reserve	Codes
VERY HAPPY	1	1211	30.0%	61.0%	
PRETTY HAPPY	2	701	17.4%	35.3%	
NOT TOO HAPPY	3	74	1.8%	3.7%	
SUBTOTALS:		1986	49.3%	100.0%	
RESERVED CODES:					
NO ANSWER	N	3	0.1%	n/a	
NOT APPLICABLE	I	2031	50.4%	n/a	
SKIPPED ON WEB	S	12	0.3%	n/a	
TOTALS:		4032	100.0%	100.0%	

To help with ease of explanation, the example of “HAPMAR” provided can be divided into two sections: 1) Variable information—which can be found at the top of the question information—and 2) Variable responses—which can be found at the middle and bottom of the question.

Variable Information:

The title **Variable** (in the example, for HAPMAR) denotes the variable name. A mnemonic was assigned to each question to promote standardization in the use of GSS variable names and to meet the eight-character limitation imposed by some computer software systems (e.g., SPSS)

Type (In the example “Numeric”) refers to the form in which responses were coded. Questions were either recorded as “numeric” or “character.” Numeric variables may have a limited number of preset responses (e.g., “Agree” or “Disagree”, “Yes” or “No”) to which numeric “punches” or values are assigned, or, in the case of

HAPMAR, responses are open-ended but numeric in nature. Character variables are generally open-ended questions with no preset responses (e.g., SEXSPEC).

Label shows question wording as it appeared in the questionnaire. For some variables, as is the case of HAPMAR, some question wording appears in full uppercase font. This uppercase information communicates conditions for the variable that interviewers were to be aware of as they conducted the questionnaire. This information was for the benefit of the interviewer, and respondents were not aware.

The **Notes** section is where essential question information appears (in the example, it is empty). This question information denotes historical changes to the variable, the manner in which the variable was asked, or as is the case in HAPMAR, related variables. For variables that have experienced historical changes, the “Notes” section directs readers to the appropriate reports to learn of those alterations over time.

Variable Responses

Under the heading **LABEL**, all possible answers to the questions are listed. The questionnaire contains four alternate forms of response as follows: 1) the answers were read to the respondent or listed on the screen in the web-mode (if they were included in the question); 2) answers were presented to the respondent on a card (indicated by interviewer instructions and variable notes); or 3) answers were marked by the interviewer to best correspond to the answer of the respondent (also indicated by interviewer instructions and variable note).

The term **VALUE** represents the code or numerical value that was assigned to each response. These are the numbers that the user will find punched in the columns. The frequency of occurrence of each of the punch values appears in the next three columns: first as a simple count of occurrences (i.e., unweighted frequency), then as a marginal unweighted percent of the individual responses, and finally as a cumulative unweighted percent in the final column headed **PCT Excl. Reserve Codes**. Summations of these three columns can be found along the **SUBTOTALS** row.

Respondents that did not choose one of the response codes, either intentionally or because they were not applicable, are captured in the **RESERVE CODES** table. The manner or reason of respondent item non-response is denoted either as “Don’t Know,” “Skipped on Web,” or “Not applicable.” The counts and marginal unweighted percent of these reserve codes is delineated in the following columns as was done with the **VALUE** table. Responses are mutually exclusive (i.e., only one code can appear for each respondent for each question), and final totals of all responses are in the final row, which is titled **TOTALS**.

Appendix A: 2021 GSS Cross-section Outcomes

The overall response rate for the 2021 cross-section data collection was 17.4 percent, with 4,032 completes from 27,591 lines of sample. Both the response rate and number of completes exceeded our original targets. Case status broke out as follows:

Table A1: 2021 GSS Cross-section Response Rate Calculation¹³

Status	Frequency
Complete	4,032
Eligible cases (partial or NIR)	5,589
Non-interviewed respondent – Eligibility not known	19,670
Total	27,591

Completes were defined as those cases that completed the full interview or met the data threshold predefined by the research team to be included with the Completes category. Partial completes were cases that started the GSS interview but did not meet the threshold to be included with Completes (i.e., completed two-thirds of the core section). Non-interviewed respondent (NIR) cases were split into two categories: eligibility known and eligibility not known. “Eligibility known” cases were those in which the sampled address was confirmed as being an occupied residence. “Eligibility not known” cases were those in which the address was not confirmed as being an occupied residence. Finally, out-of-scope cases were those in which the sampled address was identified as vacant, a business, or not an address. Out-of-scope cases were also those in which nobody in the sampled household spoke English or Spanish, or the selected respondent was ill or incapacitated and could not complete the interview. A total of 3,561 (88 percent) of completes were completed by web SAQ, with the remainder (471) completed by phone (12 percent).

¹³ The GSS uses AAPOR response rate 3, with an eligibility rate of .8941 (e) estimated based on historical data.

Response Rate = completes / (eligibles + e * unknown eligibility cases) = 4032 / (5,589 + .8941 * 19,670) = 17.39698 = 17.4%.

Appendix B: Sample Code for Analysis

Data Analysis (example)

SAS

```
proc surveyfreq data=library.gss7221_r1 missing nosummary;
  cluster VPSU;
  strata VSTRAT;
  weight WTSSPS /* For years before 2021, use WTSSALL or WTSSNR */;
  table RELIG;
run;
```

STATA

```
svyset [pweight=WTSSPS], strata(vstrat) psu(vpsu) singleunit(scaled)
svy: tab RELIG, percent col format(%3.0f)
```

APPENDIX C: Other GSS Datasets and Documentation

[2016-2020 GSS Panel Data](#)

- The dataset from the panel reinterview of past respondents from the 2016 and 2018 Cross-section GSS Studies. This dataset is most helpful for those seeking person-level changes, particularly changes resulting from: 1) the passage of time, 2) the COVID-19 pandemic, and 3) the shift from face-to-face (F2F) to web self-administered questionnaire (SAQ). The 2016-2020 GSS panel survey was fielded from August 24, 2020, to September 26, 2020.

[GSS-ANES](#)

- The 2016-2020 GSS Panel Wave 2 includes a collaboration between the GSS and American National Election Studies (ANES), which was planned before the COVID-19 pandemic and was extensively modified in light of delays in data collection. The 2016-2020 GSS Panel Wave 2 interview contained a module of items drawn from the ANES, including attitudes on several issues, feelings thermometers for the presidential candidates, and plans for voting in the 2020 presidential election. Following the completion of the 2016-2020 GSS Panel Wave 2 in September 2020, all respondents who: 1) were U.S. citizens, 2) could be located within U.S. voting districts, and 3) completed the ANES module were eligible and were contacted to complete the 2020 ANES postelection survey. Any eligible citizen who completed both surveys (i.e., Wave 2 GSS survey and the ANES follow-up questionnaire) can be linked with a key, which will be available

in the future. For more information, please see the ANES/GSS collaboration codebook, which will be available later in 2021

[GSS Codebook](#)

- This is the legacy codebook that combines all of the notes, appendices, and frequency tables of the GSS since its inception in 1972 up through 2018. This is useful to see how trends have changed over the decades, find question-level wording, and find when questions were added or discontinued.

[GSS Data Explorer](#)

- A web-based interactive tool to access and analyze GSS data, question wording, and ballot timing. The Data Explorer is helpful to visualize individual variables' trend lines or extract data into various software packages. The Data Explorer tool is going through renovations and it is expected to be upgraded in December of 2021.

[GSS Panel \(2006-2014\) Release Notes](#) and Datasets (in [SPSS](#) & [STATA](#))

- In 2006 the GSS started a transition from a replicating cross-sectional design to a design that uses rotating panels. By 2008, there were two components: a new 2008 cross-section with 2,023 cases and the first reinterviews with 1,536 respondents from the 2006 GSS. In 2010 the new design was fully implemented. There was a new cross-section of 2,044 cases, the first reinterviews of the 2008 GSS respondents, and the second and final reinterviews of the 2006 GSS respondents. This three-wave, rolling panel design was also used in 2012. Each GSS in 2006–2010 thus started a new four-year/three-wave panel, which was completed four years later (2006-08-10, 2008-10-12, 2010-12-14). However, in 2012 no new three-wave panel was started. The table below shows the design of how the various panels overlapped in time but not participants.

Table C1: GSS Design Features: Cross-sectional and Panel Components

	2006	2008	2010	2012	2014
1 st wave	4,510	2,023	2,044		
2 nd wave		1,536	1,581	1,551	
3 rd wave			1,276	1,295	1,304
Combined N	4,510	3,559	4,901	4,820	3,847

[National Congregations Study \(NCS\)](#)

- In the 1998, 2006, 2012, and 2018 GSS, respondents who attend religious services were asked to name their religious congregation. A variety of information about each congregation was gathered from the interview with a key informant at each congregation in 1998 and 2006–2007. A third round based on the 2012 GSS was conducted in 2012. A fourth round based on the 2018 GSS was conducted in 2018. These

studies were carried out by Mark Chaves. More information is available from the [National Congregations Study](#) website..

[National Organizations Survey](#) (NOS)

- In the 1991 GSS, the survey collected the name and contact information of the employer of the respondent and their spouse. Arne L. Kalleberg, David Knoke, Peter V. Marsden, and Joe L. Spaeth carried out a follow-up study of these employers, producing the first wave of the National Organizations Survey (NOS). The NOS has 727 cases that consist of a) information on the employer, b) information about the GSS respondent and/or spouse employed by the employer, and c) aggregate industry-level information. The second wave of NOS (n=516) was collected in 2002 based on the 2002 GSS respondents. Both files are available from [ICPSR](#).

GSS-National Death Index (NDI)

- The National Death Index (NDI) is a database of all the deaths in the United States. The NDI allows investigators to determine whether persons in their studies have died by providing: 1) names of the state in which those deaths occurred, 2) dates of death, 3) corresponding death certificate numbers, and 4) causes of death. In the 2009–2010, GSS respondents from 1978 to 2002 were linked to the National Death Index. This study was carried out by Peter Muennig, Columbia University. The indicator of possible vital status as of 2014 (variable name: DEATH) is now part of the downloadable GSS data. For more information on how to access these data contact the GSS team at gss@norc.org.

2021 GSS Cross-section Public Use File Codebook

The 2021 GSS Cross-section Public Use File Codebook begins on the next page.

SECTION INDEX OF VARIABLES

Variable Name	Section	SAS_Label
WRKSTAT	1	Last week were you working full time, part time, going to school, keeping house, or what?
COHORT	1	Birth cohort of respondent.
HRS1	1	IF WORKING, FULL OR PART TIME: How many hours did you work last week, at all jobs?
HRS2	1	IF WITH A JOB, BUT NOT AT WORK: How many hours a week do you usually work, at all jobs?
EVWORK	1	IF RETIRED, IN SCHOOL, KEEPING HOUSE, OR OTHER: Did you ever work for as long as one year?
OCC10	1	RESPONDENT'S OCCUPATION
PRESTG10	1	PRESTIGE OF RESPONDENT'S OCCUPATION
PRESTG105PLUS	1	R'S OCCUPATIONAL PRESTIGE SCORE USING THRESHOLD METHOD
INDUS10	1	RESPONDENT'S INDUSTRY
MARITAL	1	Are you currently--married, widowed, divorced, separated, or have you never been married?
MARTYPE	1	CODE TYPE OF MARRIAGE
DIVORCE	1	IF CURRENTLY MARRIED OR WIDOWED: Have you ever been divorced or legally separated?
WIDOWED	1	IF CURRENTLY MARRIED, SEPARATED, OR DIVORCED: Have you ever been widowed?
SPWRKSTA	1	Last week was your (wife/husband) working full time, part time, going to school, keeping house, or what?
SPHRS1	1	(Last week was your (wife/husband) working full time, part time, going to school, keeping house, or what?...) IF WORKING, FULL OR PART TIME: How many hours did (he/she) work last week, at all jobs?
SATJOB	1	On the whole, how satisfied are you with the work you do -- would you say you are very satisfied, moderately satisfied, a little dissatisfied, or very dissatisfied?
SPHRS2	1	How many hours a week does your spouse usually work, at all jobs?
SPEVWORK	1	IF RETIRED, IN SCHOOL, KEEPING HOUSE, OR OTHER: Did (he/she) ever work for as long as one year?
SPWRKSLF	1	(Is/Was) (he/she) self-employed or (does/did) (he/she) work for someone else?
SPOCC10	1	RESPONDENT'S SPOUSE'S OCCUPATION
SPPRES10	1	PRESTIGE OF RESPONDENT'S SPOUSE'S OCCUPATION
SPPRES105PLUS	1	SPOUSE OCCUPATIONAL PRESTIGE SCORE USING THRESHOLD METHOD
SPIND10	1	RESPONDENT'S SPOUSE'S INDUSTRY
COWRKSTA	1	Last week was your partner working full time, part time, going to school, keeping house, or what?
COHRS1	1	IF WORKING, FULL OR PART TIME: How many hours did (he/she) work last week, at all jobs?
COHRS2	1	IF WITH A JOB, BUT NOT AT WORK: How many hours a week does (he/she) usually work, at all jobs?
COEVWORK	1	IF RETIRED, IN SCHOOL, KEEPING HOUSE, OR OTHER: Did (he/she) ever work for as long as one year?
COOCC10	1	RESPONDENT'S PARTNER'S OCCUPATION
COPRES10	1	PRESTIGE OF RESPONDENT'S PARTNER'S OCCUPATION
COPRES105PLUS	1	PARTNER'S OCCUPATIONAL PRESTIGE SCORE USING THRESHOLD METHOD

SECTION INDEX OF VARIABLES

Variable Name	Section	SAS_Label
COIND10	1	RESPONDENT'S PARTNER'S INDUSTRY
COWRKSLF	1	(Is/Was) (he/she) self-employed or (does/did) (he/she) work for someone else?
PAOCC10	1	FATHER'S OCCUPATION
PAPRES10	1	PRESTIGE OF RESPONDENT'S FATHER'S OCCUPATION
PAPRES105PLUS	1	FATHER'S OCCUPATIONAL PRESTIGE SCORE USING THRESHOLD METHOD (2010)
PAIND10	1	FATHER'S INDUSTRY
PAWRKSLF	1	Was your [father/stepfather/male relative you were living with when you were 16] self-employed or did he work for someone else?
MAOCC10	1	MOTHER'S OCCUPATION
MAPRES10	1	PRESTIGE OF RESPONDENT'S MOTHER'S OCCUPATION
MAPRES105PLUS	1	MOTHERS OCCUPATIONAL PRESTIGE SCORE USING THRESHOLD METHOD
MAIND10	1	MOTHER'S INDUSTRY CODE
SIBS	1	How many brothers and sisters did you have? Please count those born alive, but no longer living, as well as those alive now. Also include stepbrothers and stepsisters, and children adopted by your parents.
CHILDS	1	How many children have you ever had? Please count all that were born alive at any time (including any you had from a previous marriage).
AGE	1	RESPONDENT'S AGE
AGEKDBRN	1	How old were you when your first child was born?
EDUC	1	RESPONDENT'S EDUCATION
PAEDUC	1	What is the highest grade in elementary school or high school that your father finished and got credit for?
MAEDUC	1	What is the highest grade in elementary school or high school that your mother finished and got credit for?
SPEDUC	1	What is the highest grade in elementary school or high school that your [husband/wife] finished and got credit for?
COEDUC	1	What is the highest grade in elementary school or high school that your partner finished and got credit for?
DEGREE	1	RESPONDENT'S DEGREE
PADEG	1	RESPONDENT'S FATHER'S (SUBSTITUTE FATHER'S) DEGREE
MADEG	1	RESPONDENT'S MOTHER'S (SUBSTITUTE MOTHER'S) DEGREE
SPDEG	1	RESPONDENT'S SPOUSE'S DEGREE
CODEG	1	RESPONDENT'S PARTNER'S DEGREE
SEX	1	CODE RESPONDENT'S SEX
RACE	1	What race do you consider yourself? RECORD VERBATIM AND CODE. CODE WITHOUT ASKING ONLY IF THERE IS NO DOUBT IN YOUR MIND.
RES16	1	Which of the categories on this card comes closest to the type of place you were living in when you were 16 years old?
REG16	1	In what state or foreign country were you living when you were 16 years old?
MOBILE16	1	When you were 16 years old, were you living in this same (city/town/county)?
FAMILY16	1	Were you living with both your own mother and father around the time you were 16?
FAMILY16Y	1	With whom were you living around that time?
MAWRKGRW	1	Did your mother ever work for pay for as long as a year, while you were growing up?

SECTION INDEX OF VARIABLES

Variable Name	Section	SAS_Label
INCOM16	1	Thinking about the time when you were 16 years old, compared with American families in general then, would you say your family income was: far below average, below average, average, above average, or far above average? (PROBE: Just your best guess.)
BORN	1	Were you born in this country?
MABORN	1	Was (your mother/ your stepmother/ the female relative you were living with at 16) born in this country?
PABORN	1	Was (your father/ your stepfather/ the male relative you were living with at 16) born in this country?
GRANBORN	1	(Were all of your four grandparents born in this country?...) IF NO: how many were born outside the United States?
HOMPOP	1	Household Size and Composition (see Appendix D: Recodes, for information about these variables)
BABIES	1	NUMBER OF MEMBERS UNDER 6 YEARS OF AGE.
TEENS	1	NUMBER OF MEMBERS 13 TO 17 YEARS OLD. 13-17 YEARS
ADULTS	1	NUMBER OF MEMBERS OVER 17 YEARS OLD. 18+ YEARS
UNRELAT	1	(Is everyone in the household related to you in some way?...) IF NO: How many persons in the household are not related to you in any way?
EARNRS	1	Just thinking about your family now--those people in the household who are related to you . . . How many persons in the family, including yourself, earned any money last year - [the previous year] - from any job or employment?
INCOME	1	In which of these groups did your total family income, from all sources, fall last year before taxes, that is?
RINCOME	1	Did you earn any income from [OCCUPATION DESCRIBED IN OCC-INDUSTRY] in 2019?
REALINC	1	Family income in 1972-2006 surveys in constant dollars (base=1986)
INCOME16	1	In which of these groups did your total family income, from all sources, fall last year? That is, before taxes.
RINCOM16	1	In which of these groups did your earnings from (OCC), from all sources for 2019 fall? That is, before taxes or other deductions.
REALRINC	1	Respondent's income on 1972-2006 surveys in constant dollars (base = 1986)
CONINC	1	Inflation-adjusted family income.
CONRINC	1	Inflation-adjusted personal income.
REGION	1	REGION OF INTERVIEW
XNORCSIZ	1	NORC SIZE OF PLACE
SRCBELT	1	SRC (SURVEY RESEARCH CENTER, UNIVERSITY OF MICHIGAN) NEW BELT CODE
SIZE	1	SIZE OF PLACE: . Size of place in thousands is a 4 digit code which provides actual size of place of interview. Remember when using this code to add 3 zeros. Listed below are the frequencies for gross population categories.
PARTYID	1	Generally speaking, do you usually think of yourself as a Republican, Democrat, Independent, or what?
VOTE16	1	In 2016, you remember that Hillary Clinton ran for President on the Democratic ticket against Donald Trump for the Republicans. Do you remember for sure whether or not you voted in that election?
PRES16	1	Did you vote for Hillary Clinton or Donald Trump?
IF16WHO	1	Who would you have voted for, for president, if you had voted?
POLVIEWS	1	We hear a lot of talk these days about liberals and conservatives. I'm going to show you a seven-point scale on which the political views that people might hold are arranged from extremely liberal--point 1--to extremely conservative--point 7. Where would you place yourself on this scale?

SECTION INDEX OF VARIABLES

Variable Name	Section	SAS_Label
NATSPAC	1	(Let's begin with some things people think about today. We are faced with many problems in this country, none of which can be solved easily or inexpensively. I'm going to name some of these problems, and for each one I'd like you to tell me whether you think we're spending too much money on it, too little money, or about the right amount.) Space exploration program
NATSPACY	1	(... are we spending too much, too little, or about the right amount on) Space exploration
NATAID	1	(... are we spending too much, too little, or about the right amount on) Foreign aid
NATAIDY	1	(... are we spending too much, too little, or about the right amount on) Assistance to other countries
NATARMS	1	(... are we spending too much, too little, or about the right amount on) The military, armaments, and defense
NATARMSY	1	(... are we spending too much, too little, or about the right amount on) National defense
NATCHLD	1	(... are we spending too much, too little, or about the right amount on) Assistance for childcare
NATCITY	1	(... are we spending too much, too little, or about the right amount on) Solving the problems of big cities
NATCITYY	1	(... are we spending too much, too little, or about the right amount on) Assistance to big cities
NATCRIME	1	(... are we spending too much, too little, or about the right amount on) Halting the rising crime rate
NATCRIMY	1	Halting the rising crime rate
NATDRUG	1	(... are we spending too much, too little, or about the right amount on) Dealing with drug addiction
NATDRUGY	1	(... are we spending too much, too little, or about the right amount on) Drug rehabilitation
NATEDUC	1	(... are we spending too much, too little, or about the right amount on) Improving the nation's education system
NATEDUCY	1	(... are we spending too much, too little, or about the right amount on) Education
NATENRGY	1	(... are we spending too much, too little, or about the right amount on) Developing alternative energy sources
NATENVIR	1	(... are we spending too much, too little, or about the right amount on) Improving and protecting the environment
NATFARE	1	(... are we spending too much, too little, or about the right amount on) Welfare
NATFAREY	1	(... are we spending too much, too little, or about the right amount on) Assistance to the poor
NATHEAL	1	(... are we spending too much, too little, or about the right amount on) Improving and protecting the nation's health
NATHEALY	1	(... are we spending too much, too little, or about the right amount on) Health
NATMASS	1	(... are we spending too much, too little, or about the right amount on) Mass Transportation
NATPARK	1	(... are we spending too much, too little, or about the right amount on) Parks and recreation
NATRACE	1	(... are we spending too much, too little, or about the right amount on) Improving the conditions of Blacks
NATRACEY	1	(... are we spending too much, too little, or about the right amount on) Assistance to Blacks
NATROAD	1	(... are we spending too much, too little, or about the right amount on) Highways and bridges
NATSCI	1	(... are we spending too much, too little, or about the right amount on) Supporting scientific research
NATSOC	1	(... are we spending too much, too little, or about the right amount on) Social Security
EQWLTH	1	Some people think that the government in Washington ought to reduce the income differences between the rich and the poor, perhaps by raising the taxes of wealthy families or by giving income assistance to the poor. Others think that the government should not concern itself with reducing this income difference between the rich and the poor. Here is a card with a scale from 1 to 7. Think of a score of 1 as meaning that the government ought to reduce the income differences between rich and poor, and a score of 7 meaning that the government should not concern itself with reducing income differences. What score between 1 and 7 comes closest to the way you feel?

SECTION INDEX OF VARIABLES

Variable Name	Section	SAS_Label
TAX	1	Do you consider the amount of federal income tax which you have to pay as too high, about right, or too low?
SPKATH	1	There are always some people whose ideas are considered bad or dangerous by other people. For instance, somebody who is against all churches and religion . . . If such a person wanted to make a speech in your (city/town/community) against churches and religion, should he be allowed to speak, or not?
SPKATHY	1	(There are always some people whose ideas are considered bad or dangerous by other people. For instance, somebody who is against all churches and religion...) If such a person wanted to make a speech in your community against churches and religion, should this person be allowed to speak, or not?
COLATH	1	(There are always some people whose ideas are considered bad or dangerous by other people. For instance, somebody who is against all churches and religion...) Should such a person be allowed to teach in a college or university, or not?
LIBATH	1	(There are always some people whose ideas are considered bad or dangerous by other people. For instance, somebody who is against all churches and religion...) If some people in your community suggested that a book he wrote against churches and religion should be taken out of your public library, would you favor removing this book, or not?
LIBATHY	1	(There are always some people whose ideas are considered bad or dangerous by other people. For instance, somebody who is against all churches and religion...) If some people in your community suggested that a book this person wrote against churches and religion should be taken out of your public library, would you favor removing this book, or not?
SPKRAC	1	Or consider a person who believes that Blacks are genetically inferior. If such a person wanted to make a speech in your community claiming that Blacks are inferior, should he be allowed to speak, or not?
SPKRACY	1	Or consider a person who believes that Blacks are genetically inferior... If such a person wanted to make a speech in your community claiming that Blacks are inferior, should this person be allowed to speak, or not?
COLRAC	1	(Or consider a person who believes that Blacks are genetically inferior...) Should such a person be allowed to teach in a college or university, or not?
LIBRAC	1	(Or consider a person who believes that Blacks are genetically inferior...) If some people in your community suggested that a book he wrote which said Blacks are inferior should be taken out of your public library, would you favor removing this book, or not?
LIBRACY	1	(Or consider a person who believes that Blacks are genetically inferior...) If some people in your community suggested that a book this person wrote which said Blacks are inferior should be taken out of your public library, would you favor removing this book, or not?
SPKCOM	1	Now, we would like to ask you some questions about a man who admits he is a Communist. Suppose this admitted Communist wanted to make a speech in your community. Should he be allowed to speak, or not?
SPKCOMY	1	Now, we would like to ask you some questions about a self-identified Communist. Suppose this admitted Communist wanted to make a speech in your community. Should this person be allowed to speak, or not?
COLCOM	1	(Now, we would like to ask you some questions about a man who admits he is a Communist...) Suppose he is teaching in a college. Should he be fired, or not?
COLCOMY	1	(Now, we would like to ask you some questions about a self-identified Communist...) Suppose this person is teaching in a college. Should this person be fired, or not?
LIBCOM	1	(Now, we would like to ask you some questions about a man who admits he is a Communist...) Suppose he wrote a book which is in your public library. Somebody in your community suggests that the book should be removed from the library. Would you favor removing it, or not?
LIBCOMY	1	(Now, we would like to ask you some questions about a self-identified Communist...) Suppose this person wrote a book which is in your public library. Somebody in your community suggests that the book should be removed from the library. Would you favor removing it, or not?
SPKMIL	1	Consider a person who advocates doing away with elections and letting the military run the country. If such a person wanted to make a speech in your community, should he be allowed to speak, or not?

SECTION INDEX OF VARIABLES

Variable Name	Section	SAS_Label
SPKMILY	1	Consider a person who advocates doing away with elections and letting the military run the country. If such a person wanted to make a speech in your community, should this person be allowed to speak, or not?
COLMIL	1	(Consider a person who advocates doing away with elections and letting the military run the country...) Should such a person be allowed to teach in a college or university, or not?
LIBMIL	1	Suppose he wrote a book advocating doing away with elections and letting the military run the country. Somebody in your community suggests that the book be removed from the public library. Would you favor removing it, or not?
LIBMILY	1	Suppose this person wrote a book advocating doing away with elections and letting the military run the country. Somebody in your community suggests that the book be removed from the public library. Would you favor removing it, or not?
SPKHOMO	1	And what about a man who admits that he is homosexual... Suppose this admitted homosexual wanted to make a speech in your community. Should he be allowed to speak, or not?
SPKHOMOY	1	And what about a gay person? Suppose this gay person wanted to make a speech in your community. Should this person be allowed to speak, or not?
COLHOMO	1	Should such a person be allowed to teach in a college or university, or not?
LIBHOMO	1	(And what about a man who admits that he is homosexual...) If some people in your community suggested that a book he wrote in favor of homosexuality should be taken out of your public library, would you favor removing this book, or not?
LIBHOMOY	1	If somebody in your community suggests that a book the gay person wrote in favor of homosexuality should be taken out of your public library, would you favor removing it, or not?
SPKMSLM	1	Now consider a Muslim clergyman who preaches hatred of the United States. If such a person wanted to make a speech in your community preaching hatred of the United States, should he be allowed to speak, or not?
SPKMSLMY	1	Now consider a Islamic religious leader who preaches hatred of the United States. If such a person wanted to make a speech in your community preaching hatred of the United States, should this person be allowed to speak, or not?
COLMSLM	1	Should such a person be allowed to teach in a college or university, or not?
LIBMSLM	1	(Now consider a Muslim clergyman who preaches hatred of the United States...) If some people in your community suggested that a book he wrote which preaches hatred of the United States should be taken out of your public library, would you favor removing this book, or not?
LIBMSLMY	1	(Now consider a Islamic religious leader who preaches hatred of the United States...) If some people in your community suggested that a book this person wrote which preaches hatred of the United States should be taken out of your public library, would you favor removing this book, or not?
CAPPUN	1	Do you favor or oppose the death penalty for persons convicted of murder?
GUNLAW	1	Would you favor or oppose a law which would require a person to obtain a police permit before he or she could buy a gun?
COURTSV	1	In general, do you think the courts in this area deal too harshly or not harshly enough with criminals?
COURTSNV	1	In general, do you think the courts in this area deal too harshly or not harshly enough with criminals?
GRASSV	1	Do you think the use of marijuana should be made legal or not?
GRASSNV	1	Do you think the use of marijuana should be made legal or not?
RELIG	1	What is your religious preference? Is it Protestant, Catholic, Jewish, some other religion, or no religion?
DENOM	1	IF PROTESTANT: What specific denomination is that, if any? (PROBE FOR EXACT DENOMINATION)
OTHER	1	IF PROTESTANT: What specific denomination is that, if any?(PROBE FOR EXACT DENOMINATION)

SECTION INDEX OF VARIABLES

Variable Name	Section	SAS_Label
ATTEND	1	How often do you attend religious services? (USE CATEGORIES AS PROBES, IF NECESSARY.)
CODEN	1	(What is your partner's religious preference? Is it Protestant, Catholic, Jewish, some other religion, or no religion?...) What specific denomination is that, if any? (PROBE FOR EXACT DENOMINATION)
COFUND	1	(What is your partner's religious preference? Is it Protestant, Catholic, Jewish, some other religion, or no religion?...) Fundamentalism/Liberalism of Religion of Partner
COJEW	1	IF JEWISH: Does (s/he) consider (her/himself) Orthodox, Conservative, Reform or none of these? (PROBE FOR EXACT DENOMINATION)
DENOM16	1	IF RAISED PROTESTANT: What specific denomination is that, if any? (PROBE FOR EXACT DENOMINATION)
FUND	1	Fundamentalism/Liberalism of Respondent's Religion
JEW	1	IF JEWISH: Do you consider yourself Orthodox, Conservative, Reform or none of these? (PROBE FOR EXACT DENOMINATION)
FUND16	1	IF JEWISH: Fundamentalism/Liberalism of Religion Respondent Raised In
JEW16	1	IF JEWISH: Were you Orthodox, Conservative, Reform, or none of these? (PROBE FOR EXACT DENOMINATION)
POPESPKS	1	We are interested in what American Catholics think about religious matters. Please select the answer from this card that comes closest to your own personal opinion about the following statement: Under certain conditions, the pope is infallible when he speaks on matters of faith and morals.
POSTLIFENV	1	Do you believe there is a life after death?
POSTLIFEV	1	Do you believe there is a life after death?
PRAY	1	About how often do you pray? (USE CATEGORIES AS PROBES.)
RELIG16	1	In what religion were you raised?
SPDEN	1	(What is your (SPOUSE'S) religious preference? Is it Protestant, Catholic, Jewish, some other religion, or no religion?...) What specific denomination is that, if any? (PROBE FOR EXACT DENOMINATION)
SPOTHER	1	Please specify denomination:
SPFUND	1	(What is your (SPOUSE'S) religious preference? Is it Protestant, Catholic, Jewish, some other religion, or no religion?...) Fundamentalism/Liberalism of Religion of Spouse
SPJEW	1	(What is your (SPOUSE'S) religious preference? Is it Protestant, Catholic, Jewish, some other religion, or no religion?...) Does (s/he) consider (her/himself) Orthodox, Conservative, Reform or none of these? (PROBE FOR EXACT DENOMINATION)
RELITENV	1	(ASK EVERYONE WITH ANY RELIGIOUS PREFERENCE NAMED IN RELIG) Would you call yourself a strong (PREFERENCE NAMED IN RELIG) or a not very strong (PREFERENCE NAMED IN RELIG)?
BIBLENV	1	Which of these statements comes closest to describing your feelings about the Bible? A.) The Bible is the actual word of God and is to be taken literally, word for word. B.)The Bible is the inspired word of God but not everything in it should be taken literally, word for word. C.)The Bible is an ancient book of fables, legends, history, and moral precepts recorded by man.
BIBLEV	1	Which of these statements comes closest to describing your feelings about the Bible? A.) The Bible is the actual word of God and is to be taken literally, word for word. B.)The Bible is the inspired word of God but not everything in it should be taken literally, word for word. C.)The Bible is an ancient book of fables, legends, history, and moral precepts recorded by man.
PRAYERV	1	The United States Supreme Court has ruled that no state or local government may require the reading of the Lord's Prayer or Bible verses in public schools. What are your views on this--do you approve or disapprove of the court ruling?

SECTION INDEX OF VARIABLES

Variable Name	Section	SAS_Label
PRAYERNV	1	The United States Supreme Court has ruled that no state or local government may require the reading of the Lord's Prayer or Bible verses in public schools. What are your views on this--do you approve or disapprove of the court ruling?
RACLIVE	1	Are there any ("whites" for black respondents, "blacks" for non-black respondents) living in this neighborhood now?
RACOPENV	1	Suppose there is a community-wide vote on the general housing issue. There are two possible laws to vote on: One law says that a homeowner can decide whom to sell their house to, even if that homeowner prefers not to sell to someone because of their race or color. The second law says that a homeowner cannot refuse to sell to someone because of their race or color. Which law would you vote for?
RACOPENNV	1	Suppose there is a community-wide vote on the general housing issue. There are two possible laws to vote on: One law says that a homeowner can decide whom to sell their house to, even if that homeowner prefers not to sell to someone because of their race or color. The second law says that a homeowner cannot refuse to sell to someone because of their race or color. Which law would you vote for?
AFFRMACT	1	Some people say that because of past discrimination, Blacks should be given preference in hiring and promotion. Others say that such preference in hiring and promotion of Blacks is wrong because it discriminates against Whites. What about your opinion? Are you for or against preferential hiring and promotion of Blacks? IF FAVORS: Do you favor preference in hiring and promotion strongly or not strongly? IF OPPOSES: Do you oppose preference in hiring and promotion strongly or not strongly?
WRKWAYUP	1	Do you agree strongly, agree somewhat, neither agree nor disagree, disagree somewhat, or disagree strongly with the following statement (HAND CARD TO RESPONDENT) Irish, Italians, Jewish and many other minorities overcame prejudice and worked their way. Blacks should do the same without special favors.
HAPPY	1	Taken all together, how would you say things are these days--would you say that you are very happy, pretty happy, or not too happy?
HAPMAR	1	(IF CURRENTLY MARRIED, ASK HAPMAR) Taking things all together, how would you describe your marriage? Would you say that your marriage is very happy, pretty happy, or not too happy?
HAPCOHAB	1	(IF CURRENTLY UNMARRIED OR ANSWERED PUNCHES 1 OR 2 FOR POSSLQ OR POSSLQY, ASK HAPCOHAB) Taking things all together, would you say that your relationship with your partner is very happy, pretty happy, or not too happy?
HEALTH	1	Would you say your own health, in general, is excellent, good, fair, or poor?
LIFE	1	In general, do you find life exciting, pretty routine, or dull?
FAIRV	1	Do you think most people would try to take advantage of you if they got a chance, or would they try to be fair?
FAIRNV	1	Do you think most people would try to take advantage of you if they got a chance, or would they try to be fair?
HELPFULV	1	Would you say that most of the time people try to be helpful, or that they are mostly just looking out for themselves?
HELPFULNV	1	Would you say that most of the time people try to be helpful, or that they are mostly just looking out for themselves?
TRUST	1	Generally speaking, would you say that most people can be trusted or that you can't be too careful in dealing with people?
TRUSTV	1	Generally speaking, would you say that most people can be trusted or that you can't be too careful in dealing with people?
TRUSTNV	1	Generally speaking, would you say that most people can be trusted or that you can't be too careful in dealing with people?
CONFINAN	1	(I am going to name some institutions in this country. As far as the people running this institution are concerned, would you say you have a great deal of confidence, only some confidence, or hardly any confidence at all in them?) Banks and financial institutions

SECTION INDEX OF VARIABLES

Variable Name	Section	SAS_Label
CONBUS	1	(I am going to name some institutions in this country. As far as the people running these institutions are concerned, would you say you have a great deal of confidence, only some confidence, or hardly any confidence at all in them?) Major companies
CONCLERG	1	(I am going to name some institutions in this country. As far as the people running these institutions are concerned, would you say you have a great deal of confidence, only some confidence, or hardly any confidence at all in them?) Organized religion
CONEDUC	1	(I am going to name some institutions in this country. As far as the people running these institutions are concerned, would you say you have a great deal of confidence, only some confidence, or hardly any confidence at all in them?) Education
CONFED	1	(I am going to name some institutions in this country. As far as the people running these institutions are concerned, would you say you have a great deal of confidence, only some confidence, or hardly any confidence at all in them?) Executive branch of the federal government
CONFEDVAC	1	(I am going to name some institutions in this country. As far as the people running these institutions are concerned, would you say you have a great deal of confidence, only some confidence, or hardly any confidence at all in them?) The federal government
CONFEDVACY	1	(I am going to name some institutions in this country. As far as the people running these institutions are concerned, would you say you have a great deal of confidence, only some confidence, or hardly any confidence at all in them?) The federal government
CONPHARVAC	1	(I am going to name some institutions in this country. As far as the people running these institutions are concerned, would you say you have a great deal of confidence, only some confidence, or hardly any confidence at all in them?) Pharmaceutical companies
CONPHARVACY	1	(I am going to name some institutions in this country. As far as the people running these institutions are concerned, would you say you have a great deal of confidence, only some confidence, or hardly any confidence at all in them?) Pharmaceutical companies
CONLABOR	1	(I am going to name some institutions in this country. As far as the people running these institutions are concerned, would you say you have a great deal of confidence, only some confidence, or hardly any confidence at all in them?) Organized labor
CONPRESS	1	(I am going to name some institutions in this country. As far as the people running these institutions are concerned, would you say you have a great deal of confidence, only some confidence, or hardly any confidence at all in them?) Press
CONMEDIC	1	(I am going to name some institutions in this country. As far as the people running these institutions are concerned, would you say you have a great deal of confidence, only some confidence, or hardly any confidence at all in them?) Medicine
CONTV	1	(I am going to name some institutions in this country. As far as the people running these institutions are concerned, would you say you have a great deal of confidence, only some confidence, or hardly any confidence at all in them?) TV
CONJUDGE	1	(I am going to name some institutions in this country. As far as the people running these institutions are concerned, would you say you have a great deal of confidence, only some confidence, or hardly any confidence at all in them?) U.S. Supreme Court
CONSCI	1	(I am going to name some institutions in this country. As far as the people running these institutions are concerned, would you say you have a great deal of confidence, only some confidence, or hardly any confidence at all in them?) Scientific Community
CONLEGIS	1	(I am going to name some institutions in this country. As far as the people running these institutions are concerned, would you say you have a great deal of confidence, only some confidence, or hardly any confidence at all in them?) Congress
CONARMY	1	(I am going to name some institutions in this country. As far as the people running these institutions are concerned, would you say you have a great deal of confidence, only some confidence, or hardly any confidence at all in them?) Military

SECTION INDEX OF VARIABLES

Variable Name	Section	SAS_Label
OBEY	1	(If you had to choose, which thing on this list would you pick as the most important for a child to learn to prepare him or her for life? Which comes next in importance? Which comes third? Which comes fourth?) To obey
POPULAR	1	(If you had to choose, which thing on this list would you pick as the most important for a child to learn to prepare him or her for life? Which comes next in importance? Which comes third? Which comes fourth?) To be well-liked or popular
THINKSELF	1	(If you had to choose, which thing on this list would you pick as the most important for a child to learn to prepare him or her for life? Which comes next in importance? Which comes third? Which comes fourth?) To think for himself or herself
WORKHARD	1	(If you had to choose, which thing on this list would you pick as the most important for a child to learn to prepare him or her for life? Which comes next in importance? Which comes third? Which comes fourth?) To work hard
HELPOTH	1	(If you had to choose, which thing on this list would you pick as the most important for a child to learn to prepare him or her for life? Which comes next in importance? Which comes third? Which comes fourth?) To help others when they need help.
SOCREL	1	(Would you use this card and tell me which answer comes closest to how often you do the following things...) Spend a social evening with relatives?
SOCOMMUN	1	(Would you use this card and tell me which answer comes closest to how often you do the following things...) Spend a social evening with someone who lives in your neighborhood?
SOCFRIEND	1	(Would you use this card and tell me which answer comes closest to how often you do the following things...) Spend a social evening with friends who live outside the neighborhood?
SOCBAR	1	(Would you use this card and tell me which answer comes closest to how often you do the following things...) Go to a bar or tavern?
AGEDV	1	As you know, many older people share a home with their grown children. Do you think this is generally a good idea or a bad idea?
AGEDNV	1	As you know, many older people share a home with their grown children. Do you think this is generally a good idea or a bad idea?
WEEKSWRK	1	Now I'd like to ask you about last year. In [the previous year] how many weeks did you work either full-time or part-time not counting work around the house--include paid vacations and sick leave?
PARTFULL	1	When you worked in [the previous year], was it usually full or part time?
RICHWORK	1	(IF CURRENTLY WORKING OR TEMPORARILY NOT AT WORK, ASK RICHWORK.) If you were to get enough money to live as comfortably as you would like for the rest of your life, would you continue to work or would you stop working?
CLASS	1	If you were asked to use one of four names for your social class, which would you say you belong in: the lower class, the working class, the middle class, or the upper class?
RANK	1	(In our society there are groups which tend to be towards the top and those that are towards the bottom. Here we have a scale that runs from top to bottom...) Where would you put yourself on this scale?
SATFIN	1	We are interested in how people are getting along financially these days. So far as you and your family are concerned, would you say that you are pretty well satisfied with your present financial situation, more or less satisfied, or not satisfied at all?
FINALTER	1	During the last few years, has your financial situation been getting better, worse, or has it stayed the same?
FINRELA	1	Compared with American families in general, would you say your family income is far below average, below average, average, above average, or far above average? (PROBE: Just your best guess.)
WKSUB1	1	Do you (does your (SPOUSE or PARTNER) have a supervisor on (your/his/her) job to whom you are (he/she/is) directly responsible?
WKSUBS1	1	IF YES: Does that person have a supervisor on the job to whom he is directly responsible?

SECTION INDEX OF VARIABLES

Variable Name	Section	SAS_Label
WKSUP1	1	In your (SPOUSE or PARTNER'S) job, (do you/does he/she) supervise anyone who is directly responsible to (you/him/her)?
UNEMP	1	ASK EVERYONE: At any time during the last ten years, have you been unemployed and looking for work for as long as a month?
UNION1	1	Do you (or your spouse or partner) belong to a labor union? (Who?)
GETAHEADV	1	Some people say that people get ahead by their own hard work; others say that lucky breaks or help from other people are more important. Which do you think is most important?
GETAHEADNV	1	Some people say that people get ahead by their own hard work: others say that lucky breaks or help from other people are more important. Which do you think is most important?
PARSOL	1	Compared to your parents when they were the age you are now, do you think your own standard of living now is much better, somewhat better, about the same, somewhat worse, or much worse than theirs was?
KIDSSOLV	1	When your children are at the age you are now, do you think their standard of living will be much better, somewhat better, about the same, somewhat worse, or much worse than yours is now?
KIDSSOLNV	1	When your children are at the age you are now, do you think their standard of living will be much better, somewhat better, about the same, somewhat worse, or much worse than yours is now?
JOBLOSE	1	Thinking about the next 12 months, how likely do you think it is that you will lose your job or be laid off--very likely, fairly likely, not too likely, or not at all likely?
JOBFIND	1	About how easy would it be for you to find a job with another employer with approximately the same income and fringe benefits you now have? Would you say very easy, somewhat easy, or not easy at all?
FEPOLV	1	Tell me if you agree or disagree with this statement: Most men are better suited emotionally for politics than are most women.
FEPOLNV	1	Tell me if you agree or disagree with this statement: Most men are better suited emotionally for politics than are most women.
ABDEFECT	1	(Please tell me whether or not you think it should be possible for a pregnant woman to obtain a legal abortion if. . .) If there is a strong chance of serious defect in the baby?
ABDEFECTG	1	(Please tell me whether or not you think it should be possible for a pregnant woman to obtain a legal abortion if. . .) If there is a strong chance of serious defect in the baby?
ABNOMORE	1	If she is married and does not want any more children?
ABNOMOREG	1	If she is married and does not want any more children?
ABHLTH	1	If the woman's own health is seriously endangered by the pregnancy?
ABHLTHG	1	If the woman's own health is seriously endangered by the pregnancy?
ABPOOR	1	If the family has a very low income and cannot afford any more children?
ABPOORG	1	If the family has a very low income and cannot afford any more children?
ABRAPE	1	If she becomes pregnant as a result of rape?
ABRAPEG	1	If she becomes pregnant as a result of rape?
ABSINGLE	1	If she is not married and does not want to marry the man?
ABSINGLEG	1	If she is not married and does not want to marry the man?
ABANY	1	If the woman wants it for any reason?
ABANYG	1	If the woman wants it for any reason?
CHLDIDEL	1	What do you think is the ideal number of children for a family to have?
PILLOK	1	Do you strongly agree, agree, disagree, or strongly disagree that methods of birth control should be available to teenagers between the ages of 14 and 16 if their parents do not approve?

SECTION INDEX OF VARIABLES

Variable Name	Section	SAS_Label
SEXEDUC	1	Would you be for or against sex education in the public schools?
DIVLAWV	1	Should divorce in this country be easier or more difficult to obtain than it is now?
DIVLAWNV	1	Should divorce in this country be easier or more difficult to obtain than it is now?
PREMARSX	1	There's been a lot of discussion about the way morals and attitudes about sex are changing in this country. If a man and a woman have sexual relations before marriage, do you think it is always wrong, almost always wrong, wrong only sometimes, or not wrong at all?
TEENSEX	1	What if they are in their early teens, say 14 to 16 years old? In that case, do you think sex relations before marriage are always wrong, almost always wrong, wrong only sometimes, or not wrong at all?
XMARSEX	1	What is your opinion about a married person having sexual relations with someone other than the marriage partner--is it always wrong, almost always wrong, wrong only sometimes, or not wrong at all?
MARHOMO	1	(Do you agree or disagree?) Homosexual couples should have the right to marry one another.
HOMOSEX	1	What about sexual relations between two adults of the same sex--do you think it is always wrong, almost always wrong, wrong only sometimes, or not wrong at all?
PORNLAW	1	Which of these statements comes closest to your feelings about pornography laws?
XMOVIE	1	Have you seen an X-rated movie in the last year?
POSSLQ	1	Which of these statements applies to you?
POSSLQY	1	Which of these statements applies to you? CODE ONE ONLY.
SPANKING	1	Do you strongly agree, agree, disagree, or strongly disagree that it is sometimes necessary to discipline a child with a good, hard spanking?
LETDIE1	1	When a person has a disease that cannot be cured, do you think doctors should be allowed by law to end the patient's life by some painless means if the patient and his family request it?
SUICIDE1	1	(Do you think a person has the right to end his or her own life if this person . . .) Has an incurable disease?
SUICIDE1G	1	(Do you think a person has the right to end his or her own life if this person . . .) Has an incurable disease?
SUICIDE2	1	(Do you think a person has the right to end his or her own life if this person . . .) Has gone bankrupt?
SUICIDE2G	1	(Do you think a person has the right to end his or her own life if this person . . .) Has gone bankrupt?
SUICIDE3	1	(Do you think a person has the right to end his or her own life if this person . . .) Has dishonored his or her family?
SUICIDE3G	1	(Do you think a person has the right to end his or her own life if this person . . .) Has dishonored his or her family?
SUICIDE4	1	(Do you think a person has the right to end his or her own life if this person . . .) Is tired of living and ready to die?
SUICIDE4G	1	(Do you think a person has the right to end his or her own life if this person . . .) Is tired of living and ready to die?
POLABUSE	1	(Would you approve of a policeman striking a citizen who...) Had said vulgar and obscene things to the policeman?
POLABUSEY	1	(Would you approve of a policeman striking a citizen who...) Had said vulgar and obscene things to the police officer?
POLMURDR	1	(Would you approve of a policeman striking a citizen who...) Was being questioned as a suspect in a murder case?
POLESCAP	1	Was attempting to escape from custody?
POLATTAK	1	Was attacking the policeman with his fists?
POLATTAKY	1	Would you approve if the citizen was attacking the police officer with his fists?

SECTION INDEX OF VARIABLES

Variable Name	Section	SAS_Label
POLHITOK	1	Are there any situations you can imagine in which you would approve of a policeman striking an adult male citizen?
POLHITOKY	1	Are there any situations you can imagine in which you would approve of a police officer striking an adult male citizen?
FEAR	1	Is there any area right around here--that is, within a mile--where you would be afraid to walk alone at night?
OWNGUN	1	Do you happen to have in your home (IF HOUSE: or garage) any guns or revolvers?
PISTOL	1	Is it a pistol, shotgun, rifle, or what? CODE ALL THAT APPLY. [Coded if Pistol]
SHOTGUN	1	IF YES: CODED IF SHOTGUN
RIFLE	1	IF OWNGUN YES: CODED IF RIFLE
ROWNGUN	1	Do any of these guns personally belong to you?
HUNT1	1	Do you (or does your [husband/wife/partner]) go hunting? CIRCLE ONLY ONE CODE.
NEWS	1	How often do you read the newspaper--every day, a few times a week, once a week, less than once a week, or never?
TVHOURS	1	On the average day, about how many hours do you personally watch television?
PHONE	1	Thank you very much for your time and help. Do you have a telephone? May I have your name and (one of your) telephone number(s) just in case I have left something out in this interview?
FORM	1	FORM OF SPLIT QUESTIONNAIRE ASKED
FECHLD	1	Please read the following statements and indicate whether you strongly agree, agree, disagree, or strongly disagree with each statement. For example, here is the statement: A working mother can establish just as warm and secure a relationship with her children as a mother who does not work.
FEPRESCH	1	A preschool child is likely to suffer if his or her mother works.
FEFAM	1	It is much better for everyone involved if the man is the achiever outside the home and the woman takes care of the home and family.
RACDIF1	1	On the average (Negroes/Blacks/African-Americans) have worse jobs, income, and housing than white people. Do you think these differences are . . . Mainly due to discrimination?
RACDIF2	1	(On the average (Negroes/Blacks/African-Americans) have worse jobs, income, and housing than white people. Do you think these differences are . . .) Because most (Negroes/Blacks/African-Americans) have less in-born ability to learn?
RACDIF3	1	(On the average (Negroes/Blacks/African-Americans) have worse jobs, income, and housing than white people. Do you think these differences are . . .) Because most (Negroes/Blacks/African-Americans) don't have the chance for education that it takes to rise out of poverty?
RACDIF4	1	(On the average (Negroes/Blacks/African-Americans) have worse jobs, income, and housing than white people. Do you think these differences are . . .) Because most (Negroes/Blacks/African-Americans) just don't have the motivation or willpower to pull themselves up out of poverty?
HELPPOOR	1	Next, here are issues that some people tell us are important. Some people think that the government in Washington should do everything possible to improve the standard of living of all poor Americans, they are at Point 1 on the scale below. Other people think it is not the government's responsibility, and that each person should take care of himself, they are at Point 5. Where would you place yourself on this scale, or haven't you made up your mind on this?
HELPNOT	1	Some people think that the government in Washington is trying to do too many things that should be left to individuals and private businesses. Others disagree and think that the government should do even more to solve our country's problems. Still others have opinions somewhere in between. Where would you place yourself on this scale, or haven't you made up your mind on this?

SECTION INDEX OF VARIABLES

Variable Name	Section	SAS_Label
HELPSICK	1	In general, some people think that it is the responsibility of the government in Washington to see to it that people have help in paying for doctors and hospital bills. Others think that these matters are not the responsibility of the federal government and that people should take care of these things themselves. Where would you place yourself on this scale, or haven't you made up your mind on this?
HELPBLK	1	Some people think that Blacks have been discriminated against for so long that the government has a special obligation to help improve their living standards. Others believe that the government should not be giving special treatment to Blacks. Where would you place yourself on this scale, or haven't you made up your mind on this?
GOD	1	Please look at this card and tell me which statement comes closest to expressing what you believe about God.
REBORN	1	Would you say you have been born again or have had a born again experience -- that is, a turning point in your life when you committed yourself to Christ?
SAVESOUL	1	Have you ever tried to encourage someone to believe in Jesus Christ or to accept Jesus Christ as his or her savior?
WLTHWHTS	1	(I'm going to show you a seven-point scale on which the characteristics of people in a group can be rated. In the first statement a score of 1 means that you think almost all of the people in that group are 'rich.' A score of 7 means that you think almost everyone in the group are 'poor.' A score of 4 means you think that the group is not towards one end or another, and of course you may choose any number in between that comes closest to where you think people in the group stand.) Where would you rate whites in general on this scale?
WLTHBLKS	1	Blacks?
WLTHHSPS	1	Hispanic Americans?
WORKWHTS	1	(The second set of characteristics asks if people in the group tend to be hard-working or if they tend to be lazy...) Where would you rate whites in general on this scale?
WORKBLKS	1	Blacks?
WORKHSPS	1	Hispanic-Americans?
INTLWHTS	1	Do people in these groups tend to be unintelligent or tend to be intelligent? Where would you rate Whites in general on this scale?
INTLBLKS	1	Do people in these groups tend to be unintelligent or tend to be intelligent? Where would you rate Blacks in general on this scale?
INTLHSPS	1	Do people in these groups tend to be unintelligent or tend to be intelligent? Where would you rate Hispanic Americans in general on this scale?
MARWHT	1	What about having a close relative marry a White person? Would you be very in favor of it happening, somewhat in favor, neither in favor nor opposed to it happening, somewhat opposed, or very opposed to it happening?
MARBLK	1	How about having a close relative marry a Black person? Would you be very in favor of it happening, somewhat in favor, neither in favor nor opposed to it happening, somewhat opposed, or very opposed to it happening?
MARASIAN	1	How about having a close relative marry an Asian American person? Would you be very in favor of it happening, somewhat in favor, neither in favor nor opposed to it happening, somewhat opposed, or very opposed to it happening?
MARHISP	1	How about having a close relative marry a Hispanic or Latino person? Would you be very in favor of it happening, somewhat in favor, neither in favor nor opposed to it happening, somewhat opposed, or very opposed to it happening?
RACWORK	1	IF EMPLOYED: Are the people who work where you work all white, mostly white, about half and half, mostly black, or all black?

SECTION INDEX OF VARIABLES

Variable Name	Section	SAS_Label
DISCAFF	1	What do you think the chances are these days that a white person won't get a job or promotion while an equally or less qualified black person gets one instead? Is this very likely, somewhat likely, or not very likely to happen these days?
FEJOB AFF	1	Some people say that because of past discrimination, women should be given preference in hiring and promotion. Others say that such preference in hiring and promotion of women is wrong because it discriminates against men. What about your opinion -are you for or against preferential hiring and promotion of women? IF FOR: Do you favor preference in hiring and promotion strongly or not strongly? IF AGAINST: Do you oppose the preference in hiring and promotion strongly or not strongly?
DISCAFFM	1	What do you think the chances are these days that a man won't get a job or promotion while an equally or less qualified woman gets one instead. Is this very likely, somewhat likely, somewhat unlikely, or very unlikely these days?
DISCAFFWV	1	What do you think the chances are these days that a woman won't get a job or promotion while an equally or less qualified man gets one instead. Is this very likely, somewhat likely, somewhat unlikely, or very unlikely these days?
DISCAFFWNV	1	What do you think the chances are these days that a woman won't get a job or promotion while an equally or less qualified man gets one instead. Is this very likely, somewhat likely, somewhat unlikely, or very unlikely these days?
FEHIRE	1	Now I'm going to read several statements. As I read each one, please tell me whether you strongly agree, agree, neither agree nor disagree, Because of past discrimination, employers should make special efforts to hire and promote qualified women.
RELPERSN	1	To what extent do you consider yourself a religious person? Are you . . .
SPRTPRSN	1	To what extent do you consider yourself a spiritual person? Are you . . .
OTHLANG	1	Can you speak a language other than English [Spanish]?
OTHLANG1	1	What other language(s) do you speak? First response.
OTHLANG2	1	What other language(s) do you speak? Second response.
SPKLANG	1	How well do you speak that language? [IF SPEAKS 2 OR MORE, ASK ONLY OF THE MOST FLUENT LANGUAGE] READ CATEGORIES
BETRLANG	1	Which language do you speak more fluently?
SPANSELF	1	If this interview had only been available in English, would you...
COMPUSE	1	Do you personally ever use a computer at home, at work, or at some other location?
WEBMOB	1	Do you have access to the Internet in your home through an Internet-enabled mobile device like a smart phone or tablet?
EMAILMIN	1	About how many minutes or hours per week do you spend sending and answering electronic mail or e-mail?
EMAILHR	1	About how many minutes or hours per week do you spend sending and answering electronic mail or e-mail?
USEWWW	1	Other than for e-mail, do you ever use the Internet or World Wide Web? [INTERVIEWER: TREAT THESE AS THE SAME]
WWWHR	1	Not counting e-mail, about how many minutes or hours per week do you use the Web? (Include time you spend visiting regular web sites and time spent using interactive Internet services like social media, streaming services, chat rooms, online conferencing services, discussion boards or forums, and the like.)
WWWMIN	1	Minutes per week?
NUMEMPS	1	Are/were you self-employed or do/did you work for someone else? [If 'Self-employed'] Do/did you have any employees? [If 'Yes'] How many employees do/did you have?
WRKSLFFAM	1	(Do/did) you work in your own family business or farm?

SECTION INDEX OF VARIABLES

Variable Name	Section	SAS_Label
WRKGOVT1	1	(Are/Were) you employed by the government? (Please consider federal, state, or local government.)
WRKGOVT2	1	(Are/Were) you employed by a private employer (including non-profit organizations)?
PAWRKSLFFAM	1	At this job, was he working for his own family business or family farm?
MAWRKSLFFAM	1	At this job, was she working for her own family business or family farm?
MAWRKSLF2	1	At this job, was (your mother/your stepmother/the female relative you were living with when you were 16) an employee, self-employed without employees, or self-employed with employees?
MEOVRWRK	1	Family life often suffers because men concentrate too much on their work.
LOCALNUM	1	About how many people work at the location where you work? (Count part-time as well as full-time employees in all areas, departments and buildings.)
LETIN1A	1	Do you think the number of immigrants to America nowadays should be
DISRSPT	1	(In your day-to-day life how often have any of the following things happened to you?) You are treated with less courtesy or respect than other people.
POORSERV	1	(In your day-to-day life how often have any of the following things happened to you?) You receive poorer service than other people at restaurants or stores.
NOTSMART	1	(In your day-to-day life how often have any of the following things happened to you?) People act as if they think you are not smart.
AFRAIDOF	1	(In your day-to-day life how often have any of the following things happened to you?) People act as if they are afraid of you.
THREATEN	1	(In your day-to-day life how often have any of the following things happened to you?) You are threatened or harassed.
ETHNIC	1	(From what countries or part of the world did your ancestors come?) IF MORE THAN ONE COUNTRY NAMED: Which one of these countries do you feel closer to?
ETH1	1	(From what countries or part of the world did your ancestors come?) FIRST ETHNICITY MENTIONED
ETH2	1	(From what countries or part of the world did your ancestors come?) SECOND ETHNICITY MENTIONED
ETH3	1	(From what countries or part of the world did your ancestors come?) THIRD ETHNICITY MENTIONED
HISPANIC	1	Are you Spanish, Hispanic, or Latino/Latina? IF YES: Which group are you from?
RACEACS1	1	What is your race? White
RACEACS2	1	Black or African American
RACEACS3	1	American Indian or Alaska Native
RACEACS4	1	Asian Indian
RACEACS5	1	Chinese
RACEACS6	1	Filipino
RACEACS7	1	Japanese
RACEACS8	1	Korean
RACEACS9	1	Vietnamese
RACEACS10	1	Other Asian
RACEACS11	1	Native Hawaiian
RACEACS12	1	Guamanian or Chamorro
RACEACS13	1	Samoan
RACEACS14	1	Other Pacific Islander

SECTION INDEX OF VARIABLES

Variable Name	Section	SAS_Label
RACEACS15	1	Some other race
RACEACS16	1	Hispanic
RACECEN1	1	(What is your race? Indicate one or more races that you consider yourself to be.) First mention
RACECEN2	1	(What is your race? Indicate one or more races that you consider yourself to be.) Second mention
RACECEN3	1	(What is your race? Indicate one or more races that you consider yourself to be.) Third mention
USCITZNV	1	Now we would like to ask you about U.S. citizenship. Are you...
USCITZNNV	1	Now we would like to ask you about U.S. citizenship. Are you...
FUCITZNV	1	Are you...
FUCITZNNV	1	Are you...
YEARSUSA	1	How long have you lived in the United States? If less than a year, please specify the time in months. If you have lived in the United States for more than one period during your life, what is the total number of years you have lived in the United States?
MNTHSUSA	1	How long have you lived in the United States? If less than a year, please specify the time in months. If you have lived in the United States for more than one period during your life, what is the total number of years you have lived in the United States?
VETYEARS	1	Have you ever been on active duty for military training or service for two consecutive months or more? IF YES: What was your total time on active duty?
DWELOWN	1	(Do you/Does your family) own your (home/apartment), pay rent, or what?
DWELOWN16	1	When you were 16 years old, did your family own your own home, pay rent, or something else?
RELHHD1	1	What is (PERSON)'s relationship to (HEAD OF HOUSEHOLD)? Relationship of first person to head of household.
RELHHD2	1	What is (PERSON)'s relationship to (HEAD OF HOUSEHOLD)? Relationship of second person to head of household.
RELHHD3	1	What is (PERSON)'s relationship to (HEAD OF HOUSEHOLD)? Relationship of third person to head of household.
RELHHD4	1	What is (PERSON)'s relationship to (HEAD OF HOUSEHOLD)? Relationship of fourth person to head of household.
RELHHD5	1	What is (PERSON)'s relationship to (HEAD OF HOUSEHOLD)? Relationship of fifth person to head of household.
RELHHD6	1	What is (PERSON)'s relationship to (HEAD OF HOUSEHOLD)? Relationship of sixth person to head of household.
RELHHD7	1	What is (PERSON)'s relationship to (HEAD OF HOUSEHOLD)? Relationship of seventh person to head of household.
RELHHD8	1	What is (PERSON)'s relationship to (HEAD OF HOUSEHOLD)? Relationship of eighth person to head of household.
RELHHD9	1	What is (PERSON)'s relationship to (HEAD OF HOUSEHOLD)? Relationship of ninth person to head of household.
RELHHD10	1	What is (PERSON)'s relationship to (HEAD OF HOUSEHOLD)? Relationship of tenth person to head of household.
RELHHD11	1	What is (PERSON)'s relationship to (HEAD OF HOUSEHOLD)? Relationship of eleventh person to head of household.
RELHHD12	1	What is (PERSON)'s relationship to (HEAD OF HOUSEHOLD)? Relationship of twelfth person to head of household.

SECTION INDEX OF VARIABLES

Variable Name	Section	SAS_Label
RELHHD13	1	What is (PERSON)'s relationship to (HEAD OF HOUSEHOLD)? Relationship of thirteenth person to head of household.
RELHHD14	1	What is (PERSON)'s relationship to (HEAD OF HOUSEHOLD)? Relationship of fourteenth person to head of household.
DATEINTV	1	Date of interview.
SEI10	1	R's SOCIOECONOMIC INDEX (2010)
SEI10EDUC	1	PERCENTAGE OF SOME COLLEGE EDUC IN OCC10 BASED ON ACS 2010
SEI10INC	1	PERCENTAGE OF \$45K+ EARNERS IN OCC10 BASED ON ACS 2010
PASEI10	1	R'S FATHER'S SOCIOECONOMIC INDEX (2010)
PASEI10EDUC	1	PERCENTAGE OF SOME COLLEGE EDUC IN PAOCC10 BASED ON ACS 2010
PASEI10INC	1	PERCENTAGE OF \$45K+ EARNERS IN PAOCC10 BASED ON ACS 2010
MASEI10	1	R'S MOTHER'S SOCIOECONOMIC INDEX (2010)
MASEI10EDUC	1	PERCENTAGE OF SOME COLLEGE EDUC IN SPOCC10 BASED ON ACS 2010
MASEI10INC	1	PERCENTAGE OF \$45K+ EARNERS IN PAOCC10 BASED ON ACS 2010
SPSEI10	1	R'S SPOUSE'S SOCIOECONOMIC INDEX (2010)
SPSEI10EDUC	1	PERCENTAGE OF SOME COLLEGE EDUC IN SPOCC10 BASED ON ACS 2010
SPSEI10INC	1	PERCENTAGE OF \$45K+ EARNERS IN SPOCC10 BASED ON ACS 2010
COSEI10	1	R'S PARTNER'S SOCIOECONOMIC INDEX (2010)
COSEI10EDUC	1	PERCENTAGE OF SOME COLLEGE EDUC IN COOCC10 BASED ON ACS 2010
COSEI10INC	1	PERCENTAGE OF \$45K+ EARNERS IN COOCC10 BASED ON ACS 2010
USWARYV	1	Do you expect the United States to fight in another world war within the next ten years?
USWARYNV	1	Do you expect the United States to fight in another world war within the next ten years?
GENDER1	2	(FIRST PERSON) Gender of first person
OLD1	2	(FIRST PERSON) Age of first person
MAR1	2	(FIRST PERSON) Marital status of first person
AWAY1	2	Is the first person staying somewhere else right now?
WHERE1	2	(FIRST PERSON) Where is the first person staying?
RELATE2	2	(SECOND PERSON) Relationship of second person to head of household
GENDER2	2	(SECOND PERSON) Gender of second person
OLD2	2	(SECOND PERSON) Age of second person
MAR2	2	(SECOND PERSON) Marital status of second person
AWAY2	2	Is the second person staying somewhere else right now?
WHERE2	2	(SECOND PERSON) Where is the second person staying?
RELATE3	2	(THIRD PERSON) Relationship of third person to head of household
GENDER3	2	(THIRD PERSON) Gender of third person
OLD3	2	(THIRD PERSON) Age of third person
MAR3	2	(THIRD PERSON) Marital status of third person

SECTION INDEX OF VARIABLES

Variable Name	Section	SAS_Label
AWAY3	2	Is the third person staying somewhere else right now?
WHERE3	2	(THIRD PERSON) Where is the third person staying?
RELATE4	2	(FOURTH PERSON) Relationship of fourth person to head of household
GENDER4	2	(FOURTH PERSON) Gender of fourth person
OLD4	2	(FOURTH PERSON) Age of fourth person
MAR4	2	(FOURTH PERSON) Marital status of fourth person
AWAY4	2	Is the fourth person staying somewhere else right now?
WHERE4	2	(FOURTH PERSON) Where is the fourth person staying?
RELATE5	2	(FIFTH PERSON) Relationship of fifth person to head of household
GENDER5	2	(FIFTH PERSON) Gender of fifth person
OLD5	2	Age of fifth person
MAR5	2	Marital status of fifth person
AWAY5	2	Is the fifth person staying somewhere else right now?
WHERE5	2	Where is the fifth person staying?
RELATE6	2	Relationship of sixth person to head of household
GENDER6	2	Gender of sixth person
OLD6	2	Age of sixth person
MAR6	2	Marital status of sixth person
AWAY6	2	Is the sixth person staying somewhere else right now?
WHERE6	2	Where is sixth person staying?
RELATE7	2	Relationship of seventh person to head of household
GENDER7	2	Gender of seventh person
OLD7	2	Age of seventh person
MAR7	2	Marital status of seventh person
AWAY7	2	Is the seventh person staying somewhere else right now?
WHERE7	2	Where is the seventh person staying?
RELATE8	2	Relationship of eighth person to head of household
GENDER8	2	Gender of eighth person
OLD8	2	Age of eighth person
MAR8	2	Marital status of eighth person
AWAY8	2	Is the eighth person staying somewhere else right now?
WHERE8	2	Where is the eighth person staying?
RELATE9	2	Relationship of ninth person to head of household
GENDER9	2	Gender of ninth person
OLD9	2	Age of ninth person
MAR9	2	Marital status of ninth person
AWAY9	2	Is the ninth person staying somewhere else right now?

SECTION INDEX OF VARIABLES

Variable Name	Section	SAS_Label
WHERE9	2	Where is the ninth person staying?
RELATE10	2	Relationship of tenth person to head of household
GENDER10	2	Gender of tenth person
OLD10	2	Age of tenth person
MAR10	2	Marital status of tenth person
AWAY10	2	Is the tenth person staying somewhere else right now?
WHERE10	2	Where is the tenth person staying?
RELATE11	2	Relationship of eleventh person to head of household
GENDER11	2	Gender of eleventh person
OLD11	2	Age of eleventh person
MAR11	2	Marital status of eleventh person
AWAY11	2	Is the eleventh person staying somewhere else right now?
WHERE11	2	Where is the eleventh person staying?
RELATE12	2	Relationship of twelfth person to head of household
GENDER12	2	Gender of twelfth person
OLD12	2	Age of twelfth person
MAR12	2	Marital status of twelfth person
AWAY12	2	Is the twelfth person staying somewhere else right now?
WHERE12	2	Where is the twelfth person staying?
RELATE13	2	Relationship of thirteenth person to head of household
GENDER13	2	Gender of thirteenth person
OLD13	2	Age of thirteenth person
MAR13	2	Marital status of thirteenth person
AWAY13	2	Is the thirteenth person staying somewhere else right now?
WHERE13	2	Where is the thirteenth person staying?
RELATE14	2	Relationship of fourteenth person to head of household
GENDER14	2	Gender of fourteenth person
OLD14	2	Age of fourteenth person
MAR14	2	Marital status of fourteenth person
AWAY14	2	Is the fourteenth person staying somewhere else right now?
WHERE14	2	Where is the fourteenth person staying?
HEFINFO	2	Number in family of person who was household informant (i.e. who provided information on household members).
HHRACE	2	Race of household.
RESPNUM	2	Respondent's number in family.
HHTYPE	2	Household Type.
HHTYPE1	2	Household type (condensed)

SECTION INDEX OF VARIABLES

Variable Name	Section	SAS_Label
FAMGEN	2	Number of family generations in household.
RPLACE	2	Respondent's relationship to household head.
RVISITOR	2	Is respondent a visitor?
VISITORS	2	Number of visitors in household.
RELHH1	2	What is (PERSON)'s relationship to head of household?) Relationship of first person to head of household?
RELHH2	2	Relationship of second person to head of household?
RELHH3	2	Relationship of third person to head of household?
RELHH4	2	Relationship of fourth person to head of household?
RELHH5	2	Relationship of fifth person to head of household?
RELHH6	2	Relationship of sixth person to head of household?
RELHH7	2	Relationship of seventh person to head of household?
RELHH8	2	Relationship of eighth person to head of household?
RELHH9	2	Relationship of ninth person to head of household?
RELHH10	2	Relationship of tenth person to head of household?
RELHH11	2	Relationship of eleventh person to head of household?
RELHH12	2	Relationship of twelfth person to head of household?
RELHH13	2	Relationship of thirteenth person to head of household?
RELHH14	2	Relationship of fourteenth person to head of household?
RELSP1	2	What is (NAME)'s relationship to spouse? Relationship of first person to spouse?
RELSP2	2	Relationship of second person to spouse?
RELSP3	2	Relationship of third person to spouse?
RELSP4	2	Relationship of fourth person to spouse?
RELSP5	2	Relationship of fifth person to spouse?
RELSP6	2	Relationship of sixth person to spouse?
RELSP7	2	Relationship of seventh person to spouse?
RELSP8	2	Relationship of eighth person to spouse?
RELSP9	2	Relationship of ninth person to spouse?
RELSP10	2	Relationship of tenth person to spouse?
RELSP11	2	Relationship of eleventh person to spouse?
RELSP12	2	Relationship of twelfth person to spouse?
RELSP13	2	Relationship of thirteenth person to spouse?
RELSP14	2	Relationship of fourteenth person to spouse?
OPWLTH	4	(For each of these, please tell me how important you think it is for getting ahead in life . . .) How important is coming from a wealthy family?
OPPARED	4	How important is having well-educated parents?
OPEDUC	4	How important is having a good education yourself?
OPHRDWRK	4	How important is hard work?

SECTION INDEX OF VARIABLES

Variable Name	Section	SAS_Label
OPKNOW	4	How important is knowing the right people?
OPCLOUT	4	How important is having political connections?
OPBRIBES	4	How important is giving bribes?
OPRACE	4	How important is a person's race?
OPRELIG	4	How important is a person's religion?
OPSEX	4	How important is being born a man or a woman?
PAYDOC	4	About how much do you think a doctor in general practice earns?
PAYEXEC	4	How much do you think a chairman of a large national corporation earns?
PAYCLERK	4	How much do you think a salesclerk earns?
PAYUNSKL	4	How much do you think an unskilled worker in a factory earns?
PAYCABNT	4	How much do you think a cabinet minister in the federal government earns?
GIVDOC	4	About how much do you think a doctor in general practice should earn?
GIVEXEC	4	How much do you think a chairman of a large national corporation should earn?
GIVCLERK	4	How much do you think a salesclerk should earn?
GIVUNSKL	4	How much do you think an unskilled worker in a factory should earn?
GIVCABNT	4	How much do you think a cabinet minister in the federal government should earn?
INCGAP	4	To what extent do you agree or disagree with the following statements? Differences in income in America are too large.
GOVEQINC1	4	It is the responsibility of the government to reduce the differences in income between people with high incomes and those with low incomes.
GOVUNEMP	4	The government should provide a decent standard of living for the unemployed.
MKT1	4	It is the responsibility of private companies to reduce the differences in pay between their employees with high pay and those with low pay.
RESPINEQ	4	From the following list, who do you think should have the greatest responsibility for reducing differences in income between people with high incomes and people with low incomes?
GOVINEQ1	4	To what extent do you agree or disagree with the following statement: Most politicians in America do not care about reducing the differences in income between people with high incomes and people with low incomes.
GOVINEQ2	4	How successful do you think the government in America is nowadays in reducing the differences in income between people with high incomes and people with low incomes?
TAXSHARE	4	Do you think people with high incomes should pay a larger share of their income in taxes than those with low incomes, the same share, or a smaller share?
TAXRICH	4	Generally, how would you describe taxes in America today for those with high incomes? Taxes are . . .
RICHHLTH	4	Is it just or unjust – right or wrong – that people with higher incomes can buy better health care than people with lower incomes?
RICHEDUC	4	Is it just or unjust – right or wrong – that people with higher incomes can buy better education for their children than people with lower incomes?
INEQMAD	4	Some people feel angry about differences in wealth between the rich and the poor, while others do not. How do you feel when you think about differences in wealth between the rich and the poor in America? Please place yourself on a scale of 0 to 10, where 0 means not angry at all and 10 means extremely angry.

SECTION INDEX OF VARIABLES

Variable Name	Section	SAS_Label
LDCGAP	4	(Turning to international differences, to what extent do you agree or disagree with the following statements?) Present economic differences between rich and poor countries are too large.
LDCTAX	4	(Turning to international differences, to what extent do you agree or disagree with the following statements?) People in wealthy countries should make an additional tax contribution to help people in poor countries.
MIGRPOOR	4	(Turning to international differences, to what extent do you agree or disagree with the following statements?) People from poor countries should be allowed to work in wealthy countries.
CONWLTH	4	(In all countries, there are differences or even conflicts between different social groups. In your opinion, in America how much conflict is there between . . .) Poor people and rich people?
CONCLASS	4	(In all countries, there are differences or even conflicts between different social groups. In your opinion, in America how much conflict is there between . . .) The working class and the middle class?
CONUNION	4	(In all countries, there are differences or even conflicts between different social groups. In your opinion, in America how much conflict is there between . . .) Management and workers?
CONAGE	4	(In all countries, there are differences or even conflicts between different social groups. In your opinion, in America how much conflict is there between . . .) Young people and older people?
CONIMM	4	(In all countries, there are differences or even conflicts between different social groups. In your opinion, in America how much conflict is there between . . .) People born in America and people from other countries who have come to live in America?
RANK1	4	In our society there are groups which tend to be towards the top and groups which tend to be towards the bottom. On the Hand card is a scale that runs from top to bottom. Where would you put yourself now on this scale?
RANK16	4	If you think about the family that you grew up in, where did they fit in then?
RANK10FUT	4	(In our society there are groups which tend to be towards the top and groups which tend to be towards the bottom. On the handcard is a scale that runs from top to bottom.) And thinking ahead 10 years from now, where do you think you will be on a scale of 1 to 10, where 1 is the top and 10 the bottom?
PAYRESP	4	(In deciding how much people ought to earn, how important should each of these things be, in your opinion . . .) How much responsibility goes with the job – how important do you think that ought to be in deciding pay?
PAYEDTRN	4	(In deciding how much people ought to earn, how important should each of these things be, in your opinion . . .) The number of years spent in education and training?
PAYCHILD	4	(In deciding how much people ought to earn, how important should each of these things be, in your opinion . . .) Whether the person has children to support?
PAYDOWEL	4	(In deciding how much people ought to earn, how important should each of these things be, in your opinion . . .) How well he or she does the job?
SOCTYPE1	4	(These five diagrams show different types of society. Please read the descriptions and look at the diagrams and decide which you think best describes America . . .) First, what type of society is America today – which diagram comes closest?
SOCTYPE2	4	What do you think America ought to be like – which would you prefer?
FAIRDIST	4	How fair or unfair do you think the income distribution is in America?
CONTPOOR	4	How often do you have any contact with people who are a lot poorer than you when you are out and about? This might be in the street, on public transport, in shops, in your neighborhood, or at your workplace.
CONTRICH	4	How often do you have any contact with people who are a lot richer than you when you are out and about? This might be in the street, on public transport, in shops, in your neighborhood, or at your workplace.
ENDSMEET	4	Thinking of your household's total income, including all the sources of income of all the members who contribute to it, how difficult or easy is it currently for your household to make ends meet?

SECTION INDEX OF VARIABLES

Variable Name	Section	SAS_Label
ENDSME12	4	And during the next 12 months, how difficult or easy do you think it will be for your household to make ends meet?
SKIPMEAL	4	How often do you or other members of your household skip a meal because there is not enough money for food?
CANTRUST	4	Generally speaking, would you say that people can be trusted or that you can't be too careful in dealing with people?
CLASS1	4	Most people see themselves as belonging to a particular class. Please tell me which social class you would say you belong to?
TOPPROB1	5	Which of these issues is the most important for America today?
TOPPROB2	5	Which is the next most important?
PRIVENT	5	(How much do you agree or disagree with each of these statements) Private enterprise is the best way to solve America's economic problems.
GOVEQINC	5	It is the responsibility of the government to reduce the differences in income between people with high incomes and those with low incomes.
IMPORTS	5	America should limit the import of foreign products in order to protect its national economy.
IMMLIMIT	5	America should limit immigration in order to protect our national way of life.
POWRORGS	5	International organizations are taking away too much power from the American government.
POSTMAT1	5	Looking at the list on the hand card, please tell me the one thing you think should be America's highest priority, the most important thing it should do.
POSTMAT2	5	And which one do you think should be America's next highest priority, the second most important thing it should do?
TRUST5	5	Generally speaking, would you say that most people can be trusted, or that you can't be too careful in dealing with people? Please tell me what you think, where 1 means you can't be too careful and 5 means most people can be trusted.
TRRESRCH	5	(On a scale of 0 to 10, how much do you personally trust each of the following institutions? 0 means you do not trust an institution at all, and 10 means you trust it completely.) University research centers
TRMEDIA	5	(On a scale of 0 to 10, how much do you personally trust each of the following institutions? 0 means you do not trust an institution at all, and 10 means you trust it completely.) The news media
TRBUSIND	5	(On a scale of 0 to 10, how much do you personally trust each of the following institutions? 0 means you do not trust an institution at all, and 10 means you trust it completely.) Business and industry
TRLEGIS	5	(On a scale of 0 to 10, how much do you personally trust each of the following institutions? 0 means you do not trust an institution at all, and 10 means you trust it completely.) The U.S. Congress
GRNCON	5	Generally speaking, how concerned are you about environmental issues? Please tell me what you think, where 1 means you are not at all concerned and 5 means you are very concerned.
ENPRBUS	5	Here is a list of some different environmental problems. Which problem, if any, do you think is the most important for America as a whole?
CLMTCAUS	5	There has been a lot of discussion about the world's climate and the idea it has been changing in recent decades. Which of the following statements comes closest to your opinion?
CLMTWRLD	5	On a scale from 0 to 10, how bad or good do you think the impacts of climate change will be for the world as a whole? 0 means extremely bad, 10 means extremely good.
CLMTUSA	5	On a scale from 0 to 10, how bad or good do you think the impacts of climate change will be for America? 0 means extremely bad, 10 means extremely good.
SCIGRN	5	(How much do you agree or disagree with each of these statements)? Modern science will solve our environmental problems with little change to our way of life.

SECTION INDEX OF VARIABLES

Variable Name	Section	SAS_Label
GRNECON	5	(How much do you agree or disagree with each of these statements?) We worry too much about the future of the environment and not enough about prices and jobs today
HARMSGRN	5	(How much do you agree or disagree with each of these statements?) Almost everything we do in modern life harms the environment.
GRNPROG	5	(How much do you agree or disagree with each of these statements?) People worry too much about human progress harming the environment.
GRWTHELP	5	(And please tell me for each of these statements, how much you agree or disagree with it.) In order to protect the environment America needs economic growth.
GRWTHARM	5	(And please tell me for each of these statements, how much you agree or disagree with it.) Economic growth always harms the environment.
GRNPRICE	5	How willing would you be to pay much higher prices in order to protect the environment?
GRNTAXES	5	And how willing would you be to pay much higher taxes in order to protect the environment?
GRNSOL	5	And how willing would you be to accept cuts in your standard of living in order to protect the environment?
NATURDEV	5	How willing would you be to accept a reduction in the size of America's protected nature areas, in order to open them up for economic development?
TOODIFME	5	How much do you agree or disagree with each of these statements? It is just too difficult for someone like me to do much about the environment.
IHLPGRN	5	(How much do you agree or disagree with each of these statements?) I do what is right for the environment, even when it costs more money or takes more time.
IMPGRN	5	(How much do you agree or disagree with each of these statements?) There are more important things to do in life than protect the environment.
OTHSSAME	5	(How much do you agree or disagree with each of these statements?) There is no point in doing what I can for the environment unless others do the same.
GRNEXAGG	5	(How much do you agree or disagree with each of these statements?) Many of the claims about environmental threats are exaggerated.
HELPHARM	5	(How much do you agree or disagree with each of these statements?) I find it hard to know whether the way I live is helpful or harmful to the environment.
GRNEFFME	5	(How much do you agree or disagree with each of these statements?) Environmental problems have a direct effect on my everyday life.
CARSGEN	5	In general, do you think that air pollution caused by cars is . . .
INDUSGEN1	5	In general, do you think that air pollution caused by industry is . . .
CHEMGEN1	5	And do you think that pesticides and chemicals used in farming are . . .
WATERGEN1	5	And do you think that pollution of America's rivers, lakes and streams is . . .
TEMPGEN1	5	In general, do you think that a rise in the world's temperature caused by climate change is . . .
GENEGEN1	5	And do you think that modifying the genes of certain crops is . . .
NUKEGEN1	5	And do you think that nuclear power stations are . . .
BUSGRN	5	Which of these approaches do you think would be the best way of getting business and industry in America to protect the environment?
PEOPGRN	5	Which of these approaches do you think would be the best way of getting people and their families in America to protect the environment?
ENJOYNAT	5	How much, if at all, do you enjoy being outside in nature?

SECTION INDEX OF VARIABLES

Variable Name	Section	SAS_Label
ACTIVNAT	5	In the last twelve months how often, if at all, have you engaged in any leisure activities outside in nature, such as hiking, bird watching, swimming, skiing, other outdoor activities or just relaxing?
PLANETRP	5	In the last twelve months, how many trips did you make by plane? Count outward and return journeys, including transfers, as one trip.
CARHR	5	In a typical week, about how many hours do you spend in a car or another motor vehicle, including motorcycles, trucks, and vans, but not counting public transport? Do not include shared rides in buses, collective taxis, or carpooling services.
EATMEAT	5	In a typical week, on how many days do you eat beef, lamb, or products that contain them?
NUMROOMS	5	How many rooms are there in your home (apartment or house)? Do not count any separate kitchens, bathrooms, garages, balconies, hallways or cupboards.
RECYCLE	5	How often do you make a special effort to sort glass or cans or plastic or newspapers and so on for recycling?
NOBUYGRN	5	And how often do you avoid buying certain products for environmental reasons?
GRNGROUP	5	Are you a member of any group whose main aim is to preserve or protect the environment?
GRNSIGN	5	In the last five years, have you signed a petition about an environmental issue?
GRNMONEY	5	In the last five years, have you given money to an environmental group?
GRNDEMO	5	In the last five years, have you taken part in a protest or demonstration about an environmental issue?
AIRPOLLU	5	(Thinking about your neighborhood, to what extent, if at all, was it affected by the following things over the last twelve months?) Air pollution
WTRPOLLU	5	(Thinking about your neighborhood, to what extent, if at all, was it affected by the following things over the last twelve months?) Water pollution
EXWEATHR	5	(Thinking about your neighborhood, to what extent, if at all, was it affected by the following things over the last twelve months?) Extreme weather events (such as severe storms, droughts, floods, heat waves, cold snaps, etc.)
QUALLIFE	6	In general, would you say your quality of life is...
HLTHPHYS	6	In general, how would you rate your physical health?
HLTHMNTL	6	In general, how would you rate your mental health, including your mood and your ability to think?
SATSOC	6	In general, how would you rate your satisfaction with your social activities and relationships?
ACTSSOC	6	In general, please rate how well you carry out your usual social activities and roles. (This includes activities at home, at work and in your community, and responsibilities as a parent, child, spouse, employee, friend, etc.)
PHYSACTS	6	To what extent are you able to carry out your everyday physical activities such as walking, climbing stairs, carrying groceries, or moving a chair?
EMOPROBS	6	In the past seven days, how often have you been bothered by emotional problems such as feeling anxious, depressed or irritable?
FATIGUE	6	In the past seven days, how would you rate your fatigue on average?
RATEPAIN1	6	On a scale from 0 to 10, with 0 meaning no pain and 10 being the worst imaginable pain, how would you rate your pain on average?
NORELGSP	7	Do you consider yourself to be atheist, agnostic, something else, or nothing in particular?
EVANGCLX	7	Would you describe yourself as a 'born again' or evangelical Christian, or not?
EVANGCLY	7	Would you describe yourself as an evangelical Christian, or not?
RELIGIMP	7	How important is religion in your life – very important, somewhat important, not too important, or not at all important?

SECTION INDEX OF VARIABLES

Variable Name	Section	SAS_Label
RELIDIMP	7	When thinking about religion, how important is being (a Christian/a Catholic/a Jew/a Buddhist/a Hindu/a Muslim/an Atheist/an Agnostic/someone who does not identify with a religion/ a member of your religion) to you?
RELIDESC	7	How well does the term (Christian/Catholic/Jew/Buddhist/Hindu/Muslim/Atheist/Agnostic/non-religious/N/A) describe you?
RELIDWE	7	When talking about (Christians/Catholics/Jews/Buddhists/Hindus/Muslims/Atheists/Agnostics/people who do not identify with a religion/your religion), how often do you say 'we' instead of 'they'?
RELIDINS	7	If someone criticized (Christians/Catholics/Jews/Buddhists/Hindus/Muslims/Atheists/Agnostics/people who do not identify with a religion/your religion), to what extent would it feel like a personal insult?
BIBLAUTH	7	The Bible is the highest authority for what I believe.
EVNGELZE	7	It is very important for me personally to encourage non-Christians to accept Jesus Christ as their Savior.
SINSACRI	7	Jesus Christ's death on the cross is the only sacrifice that could remove the penalty of my sin.
CHRSTSAV	7	Only those who accept Jesus Christ alone as their Savior can achieve eternal salvation.
SPRTCONNCT	7	(Some people say they have experiences of being personally moved, touched, or inspired, while others say they do not have these experiences at all. How often, if at all, do you experience each of the following?) Felt particularly connected to the world around you.
SPRTLGR	7	(Some people say they have experiences of being personally moved, touched, or inspired, while others say they do not have these experiences at all. How often, if at all, do you experience each of the following?) Felt like you were part of something much larger than yourself.
SPRTPURP	7	(Some people say they have experiences of being personally moved, touched, or inspired, while others say they do not have these experiences at all. How often, if at all, do you experience each of the following?) Felt a sense of a larger meaning or purpose in life.
MDITATE1	7	How often do you meditate?
GRTWRKS	7	(Please indicate to what extent you agree or disagree with each of the following statements.) The great works of philosophy and science are the best source of truth, wisdom, and ethics.
FREEMIND	7	(Please indicate to what extent you agree or disagree with each of the following statements.) To understand the world, we must free our minds from old traditions and beliefs.
DECEVIDC	7	(Please indicate to what extent you agree or disagree with each of the following statements.) When I make important decisions in my life, I rely mostly on reason and evidence.
ADVFMSCI	7	(Please indicate to what extent you agree or disagree with each of the following statements.) All of the greatest advances for humanity have come from science and technology.
PROCHOIC	7	(We hear a lot of talk these days about abortion. Please indicate to what extent you agree or disagree with each of the following statements.) I consider myself pro-choice.
PROLIFE	7	(We hear a lot of talk these days about abortion. Please indicate to what extent you agree or disagree with each of the following statements.) I consider myself pro-life.
GODUSA	7	(Please indicate to what extent you agree or disagree with each of the following statements.) The success of the United States is part of God's plan.
GOVCHRST	7	(Please indicate to what extent you agree or disagree with each of the following statements.) The federal government should advocate Christian values.
RELIGINF	7	(Please indicate to what extent you agree or disagree with each of the following statements.) The U.S. would be a better country if religion had less influence.

SECTION INDEX OF VARIABLES

Variable Name	Section	SAS_Label
BUSEQINC	8	Some people think that major companies ought to reduce the pay differences between employees with high pay and those with low pay, perhaps by reducing the pay of executives or by increasing the pay of unskilled workers. Others think that major companies should not concern themselves with reducing this pay difference between employees with high pay and those with low pay. Think of a score of 1 as meaning that major companies ought to reduce the pay differences between employees with high pay and those with low pay, and a score of 7 meaning that major companies should not concern themselves with reducing pay differences. What score between 1 and 7 comes closest to the way you feel?
TRDUNIO1	8	To what extent do you agree or disagree with the following statements? Workers need strong trade unions to protect their interests.
BOARDREP	8	(To what extent do you agree or disagree with the following statements?) Workers should be represented on the board of directors at major companies.
UPWAGES	8	(To what extent do you agree or disagree with the following statements?) The government should ensure that the wages of low-paying jobs increase as the economy grows.
LIMITPAY	8	(To what extent do you agree or disagree with the following statements?) The government should take steps to limit the pay of executives at major companies.
PRFTIMPV	8	(To what extent do you agree or disagree with the following statements?) Allowing business to make good profits is the best way to improve everyone's standard of living.
GOVFNANC	8	(To what extent do you agree or disagree with the following statements?) The government should finance projects to create new jobs, even if it might require a tax increase to pay for it.
DCLINDUS	8	(To what extent do you agree or disagree with the following statements?) The government should support declining industries to protect jobs, even if it might require a tax increase to pay for it.
GOVFN AID	8	(To what extent do you agree or disagree with the following statements?) The government should give financial assistance to college students from low-income families, even if it might require a tax increase to pay for it.
LGINCDIF	8	(To what extent do you agree or disagree with the following statements?) Large differences in income are necessary for America's prosperity.
PARTNERS	9	How many sex partners have you had in the last 12 months?
PAIDSEX	9	(If you had other partners, does this describe any of them?) Person you paid or paid you for sex
OTHERSEX	9	(If you had other partners, does this describe any of them?...) Other
FRNDSEX	9	(If you had other partners, does this describe any of them?...) Close personal friend
ACQNTSEX	9	(If you had other partners, does this describe any of them?...) Neighbor, co-worker, or long-term acquaintance
PIKUPSEX	9	(If you had other partners, does this describe any of them?...) Casual date or pick-up
MATESEX	9	Was one of the partners your husband or wife or regular sexual partner?
SEXSEX	9	Have your sex partners in the last 12 months been...
SEXFREQ	9	About how often did you have sex during the last 12 months?
PARTNRS5	9	Now thinking about the past five years--the time since February/March 2015, and including the past 12 months, how many sex partners have you had in that five year period?
SEXSEX5	9	(Now thinking about the past five years--the time since February/March 2015, and including the past 12 month), have your sex partners in the last five years been...
NUMWOMEN	9	Now thinking about the time since your 18th birthday (including the past 12 months), how many female partners have you had sex with?
NUMMEN	9	Now thinking about the time since your 18th birthday (including the past 12 months), how many male partners have you had sex with?

SECTION INDEX OF VARIABLES

Variable Name	Section	SAS_Label
EVPAIDSX	9	Thinking about the time since your 18th birthday, have you ever had sex with a person you paid or who paid you for sex?
EVSTRAY	9	Have you ever had sex with someone other than your husband or wife while you were married?
CONDOM	9	The last time you had sex, was a condom used? By 'sex' we mean vaginal, oral, or anal sex.
RELATSEX	9	The last time you had sex, was it with someone you were in an on-going relationship with, or was it with someone else? Remember that by 'sex' we mean only vaginal, oral, or anal sex.
EVIDU	9	Have you ever, even once, taken any drugs by injection with a needle (like heroin, cocaine, amphetamines, or steroids)? DO NOT include anything you took under a doctor's orders.
IDU30	9	How long has it been since you last used a needle to inject drugs?
EVCRAK	9	Have you ever, even once, used 'crack' cocaine in chunk or rock form?
CRACK30	9	How long has it been since you last used 'crack' cocaine in chunk or rock form?
HIVTEST	9	Have you ever been tested for HIV? Do not count tests you may have had as part of a blood donation. Include oral test (where they take a swab from your mouth).
HIVTEST1	9	Not including blood donations, in what month and year was your last HIV test?
HIVTEST2	9	Where did you have your last HIV test - at a private doctor or HMO office, at a counseling and testing site, at an emergency room, as an inpatient at a hospital, at a clinic, in a jail or prison, at a drug treatment facility, at home, or somewhere else?
HIVAFRAID	9	Please indicate how much you agree or disagree with each of the following comments. I would be afraid to be around a person with HIV because I would be worried I could get infected.
HIVIMMRL	9	(Please indicate how much you agree or disagree with each of the following comments.) People who have HIV have participated in immoral activities
HIVDSCRM	9	(Please indicate how much you agree or disagree with each of the following comments.) There is a lot of discrimination against people with HIV in this country today.
SEXORNT	9	Which of the following best describes you?
SEXBIRTH1	9	Was your sex recorded as male or female at birth?
SEXNOW1	9	Do you describe yourself as male, female, or transgender?
PTNRORNT	9	To the best of your knowledge, which of the following best describes how your most recent sexual partner thinks of themselves?
PTNRSXBRTH	9	To the best of your knowledge, was your most recent sexual partner's sex recorded as male or female at birth?
PTNRSXNOW	9	To the best of your knowledge, does your most recent sexual partner describe themselves as male, female, or transgender?
POLTRTBLK	10	The following questions are about police and law enforcement. In general, do the police (treat Whites better than Blacks, treat them both the same, or treat Blacks better than Whites/treat Blacks better than Whites, treat them both the same, or treat Whites better than Blacks)?
POLTRTHSP	10	In general, do the police (treat Whites better than Latinos, treat them both the same, or treat Latinos better than Whites/treat Latinos better than Whites, treat them both the same, or treat Whites better than Latinos)?
DEFUND	10	Do you favor or oppose reducing funding for police departments, and moving those funds to mental health, housing, and other social services?
STRVBIAS	10	Which do you think should be the bigger priority for the U.S. criminal justice system today?
RACESURV17	10	How much, if at all, do you think the legacy of slavery affects the position of black people in American society today?
DWELLING	11	DWELLING TYPE.

SECTION INDEX OF VARIABLES

Variable Name	Section	SAS_Label
INTHISP	11	Interviewer, are you Spanish, Hispanic, or Latino/Latina? Which group are you from: Mexican, Mexican American, Chicano/Chicana, Puerto Rican, Cuban, Other. Please specific other.
INTRACE1	11	(What is your race? Indicate one or more races that you consider yourself to be.) First mention.
INTRACE2	11	Second mention.
INTRACE3	11	Third mention.
FEEUSED	11	Was a respondent incentive or fee used as part of getting this case?
FEELEVEL	11	Amount of Fees Paid
LNGTHINV	11	How long was interview?
MODE	11	Interview done in-person, over the phone, a combination of in-person and over the phone, or web
INTAGE	11	Age of interviewer
INTETHN	11	Race/ethnicity of interviewer
INTSEX	11	Sex of interviewer
BALLOT	11	Ballot Administered.
ISSP	11	Status on International Social Survey Program Self-Completion Supplement.
SAMPCODE	11	SAMPLING ERROR CODE.
SAMPLE	11	The GSS has employed various sampling procedures and frames. Appendix A gives full detail.
PHASE	11	Subsampling: two-phase design.
SPANENG	11	Interviews Conducted in Spanish or English

Replicating Core**Variable: WRKSTAT** Type: Numeric**Label: Last week were you working full time, part time, going to school, keeping house, or what?****Notes: Card A2 contained responses for punches 1 through 7.****Contents of WRKSTAT, punch 8****(Other, SPECIFY) available from NORC.**

LABEL	VALUE	COUNT	PCT	PCT Excl. Reserve Codes
SUBTOTALS:		0	0.0%	n/a
RESERVED CODES:				
NOT AVAILABLE IN THIS RELEASE	X	4032	100.0%	n/a
TOTALS:		4032	100.0%	n/a

Variable: COHORT Type: Numeric**Label: Birth cohort of respondent.****Notes:**

LABEL	VALUE	COUNT	PCT	PCT Excl. Reserve Codes
1930-1939	1932	122	3.0%	3.3%
1940-1949	1940	430	10.7%	11.6%
1950-1959	1950	708	17.6%	19.1%
1960-1969	1960	665	16.5%	18.0%
1970-1979	1970	581	14.4%	15.7%
1980-1989	1980	670	16.6%	18.1%
1990-1999	1990	463	11.5%	12.5%
2000-2009	2000	60	1.5%	1.6%
SUBTOTALS:		3699	91.7%	100.0%
RESERVED CODES:				
DON'T KNOW	9999	333	8.3%	n/a
TOTALS:		4032	100.0%	100.0%

Replicating Core**Variable: HRS1 Type: Numeric****Label: IF WORKING, FULL OR PART TIME:
How many hours did you work last week, at all jobs?****Notes: If planning to perform trend analysis with WRKSTAT,
please consult GSS Methodological Report No. 56.
The response categories have been collapsed for convenience of display.
Responses greater than 89 were coded 89.**

LABEL	VALUE	COUNT	PCT	PCT Excl. Reserve Codes
SUBTOTALS:		0	0.0%	n/a
RESERVED CODES:				
NOT AVAILABLE IN THIS RELEASE	X	4032	100.0%	n/a
TOTALS:		4032	100.0%	n/a

Variable: HRS2 Type: Numeric**Label: IF WITH A JOB, BUT NOT AT WORK:
How many hours a week do you usually work, at all jobs?****Notes:
The response categories have been collapsed for convenience of display.
Responses greater than 89 were coded 89.**

LABEL	VALUE	COUNT	PCT	PCT Excl. Reserve Codes
SUBTOTALS:		0	0.0%	n/a
RESERVED CODES:				
NOT AVAILABLE IN THIS RELEASE	X	4032	100.0%	n/a
TOTALS:		4032	100.0%	n/a

Variable: EVWORK Type: Numeric**Label: IF RETIRED, IN SCHOOL, KEEPING HOUSE, OR OTHER:
Did you ever work for as long as one year?****Notes: Showcard A contained responses for punches 1 through 8.**

LABEL	VALUE	COUNT	PCT	PCT Excl. Reserve Codes
SUBTOTALS:		0	0.0%	n/a
RESERVED CODES:				
NOT AVAILABLE IN THIS RELEASE	X	4032	100.0%	n/a
TOTALS:		4032	100.0%	n/a

Replicating Core**Variable: OCC10** Type: Numeric**Label: RESPONDENT'S OCCUPATION**

Notes: OCC10 and INDUS10 are coded using the U.S. Bureau of the Census occupation (2010) and industry codes (2010). The numbers above are collapsed for convenience of display.

LABEL	VALUE	COUNT	PCT	PCT Excl. Reserve Codes
SUBTOTALS:		0	0.0%	n/a
RESERVED CODES:				
NOT AVAILABLE IN THIS RELEASE	X	4032	100.0%	n/a
TOTALS:		4032	100.0%	n/a

Variable: PRESTG10 Type: Numeric**Label: PRESTIGE OF RESPONDENT'S OCCUPATION****Notes:**

The response categories have been collapsed for convenience of display. PRESTG10 is based on the 2010 Census occupation classification. This standard prestige score is a simple mean value of ratings for each occupation category, converted to a scale of 0 (bottom) to 100 (top).

Please refer to GSS Methodological Report 124 for more information.

LABEL	VALUE	COUNT	PCT	PCT Excl. Reserve Codes
SUBTOTALS:		0	0.0%	n/a
RESERVED CODES:				
NOT AVAILABLE IN THIS RELEASE	X	4032	100.0%	n/a
TOTALS:		4032	100.0%	n/a

Replicating Core

Variable: PRESTG105PLUS Type: Numeric

Label:
R'S OCCUPATIONAL PRESTIGE SCORE USING THRESHOLD METHOD

Notes:

The response categories have been collapsed for convenience of display. PRESTG105PLUS is based on the 2010 Census occupation classification. This prestige score is calculated using an alternative method, based on the percentage of ratings that is greater than or equal to a threshold

(rating five).

The effect of individual raters is also removed using hierarchical linear modeling (HLM).

Please refer to GSS Methodological Report 124 for more information.

LABEL	VALUE	COUNT	PCT	PCT Excl. Reserve Codes
SUBTOTALS:		0	0.0%	n/a
RESERVED CODES:				
NOT AVAILABLE IN THIS RELEASE	X	4032	100.0%	n/a
TOTALS:		4032	100.0%	n/a

Variable: INDUS10 Type: Numeric

Label: RESPONDENT'S INDUSTRY

Notes: OCC10 and INDUS10 are coded using the U.S. Bureau of the Census occupation (2010) and industry codes (2010). The numbers above are collapsed for convenience of display.

LABEL	VALUE	COUNT	PCT	PCT Excl. Reserve Codes
SUBTOTALS:		0	0.0%	n/a
RESERVED CODES:				
NOT AVAILABLE IN THIS RELEASE	X	4032	100.0%	n/a
TOTALS:		4032	100.0%	n/a

Replicating Core**Variable: MARITAL Type: Numeric****Label: Are you currently--married, widowed, divorced, separated, or have you never been married?****Notes:**

LABEL	VALUE	COUNT	PCT	PCT Excl. Reserve Codes
MARRIED	1	1999	49.6%	49.7%
WIDOWED	2	301	7.5%	7.5%
DIVORCED	3	655	16.2%	16.3%
SEPARATED	4	96	2.4%	2.4%
NEVER MARRIED	5	972	24.1%	24.2%
SUBTOTALS:		4023	99.8%	100.0%
RESERVED CODES:				
DON'T KNOW	D	1	0.0%	n/a
NO ANSWER	N	1	0.0%	n/a
SKIPPED ON WEB	S	7	0.2%	n/a
TOTALS:		4032	100.0%	100.0%

Variable: MARTYPE Type: Numeric**Label: CODE TYPE OF MARRIAGE****Notes:****This is based on information coded by interviewers and information in the Household Enumeration Form and other parts of the questionnaire.**

LABEL	VALUE	COUNT	PCT	PCT Excl. Reserve Codes
SUBTOTALS:		0	0.0%	n/a
RESERVED CODES:				
NOT AVAILABLE IN THIS RELEASE	X	4032	100.0%	n/a
TOTALS:		4032	100.0%	n/a

Replicating Core

Variable: DIVORCE Type: Numeric				
Label: IF CURRENTLY MARRIED OR WIDOWED: Have you ever been divorced or legally separated?				
Notes:				
LABEL	VALUE	COUNT	PCT	PCT Excl. Reserve Codes
YES	1	605	15.0%	26.3%
NO	2	1695	42.0%	73.7%
SUBTOTALS:		2300	57.0%	100.0%
RESERVED CODES:				
NO ANSWER	N	1	0.0%	n/a
NOT APPLICABLE	I	1722	42.7%	n/a
SKIPPED ON WEB	S	9	0.2%	n/a
TOTALS:		4032	100.0%	100.0%

Variable: WIDOWED Type: Numeric				
Label: IF CURRENTLY MARRIED, SEPARATED, OR DIVORCED: Have you ever been widowed?				
Notes:				
LABEL	VALUE	COUNT	PCT	PCT Excl. Reserve Codes
YES	1	48	1.2%	1.7%
NO	2	2704	67.1%	98.3%
SUBTOTALS:		2752	68.3%	100.0%
RESERVED CODES:				
NO ANSWER	N	1	0.0%	n/a
NOT APPLICABLE	I	1273	31.6%	n/a
SKIPPED ON WEB	S	6	0.1%	n/a
TOTALS:		4032	100.0%	100.0%

Replicating Core**Variable: SPWRKSTA Type: Numeric****Label: Last week was your
(wife/husband) working full time, part time, going to school,
keeping house, or what?****Notes:**

LABEL	VALUE	COUNT	PCT	PCT Excl. Reserve Codes
SUBTOTALS:		0	0.0%	n/a
RESERVED CODES:				
NOT AVAILABLE IN THIS RELEASE	X	4032	100.0%	n/a
TOTALS:		4032	100.0%	n/a

Variable: SPHRS1 Type: Numeric**Label:
(Last week was your
(wife/husband) working full time, part time, going to school,
keeping house, or what?...) IF WORKING, FULL OR PART TIME:
How many hours did (he/she) work last week, at all jobs?****Notes:**

LABEL	VALUE	COUNT	PCT	PCT Excl. Reserve Codes
SUBTOTALS:		0	0.0%	n/a
RESERVED CODES:				
NOT AVAILABLE IN THIS RELEASE	X	4032	100.0%	n/a
TOTALS:		4032	100.0%	n/a

Variable: SATJOB Type: Numeric**Label: On the whole, how satisfied are you with the work you do --
would you say you are very satisfied, moderately satisfied,
a little dissatisfied, or very dissatisfied?****Notes: If planning to perform trend analysis with this variable,
please consult GSS Methodological Report No. 56.**

LABEL	VALUE	COUNT	PCT	PCT Excl. Reserve Codes
SUBTOTALS:		0	0.0%	n/a
RESERVED CODES:				
NOT AVAILABLE IN THIS RELEASE	X	4032	100.0%	n/a
TOTALS:		4032	100.0%	n/a

Replicating Core**Variable: SPHRS2 Type: Numeric****Label: How many hours a week does your spouse usually work, at all jobs?****Notes:**

The response categories have been collapsed for convenience of display.

LABEL	VALUE	COUNT	PCT	PCT Excl. Reserve Codes
SUBTOTALS:		0	0.0%	n/a
RESERVED CODES:				
NOT AVAILABLE IN THIS RELEASE	X	4032	100.0%	n/a
TOTALS:		4032	100.0%	n/a

Variable: SPEVWORK Type: Numeric**Label: IF RETIRED, IN SCHOOL, KEEPING HOUSE, OR OTHER: Did (he/she) ever work for as long as one year?****Notes: Contents of SPWRKSTA, punch 8**

(Other, SPECIFY) are available from NORupon request.

Showcard A4 contained responses for punches 1 through 7.

LABEL	VALUE	COUNT	PCT	PCT Excl. Reserve Codes
SUBTOTALS:		0	0.0%	n/a
RESERVED CODES:				
NOT AVAILABLE IN THIS RELEASE	X	4032	100.0%	n/a
TOTALS:		4032	100.0%	n/a

Variable: SPWRKSLF Type: Numeric**Label: (Is/Was) (he/she) self-employed or (does/did) (he/she) work for someone else?****Notes:**

LABEL	VALUE	COUNT	PCT	PCT Excl. Reserve Codes
SUBTOTALS:		0	0.0%	n/a
RESERVED CODES:				
NOT AVAILABLE IN THIS RELEASE	X	4032	100.0%	n/a
TOTALS:		4032	100.0%	n/a

Replicating Core

Variable: SPOCC10 Type: Numeric

Label: RESPONDENT'S SPOUSE'S OCCUPATION

Notes: SPOCC10 and SPIND10 are coded using the U.S. Bureau of the Census occupation (2010) and industry codes (NAICS 2007).

The numbers above are collapsed for convenience of display.

LABEL	VALUE	COUNT	PCT	PCT Excl. Reserve Codes
SUBTOTALS:		0	0.0%	n/a
RESERVED CODES:				
NOT AVAILABLE IN THIS RELEASE	X	4032	100.0%	n/a
TOTALS:		4032	100.0%	n/a

Variable: SPPRES10 Type: Numeric

Label: PRESTIGE OF RESPONDENT'S SPOUSE'S OCCUPATION

Notes:

The response categories have been collapsed for convenience of display.

SPPRES10 is based on the 2010 Census occupation classification.

This standard prestige score is a simple mean value of ratings for each occupation category, converted to a scale of 0 (bottom) to 100 (top).

Please refer to GSS Methodological Report 124 for more information.

LABEL	VALUE	COUNT	PCT	PCT Excl. Reserve Codes
SUBTOTALS:		0	0.0%	n/a
RESERVED CODES:				
NOT AVAILABLE IN THIS RELEASE	X	4032	100.0%	n/a
TOTALS:		4032	100.0%	n/a

Replicating Core

Variable: SPPRES105PLUS Type: Numeric

Label: SPOUSE OCCUPATIONAL PRESTIGE SCORE USING THRESHOLD METHOD

Notes:

The response categories have been collapsed for convenience of display. SPPRES105PLUS is based on the 2010 Census occupation classification. This prestige score is calculated using an alternative method, based on the percentage of ratings that is greater than or equal to a threshold (rating five).

The effect of individual raters is also removed using hierarchical linear modeling (HLM).

Please refer to GSS Methodological Report 124 for more information.

LABEL	VALUE	COUNT	PCT	PCT Excl. Reserve Codes
SUBTOTALS:		0	0.0%	n/a
RESERVED CODES:				
NOT AVAILABLE IN THIS RELEASE	X	4032	100.0%	n/a
TOTALS:		4032	100.0%	n/a

Variable: SPIND10 Type: Numeric

Label: RESPONDENT'S SPOUSE'S INDUSTRY

Notes: SPOCC10 and SPIND10 are coded using the U.S. Bureau of the Census occupation (2010) and industry codes (NAICS 2007).

The numbers above are collapsed for convenience of display.

LABEL	VALUE	COUNT	PCT	PCT Excl. Reserve Codes
SUBTOTALS:		0	0.0%	n/a
RESERVED CODES:				
NOT AVAILABLE IN THIS RELEASE	X	4032	100.0%	n/a
TOTALS:		4032	100.0%	n/a

Replicating Core

Variable: COWRKSTA Type: Numeric

Label: Last week was your partner working full time, part time, going to school, keeping house, or what?

Notes:

LABEL	VALUE	COUNT	PCT	PCT Excl. Reserve Codes
SUBTOTALS:				
		0	0.0%	n/a
RESERVED CODES:				
NOT AVAILABLE IN THIS RELEASE	X	4032	100.0%	n/a
TOTALS:		4032	100.0%	n/a

Variable: COHRS1 Type: Numeric

Label: IF WORKING, FULL OR PART TIME: How many hours did (he/she) work last week, at all jobs?

Notes:

The response categories have been collapsed for convenience of display.

LABEL	VALUE	COUNT	PCT	PCT Excl. Reserve Codes
SUBTOTALS:				
		0	0.0%	n/a
RESERVED CODES:				
NOT AVAILABLE IN THIS RELEASE	X	4032	100.0%	n/a
TOTALS:		4032	100.0%	n/a

Variable: COHRS2 Type: Numeric

Label: IF WITH A JOB, BUT NOT AT WORK:
How many hours a week does (he/she) usually work, at all jobs?

Notes:

The response categories have been collapsed for convenience of display.

LABEL	VALUE	COUNT	PCT	PCT Excl. Reserve Codes
SUBTOTALS:				
		0	0.0%	n/a
RESERVED CODES:				
NOT AVAILABLE IN THIS RELEASE	X	4032	100.0%	n/a
TOTALS:		4032	100.0%	n/a

Replicating Core

Variable: COEVWORK Type: Numeric

Label: IF RETIRED, IN SCHOOL, KEEPING HOUSE, OR OTHER: Did (he/she) ever work for as long as one year?

Notes: Contents of COWRKSTA, punch 8 (Other, SPECIFY) are available from NORC upon request. Showcard A4 contained responses for punches 1 through 7.

LABEL	VALUE	COUNT	PCT	PCT Excl. Reserve Codes
SUBTOTALS:		0	0.0%	n/a
RESERVED CODES:				
NOT AVAILABLE IN THIS RELEASE	X	4032	100.0%	n/a
TOTALS:		4032	100.0%	n/a

Variable: COOCC10 Type: Numeric

Label: RESPONDENT'S PARTNER'S OCCUPATION

Notes: COOCC10 and COIND10 are coded using the U.S. Bureau of the Census occupation (2010) and industry codes (NAICS 2007).

The numbers above are collapsed for convenience of display.

LABEL	VALUE	COUNT	PCT	PCT Excl. Reserve Codes
SUBTOTALS:		0	0.0%	n/a
RESERVED CODES:				
NOT AVAILABLE IN THIS RELEASE	X	4032	100.0%	n/a
TOTALS:		4032	100.0%	n/a

Variable: COPRES10 Type: Numeric

Label: PRESTIGE OF RESPONDENT'S PARTNER'S OCCUPATION

Notes:

The response categories have been collapsed for convenience of display.

COPRES10 is based on the 2010 Census occupation classification.

This standard prestige score is a simple mean value of ratings for each occupation category, converted to a scale of 0 (bottom) to 100 (top).

Please refer to GSS Methodological Report 124 for more information.

LABEL	VALUE	COUNT	PCT	PCT Excl. Reserve Codes
SUBTOTALS:		0	0.0%	n/a
RESERVED CODES:				
NOT AVAILABLE IN THIS RELEASE	X	4032	100.0%	n/a
TOTALS:		4032	100.0%	n/a

Replicating Core

Variable: COPRES105PLUS Type: Numeric

Label:
PARTNER'S OCCUPATIONAL PRESTIGE SCORE USING
THRESHOLD METHOD

Notes:

The response categories have been collapsed for convenience of display. COPRES105PLUS is based on the 2010 Census occupation classification. This prestige score is calculated using an alternative method, based on the percentage of ratings that is greater than or equal to a threshold

(rating five).

The effect of individual raters is also removed using hierarchical linear modeling (HLM).

Please refer to GSS Methodological Report 124 for more information.

LABEL	VALUE	COUNT	PCT	PCT Excl. Reserve Codes
SUBTOTALS:		0	0.0%	n/a
RESERVED CODES:				
NOT AVAILABLE IN THIS RELEASE	X	4032	100.0%	n/a
TOTALS:		4032	100.0%	n/a

Variable: COIND10 Type: Numeric

Label: RESPONDENT'S PARTNER'S INDUSTRY

Notes: COOCC10 and COIND10 are coded using the U.S. Bureau of the Census occupation (2010) and industry codes (NAICS 2007).

The numbers above are collapsed for convenience of display.

LABEL	VALUE	COUNT	PCT	PCT Excl. Reserve Codes
SUBTOTALS:		0	0.0%	n/a
RESERVED CODES:				
NOT AVAILABLE IN THIS RELEASE	X	4032	100.0%	n/a
TOTALS:		4032	100.0%	n/a

Replicating Core**Variable: COWRKSFLF Type: Numeric****Label: (Is/Was) (he/she) self-employed or (does/did) (he/she) work for someone else?****Notes:**

LABEL	VALUE	COUNT	PCT	PCT Excl. Reserve Codes
SUBTOTALS:		0	0.0%	n/a
RESERVED CODES:				
NOT AVAILABLE IN THIS RELEASE	X	4032	100.0%	n/a
TOTALS:		4032	100.0%	n/a

Variable: PAOCC10 Type: Numeric**Label: FATHER'S OCCUPATION****Notes: PAOCC10 and PAIND10 are coded using the U.S. Bureau of the Census occupation (2010) and industry codes (NAICS 2007).****The numbers above are collapsed for convenience of display.**

LABEL	VALUE	COUNT	PCT	PCT Excl. Reserve Codes
SUBTOTALS:		0	0.0%	n/a
RESERVED CODES:				
NOT AVAILABLE IN THIS RELEASE	X	4032	100.0%	n/a
TOTALS:		4032	100.0%	n/a

Variable: PAPRES10 Type: Numeric**Label: PRESTIGE OF RESPONDENT'S FATHER'S OCCUPATION****Notes:****The response categories have been collapsed for convenience of display.****PAPRES10 is based on the 2010 Census occupation classification.****This standard prestige score is a simple mean value of ratings for each occupation category, converted to a scale of 0 (bottom) to 100 (top).****Please refer to GSS Methodological Report 124 for more information.**

LABEL	VALUE	COUNT	PCT	PCT Excl. Reserve Codes
SUBTOTALS:		0	0.0%	n/a
RESERVED CODES:				
NOT AVAILABLE IN THIS RELEASE	X	4032	100.0%	n/a
TOTALS:		4032	100.0%	n/a

Replicating Core

Variable: PAPRES105PLUS Type: Numeric

Label:
FATHER'S OCCUPATIONAL PRESTIGE SCORE USING
THRESHOLD METHOD (2010)

Notes:

The response categories have been collapsed for convenience of display. PAPRES105PLUS is based on the 2010 Census occupation classification. This prestige score is calculated using an alternative method, based on the percentage of ratings that is greater than or equal to a threshold

(rating five).

The effect of individual raters is also removed using hierarchical linear modeling (HLM).

Please refer to GSS Methodological Report 124 for more information.

LABEL	VALUE	COUNT	PCT	PCT Excl. Reserve Codes
SUBTOTALS:		0	0.0%	n/a
RESERVED CODES:				
NOT AVAILABLE IN THIS RELEASE	X	4032	100.0%	n/a
TOTALS:		4032	100.0%	n/a

Variable: PAIND10 Type: Numeric

Label: FATHER'S INDUSTRY

Notes: PAOCC10 and PAIND10 are coded using the U.S. Bureau of the Census occupation (2010) and industry codes (NAICS 2007).

The numbers above are collapsed for convenience of display.

LABEL	VALUE	COUNT	PCT	PCT Excl. Reserve Codes
SUBTOTALS:		0	0.0%	n/a
RESERVED CODES:				
NOT AVAILABLE IN THIS RELEASE	X	4032	100.0%	n/a
TOTALS:		4032	100.0%	n/a

Replicating Core**Variable: PAWRKSLF Type: Numeric****Label: Was your
[father/stepfather/male relative you were living with when you were 16]
self-employed or did he work for someone else?****Notes:**

LABEL	VALUE	COUNT	PCT	PCT Excl. Reserve Codes
SUBTOTALS:		0	0.0%	n/a
RESERVED CODES:				
NOT AVAILABLE IN THIS RELEASE	X	4032	100.0%	n/a
TOTALS:		4032	100.0%	n/a

Variable: MAOCC10 Type: Numeric**Label: MOTHER'S OCCUPATION****Notes: MAOCC10 and MAIND10 are coded using the U.S.
Bureau of the Census occupation (2010) and industry codes
(NAICS 2007).****The numbers above are collapsed for convenience of display.**

LABEL	VALUE	COUNT	PCT	PCT Excl. Reserve Codes
SUBTOTALS:		0	0.0%	n/a
RESERVED CODES:				
NOT AVAILABLE IN THIS RELEASE	X	4032	100.0%	n/a
TOTALS:		4032	100.0%	n/a

Variable: MAPRES10 Type: Numeric**Label: PRESTIGE OF RESPONDENT'S MOTHER'S OCCUPATION****Notes:****The response categories have been collapsed for convenience of display.
MAPRES10 is based on the 2010 Census occupation classification.****This standard prestige score is a simple mean value of ratings for each
occupation category, converted to a scale of 0 (bottom) to 100
(top).****Please refer to GSS Methodological Report 124 for more information.**

LABEL	VALUE	COUNT	PCT	PCT Excl. Reserve Codes
SUBTOTALS:		0	0.0%	n/a
RESERVED CODES:				
NOT AVAILABLE IN THIS RELEASE	X	4032	100.0%	n/a
TOTALS:		4032	100.0%	n/a

Replicating Core**Variable: MAPRES105PLUS Type: Numeric****Label: MOTHERS OCCUPATIONAL PRESTIGE SCORE USING THRESHOLD METHOD****Notes:**

The response categories have been collapsed for convenience of display. MAPRES105PLUS is based on the 2010 Census occupation classification. This prestige score is calculated using an alternative method, based on the percentage of ratings that is greater than or equal to a threshold

(rating five).

The effect of individual raters is also removed using hierarchical linear modeling (HLM).

Please refer to GSS Methodological Report 124 for more information.

LABEL	VALUE	COUNT	PCT	PCT Excl. Reserve Codes
SUBTOTALS:		0	0.0%	n/a
RESERVED CODES:				
NOT AVAILABLE IN THIS RELEASE	X	4032	100.0%	n/a
TOTALS:		4032	100.0%	n/a

Variable: MAIND10 Type: Numeric**Label: MOTHER'S INDUSTRY CODE**

Notes: MAOCC10 and MAIND10 are coded using the U.S. Bureau of the Census occupation (2010) and industry codes (NAICS 2007).

The numbers above are collapsed for convenience of display.

LABEL	VALUE	COUNT	PCT	PCT Excl. Reserve Codes
SUBTOTALS:		0	0.0%	n/a
RESERVED CODES:				
NOT AVAILABLE IN THIS RELEASE	X	4032	100.0%	n/a
TOTALS:		4032	100.0%	n/a

Replicating Core**Variable: SIBS Type: Numeric****Label: How many brothers and sisters did you have?**

Please count those born alive, but no longer living, as well as those alive now. Also include stepbrothers and stepsisters, and children adopted by your parents.

Notes: If planning to perform trend analysis with this variable, please consult GSS Methodological Report No. 56.

The response categories have been collapsed for convenience of display.

LABEL	VALUE	COUNT	PCT	PCT Excl. Reserve Codes
SUBTOTALS:		0	0.0%	n/a
RESERVED CODES:				
NOT AVAILABLE IN THIS RELEASE	X	4032	100.0%	n/a
TOTALS:		4032	100.0%	n/a

Variable: CHILDS Type: Numeric**Label: How many children have you ever had?**

Please count all that were born alive at any time (including any you had from a previous marriage).

Notes:

LABEL	VALUE	COUNT	PCT	PCT Excl. Reserve Codes
SUBTOTALS:		0	0.0%	n/a
RESERVED CODES:				
NOT AVAILABLE IN THIS RELEASE	X	4032	100.0%	n/a
TOTALS:		4032	100.0%	n/a

Variable: AGE Type: Numeric**Label: RESPONDENT'S AGE**

Notes: Date of Birth has been recoded into actual age in AGE. The response categories have been collapsed for convenience of display.

LABEL	VALUE	COUNT	PCT	PCT Excl. Reserve Codes
10-19 YEARS OLD	18	18	0.4%	0.5%
20-29 YEARS OLD	20	388	9.6%	10.5%
30-39 YEARS OLD	30	648	16.1%	17.5%
40-49 YEARS OLD	40	600	14.9%	16.2%
50-59 YEARS OLD	50	639	15.8%	17.3%
60-69 YEARS OLD	60	728	18.1%	19.7%

*Replicating Core***Variable: AGE** Type: Numeric**Label: RESPONDENT'S AGE**

**Notes: Date of Birth has been recoded into actual age in AGE.
The response categories have been collapsed for convenience of display.**

LABEL	VALUE	COUNT	PCT	PCT Excl. Reserve Codes
70-79 YEARS OLD	70	495	12.3%	13.4%
80 YEARS OLD OR OVER	80	183	4.5%	4.9%
SUBTOTALS:		3699	91.7%	100.0%
RESERVED CODES:				
NO ANSWER	N	107	2.7%	n/a
NOT APPLICABLE	I	226	5.6%	n/a
TOTALS:		4032	100.0%	100.0%

Variable: AGEKDBRN Type: Numeric**Label: How old were you when your first child was born?**

**Notes: AGEKDBRN is coded in two digits.
The collapsed numbers are for convenience of display only.**

LABEL	VALUE	COUNT	PCT	PCT Excl. Reserve Codes
9-14 YEARS OLD	9	12	0.3%	0.4%
15-19 YEARS OLD	15	454	11.3%	16.2%
20-24 YEARS OLD	20	919	22.8%	32.8%
25-29 YEARS OLD	25	707	17.5%	25.2%
30-34 YEARS OLD	30	463	11.5%	16.5%
35-39 YEARS OLD	35	194	4.8%	6.9%
40-44 YEARS OLD	40	38	0.9%	1.4%
45-49 YEARS OLD	45	12	0.3%	0.4%
50-54 YEARS OLD	50	2	0.0%	0.1%
55 YEARS OLD AND HIGHER	57	2	0.0%	0.1%
SUBTOTALS:		2803	69.5%	100.0%
RESERVED CODES:				
NOT APPLICABLE	I	1212	30.1%	n/a
SKIPPED ON WEB	S	17	0.4%	n/a
TOTALS:		4032	100.0%	100.0%

Replicating Core

Variable: EDUC Type: Numeric

Label: RESPONDENT'S EDUCATION

Notes:

EDUC is recoded from a series of questions which can be found in the GSS Questionnaire.

Unweighted percentages for EDUC in the 2021 data reflect methodological changes due to the COVID-19 pandemic, when compared to earlier rounds of the GSS.

LABEL	VALUE	COUNT	PCT	PCT Excl. Reserve Codes
NO FORMAL SCHOOLING	0	9	0.2%	0.2%
1ST GRADE	1	1	0.0%	0.0%
2ND GRADE	2	2	0.0%	0.1%
3RD GRADE	3	3	0.1%	0.1%
4TH GRADE	4	1	0.0%	0.0%
5TH GRADE	5	2	0.0%	0.1%
6TH GRADE	6	15	0.4%	0.4%
7TH GRADE	7	5	0.1%	0.1%
8TH GRADE	8	25	0.6%	0.6%
9TH GRADE	9	32	0.8%	0.8%
10TH GRADE	10	52	1.3%	1.3%
11TH GRADE	11	83	2.1%	2.1%
12TH GRADE	12	829	20.6%	20.9%
1 YEAR OF COLLEGE	13	277	6.9%	7.0%
2 YEARS OF COLLEGE	14	542	13.4%	13.7%
3 YEARS OF COLLEGE	15	208	5.2%	5.2%
4 YEARS OF COLLEGE	16	942	23.4%	23.8%
5 YEARS OF COLLEGE	17	258	6.4%	6.5%
6 YEARS OF COLLEGE	18	351	8.7%	8.9%
7 YEARS OF COLLEGE	19	113	2.8%	2.8%
8 YEARS OF COLLEGE	20	216	5.4%	5.4%
SUBTOTALS:		3966	98.4%	100.0%
RESERVED CODES:				
DON'T KNOW	D	18	0.4%	n/a
NO ANSWER	N	48	1.2%	n/a
TOTALS:		4032	100.0%	100.0%

Replicating Core

Variable: PAEDUC Type: Numeric

Label:

What is the highest grade in elementary school or high school that your father finished and got credit for?

Notes:

PAEDUC is recoded from a series of questions which can be found in the GSS Questionnaire.

Unweighted percentages for PAEDUC in the 2021 data reflect methodological changes due to the COVID-19 pandemic, when compared to earlier rounds of the GSS.

LABEL	VALUE	COUNT	PCT	PCT Excl. Reserve Codes
SUBTOTALS:		0	0.0%	n/a
RESERVED CODES:				
NOT AVAILABLE IN THIS RELEASE	X	4032	100.0%	n/a
TOTALS:		4032	100.0%	n/a

Variable: MAEDUC Type: Numeric

Label:

What is the highest grade in elementary school or high school that your mother finished and got credit for?

Notes:

MAEDUC is recoded from a series of questions which can be found in the GSS Questionnaire.

Unweighted percentages for MAEDUC in the 2021 data reflect methodological changes due to the COVID-19 pandemic, when compared to earlier rounds of the GSS.

LABEL	VALUE	COUNT	PCT	PCT Excl. Reserve Codes
SUBTOTALS:		0	0.0%	n/a
RESERVED CODES:				
NOT AVAILABLE IN THIS RELEASE	X	4032	100.0%	n/a
TOTALS:		4032	100.0%	n/a

Replicating Core**Variable: SPEDUC Type: Numeric****Label:**

What is the highest grade in elementary school or high school that your [husband/wife] finished and got credit for?

Notes:

SPEDUC is recoded from a series of questions which can be found in the GSS Questionnaire.

Unweighted percentages for SPEDUC in the 2021 data reflect methodological changes due to the COVID-19 pandemic, when compared to earlier rounds of the GSS.

LABEL	VALUE	COUNT	PCT	PCT Excl. Reserve Codes
SUBTOTALS:		0	0.0%	n/a
RESERVED CODES:				
NOT AVAILABLE IN THIS RELEASE	X	4032	100.0%	n/a
TOTALS:		4032	100.0%	n/a

Variable: COEDUC Type: Numeric**Label:**

What is the highest grade in elementary school or high school that your partner finished and got credit for?

Notes:

COEDUC is recoded from a series of questions which can be found in the GSS Questionnaire.

Unweighted percentages for COEDUC in the 2021 data reflect methodological changes due to the COVID-19 pandemic, when compared to earlier rounds of the GSS.

LABEL	VALUE	COUNT	PCT	PCT Excl. Reserve Codes
SUBTOTALS:		0	0.0%	n/a
RESERVED CODES:				
NOT AVAILABLE IN THIS RELEASE	X	4032	100.0%	n/a
TOTALS:		4032	100.0%	n/a

Replicating Core**Variable: DEGREE** Type: Numeric**Label: RESPONDENT'S DEGREE****Notes:**

DEGREE is recoded from a series of questions which can be found in the GSS Questionnaire.

Unweighted percentages for **DEGREE** in the 2021 data reflect methodological changes due to the COVID-19 pandemic, when compared to earlier rounds of the GSS.

LABEL	VALUE	COUNT	PCT	PCT Excl. Reserve Codes
LESS THAN HIGH SCHOOL	0	246	6.1%	6.1%
HIGH SCHOOL	1	1597	39.6%	39.8%
ASSOCIATE/JUNIOR COLLEGE	2	370	9.2%	9.2%
BACHELORS	3	1036	25.7%	25.8%
GRADUATE	4	760	18.8%	19.0%
SUBTOTALS:		4009	99.4%	100.0%
RESERVED CODES:				
DON'T KNOW	D	14	0.3%	n/a
SKIPPED ON WEB	S	9	0.2%	n/a
TOTALS:		4032	100.0%	100.0%

Variable: PADEG Type: Numeric**Label: RESPONDENT'S FATHER'S
(SUBSTITUTE FATHER'S) DEGREE****Notes:**

PADEG is recoded from a series of questions which can be found in the GSS Questionnaire.

Unweighted percentages for **PADEG** in the 2021 data reflect methodological changes due to the COVID-19 pandemic, when compared to earlier rounds of the GSS.

LABEL	VALUE	COUNT	PCT	PCT Excl. Reserve Codes
SUBTOTALS:		0	0.0%	n/a
RESERVED CODES:				
NOT AVAILABLE IN THIS RELEASE	X	4032	100.0%	n/a
TOTALS:		4032	100.0%	n/a

Replicating Core

Variable: MADEG Type: Numeric

Label: RESPONDENT'S MOTHER'S
(SUBSTITUTE MOTHER'S) DEGREE

Notes:

MADEG is recoded from a series of questions which can be found in the GSS Questionnaire.

Unweighted percentages for MADEG in the 2021 data reflect methodological changes due to the COVID-19 pandemic, when compared to earlier rounds of the GSS.

LABEL	VALUE	COUNT	PCT	PCT Excl. Reserve Codes
SUBTOTALS:		0	0.0%	n/a
RESERVED CODES:				
NOT AVAILABLE IN THIS RELEASE	X	4032	100.0%	n/a
TOTALS:		4032	100.0%	n/a

Variable: SPDEG Type: Numeric

Label: RESPONDENT'S SPOUSE'S DEGREE

Notes:

SPDEG is recoded from a series of questions which can be found in the GSS Questionnaire.

Unweighted percentages for SPDEG in the 2021 data reflect methodological changes due to the COVID-19 pandemic, when compared to earlier rounds of the GSS.

LABEL	VALUE	COUNT	PCT	PCT Excl. Reserve Codes
SUBTOTALS:		0	0.0%	n/a
RESERVED CODES:				
NOT AVAILABLE IN THIS RELEASE	X	4032	100.0%	n/a
TOTALS:		4032	100.0%	n/a

Replicating Core**Variable: CODEG Type: Numeric****Label: RESPONDENT'S PARTNER'S DEGREE****Notes:**

CODEG is recoded from a series of questions which can be found in the GSS Questionnaire.

Unweighted percentages for CODEG in the 2021 data reflect methodological changes due to the COVID-19 pandemic, when compared to earlier rounds of the GSS.

LABEL	VALUE	COUNT	PCT	PCT Excl. Reserve Codes
SUBTOTALS:		0	0.0%	n/a
RESERVED CODES:				
NOT AVAILABLE IN THIS RELEASE	X	4032	100.0%	n/a
TOTALS:		4032	100.0%	n/a

Variable: SEX Type: Numeric**Label: CODE RESPONDENT'S SEX**

Notes: Prior to 2021, SEX was interviewer coded. In 2021, SEX is a composite of SEXBIRTH1 and SEXNOW1 See GSS Methodological Report No. 9.

If planning to perform trend analysis with this variable, please consult GSS Methodological Report No. 56.

LABEL	VALUE	COUNT	PCT	PCT Excl. Reserve Codes
MALE	1	1736	43.1%	44.1%
FEMALE	2	2204	54.7%	55.9%
SUBTOTALS:		3940	97.7%	100.0%
RESERVED CODES:				
NO ANSWER	N	71	1.8%	n/a
NOT APPLICABLE	I	19	0.5%	n/a
SKIPPED ON WEB	S	2	0.0%	n/a
TOTALS:		4032	100.0%	100.0%

Replicating Core

Variable: RACE Type: Numeric

Label: What race do you consider yourself?

RECORD VERBATIM AND CODE.

CODE WITHOUT ASKING ONLY IF THERE IS NO DOUBT IN YOUR MIND.

Notes: Prior to 2021, interviewer coded, except when asked per instructions.

If planning to perform trend analysis with this variable, please consult GSS Methodological Report No. 56.

RACE was replaced with RACECEN1,2,3 in 2002, but imputed for trend analysis. I

LABEL	VALUE	COUNT	PCT	PCT Excl. Reserve Codes
SUBTOTALS:		0	0.0%	n/a
RESERVED CODES:				
NOT AVAILABLE IN THIS RELEASE	X	4032	100.0%	n/a
TOTALS:		4032	100.0%	n/a

Variable: RES16 Type: Numeric

Label:

Which of the categories on this card comes closest to the type of place you were living in when you were 16 years old?

Notes: Showcard A1 contained responses for Punches 1 to 6.

LABEL	VALUE	COUNT	PCT	PCT Excl. Reserve Codes
SUBTOTALS:		0	0.0%	n/a
RESERVED CODES:				
NOT AVAILABLE IN THIS RELEASE	X	4032	100.0%	n/a
TOTALS:		4032	100.0%	n/a

Replicating Core

Variable: REG16 Type: Numeric

Label:

In what state or foreign country were you living when you were 16 years old?

Notes: New England = Maine, Vermont, New Hampshire, Massachusetts, Connecticut, Rhode Island Middle Atlantic = New York, New Jersey, Pennsylvania East North Central = Wisconsin, Illinois, Indiana, Michigan, Ohio West North Central = Minnesota, Iowa, Missouri, North Dakota, South Dakota, Nebraska, Kansas South Atlantic = Delaware, Maryland, West Virginia, Virginia, North Carolina, South Carolina, Georgia, Florida, District of Columbia East South Central = Kentucky, Tennessee, Alabama, Mississippi West South Central = Arkansas, Oklahoma, Louisiana, Texas Mountain = Montana, Idaho, Wyoming, Nevada, Utah, Colorado, Arizona, New Mexico Pacific = Washington, Oregon, California, Alaska, Hawaii

LABEL	VALUE	COUNT	PCT	PCT Excl. Reserve Codes
SUBTOTALS:		0	0.0%	n/a
RESERVED CODES:				
NOT AVAILABLE IN THIS RELEASE	X	4032	100.0%	n/a
TOTALS:		4032	100.0%	n/a

Variable: MOBILE16 Type: Numeric

Label: When you were 16 years old, were you living in this same (city/town/county)?**Notes:**

LABEL	VALUE	COUNT	PCT	PCT Excl. Reserve Codes
SUBTOTALS:		0	0.0%	n/a
RESERVED CODES:				
NOT AVAILABLE IN THIS RELEASE	X	4032	100.0%	n/a
TOTALS:		4032	100.0%	n/a

Replicating Core**Variable: FAMILY16 Type: Numeric****Label:****Were you living with both your own mother and father around the time you were 16?****Notes:**

LABEL	VALUE	COUNT	PCT	PCT Excl. Reserve Codes
SUBTOTALS:		0	0.0%	n/a
RESERVED CODES:				
NOT AVAILABLE IN THIS RELEASE	X	4032	100.0%	n/a
TOTALS:		4032	100.0%	n/a

Variable: FAMILY16Y Type: Numeric**Label: With whom were you living around that time?****Notes:**

LABEL	VALUE	COUNT	PCT	PCT Excl. Reserve Codes
SUBTOTALS:		0	0.0%	n/a
RESERVED CODES:				
NOT AVAILABLE IN THIS RELEASE	X	4032	100.0%	n/a
TOTALS:		4032	100.0%	n/a

Variable: MAWRKGRW Type: Numeric**Label: Did your mother ever work for pay for as long as a year, while you were growing up?****Notes:**

LABEL	VALUE	COUNT	PCT	PCT Excl. Reserve Codes
SUBTOTALS:		0	0.0%	n/a
RESERVED CODES:				
NOT AVAILABLE IN THIS RELEASE	X	4032	100.0%	n/a
TOTALS:		4032	100.0%	n/a

Replicating Core

Variable: INCOM16 Type: Numeric

Label: Thinking about the time when you were 16 years old, compared with American families in general then, would you say your family income was: far below average, below average, average, above average, or far above average? (PROBE: Just your best guess.)

Notes:

LABEL	VALUE	COUNT	PCT	PCT Excl. Reserve Codes
FAR BELOW AVERAGE	1	421	10.4%	11.0%
BELOW AVERAGE	2	1013	25.1%	26.5%
AVERAGE	3	1625	40.3%	42.5%
ABOVE AVERAGE	4	679	16.8%	17.7%
FAR ABOVE AVERAGE	5	88	2.2%	2.3%
SUBTOTALS:		3826	94.9%	100.0%
RESERVED CODES:				
DON'T KNOW	D	119	3.0%	n/a
NOT APPLICABLE	I	71	1.8%	n/a
SKIPPED ON WEB	S	16	0.4%	n/a
TOTALS:		4032	100.0%	100.0%

Variable: BORN Type: Numeric

Label: Were you born in this country?

Notes:

LABEL	VALUE	COUNT	PCT	PCT Excl. Reserve Codes
YES	1	3516	87.2%	88.8%
NO	2	444	11.0%	11.2%
SUBTOTALS:		3960	98.2%	100.0%
RESERVED CODES:				
DON'T KNOW	D	16	0.4%	n/a
NOT APPLICABLE	I	47	1.2%	n/a
SKIPPED ON WEB	S	9	0.2%	n/a
TOTALS:		4032	100.0%	100.0%

Replicating Core**Variable: MABORN** Type: Numeric

Label: Was
 (your mother/ your stepmother/
 the female relative you were living with at 16) born in this country?

Notes:

LABEL	VALUE	COUNT	PCT	PCT Excl. Reserve Codes
SUBTOTALS:		0	0.0%	n/a
RESERVED CODES:				
NOT AVAILABLE IN THIS RELEASE	X	4032	100.0%	n/a
TOTALS:		4032	100.0%	n/a

Variable: PABORN Type: Numeric

Label: Was
 (your father/ your stepfather/ the male relative you were living with at 16)
 born in this country?

Notes:

LABEL	VALUE	COUNT	PCT	PCT Excl. Reserve Codes
SUBTOTALS:		0	0.0%	n/a
RESERVED CODES:				
NOT AVAILABLE IN THIS RELEASE	X	4032	100.0%	n/a
TOTALS:		4032	100.0%	n/a

Variable: GRANBORN Type: Numeric

Label:
 (Were all of your four grandparents born in this
 country?...) **IF NO:**
 how many were born outside the United States?

Notes:

LABEL	VALUE	COUNT	PCT	PCT Excl. Reserve Codes
NONE	0	2379	59.0%	65.5%
ONE	1	220	5.5%	6.1%
TWO	2	350	8.7%	9.6%
THREE	3	99	2.5%	2.7%
FOUR	4	585	14.5%	16.1%
SUBTOTALS:		3633	90.1%	100.0%
RESERVED CODES:				

Replicating Core**Variable: GRANBORN Type: Numeric**

Label:
 (Were all of your four grandparents born in this country?...)
 IF NO:
 how many were born outside the United States?

Notes:

LABEL	VALUE	COUNT	PCT	PCT Excl. Reserve Codes
DON'T KNOW	D	108	2.7%	n/a
NO ANSWER	N	62	1.5%	n/a
NOT APPLICABLE	I	216	5.4%	n/a
SKIPPED ON WEB	S	13	0.3%	n/a
TOTALS:		4032	100.0%	100.0%

Variable: HOMPOP Type: Numeric

Label: Household Size and Composition
 (see Appendix D: Recodes, for information about these variables)

Notes: There are no households with no identifiable members.

LABEL	VALUE	COUNT	PCT	PCT Excl. Reserve Codes
SUBTOTALS:		0	0.0%	n/a
RESERVED CODES:				
NOT AVAILABLE IN THIS RELEASE	X	4032	100.0%	n/a
TOTALS:		4032	100.0%	n/a

Variable: BABIES Type: Numeric**Label: NUMBER OF MEMBERS UNDER 6 YEARS OF AGE.****Notes:**

LABEL	VALUE	COUNT	PCT	PCT Excl. Reserve Codes
SUBTOTALS:		0	0.0%	n/a
RESERVED CODES:				
NOT AVAILABLE IN THIS RELEASE	X	4032	100.0%	n/a
TOTALS:		4032	100.0%	n/a

Replicating Core**Variable: TEENS Type: Numeric****Label: NUMBER OF MEMBERS 13 TO 17 YEARS OLD. 13-17 YEARS****Notes:**

LABEL	VALUE	COUNT	PCT	PCT Excl. Reserve Codes
SUBTOTALS:		0	0.0%	n/a
RESERVED CODES:				
NOT AVAILABLE IN THIS RELEASE	X	4032	100.0%	n/a
TOTALS:		4032	100.0%	n/a

Variable: ADULTS Type: Numeric**Label: NUMBER OF MEMBERS OVER 17 YEARS OLD. 18+ YEARS****Notes: If planning to perform trend analysis with this variable, please consult GSS Methodological Report No. 56.****ADULTS is used to construct WTSS, WTSSALL and WTSSNR.**

LABEL	VALUE	COUNT	PCT	PCT Excl. Reserve Codes
SUBTOTALS:		0	0.0%	n/a
RESERVED CODES:				
NOT AVAILABLE IN THIS RELEASE	X	4032	100.0%	n/a
TOTALS:		4032	100.0%	n/a

Variable: UNRELAT Type: Numeric**Label:****(Is everyone in the household related to you in some way?...) IF NO:
How many persons in the household are not related to you in any way?****Notes:**

LABEL	VALUE	COUNT	PCT	PCT Excl. Reserve Codes
SUBTOTALS:		0	0.0%	n/a
RESERVED CODES:				
NOT AVAILABLE IN THIS RELEASE	X	4032	100.0%	n/a
TOTALS:		4032	100.0%	n/a

Replicating Core**Variable: EARNRS** Type: Numeric**Label:**

Just thinking about your family now--those people in the household who are related to you . . . How many persons in the family, including yourself, earned any money last year - [the previous year] - from any job or employment?

Notes:

LABEL	VALUE	COUNT	PCT	PCT Excl. Reserve Codes
SUBTOTALS:		0	0.0%	n/a
RESERVED CODES:				
NOT AVAILABLE IN THIS RELEASE	X	4032	100.0%	n/a
TOTALS:		4032	100.0%	n/a

Variable: INCOME Type: Numeric**Label:**

In which of these groups did your total family income, from all sources, fall last year before taxes, that is?

Notes:

Showcard D contained responses for Punches 01-12 only. INCOME is coded from the most up-to-date income variable in the given round of the GSS, currently INCOME16.

If planning to perform trend analysis with this variable, please consult GSS Methodological

LABEL	VALUE	COUNT	PCT	PCT Excl. Reserve Codes
UNDER \$1,000	1	79	2.0%	2.5%
\$1,000 TO \$2,999	2	53	1.3%	1.7%
\$3,000 TO \$3,999	3	22	0.5%	0.7%
\$4,000 TO \$4,999	4	11	0.3%	0.4%
\$5,000 TO \$5,999	5	21	0.5%	0.7%
\$6,000 TO \$6,999	6	12	0.3%	0.4%
\$7,000 TO \$7,999	7	19	0.5%	0.6%
\$8,000 TO \$9,999	8	56	1.4%	1.8%
\$10,000 TO \$14,999	9	167	4.1%	5.3%
\$15,000 TO \$19,999	10	136	3.4%	4.3%
\$20,000 TO \$24,999	11	147	3.6%	4.7%
\$25,000 OR MORE	12	2418	60.0%	77.0%
SUBTOTALS:		3141	77.9%	100.0%
RESERVED CODES:				

Replicating Core**Variable: INCOME** Type: Numeric**Label:****In which of these groups did your total family income, from all sources, fall last year before taxes, that is?****Notes:****Showcard D contained responses for Punches 01-12 only.****INCOME is coded from the most up-to-date income variable in the given round of the GSS, currently INCOME16.****If planning to perform trend analysis with this variable, please consult GSS Methodological**

LABEL	VALUE	COUNT	PCT	PCT Excl. Reserve Codes
NOT APPLICABLE	I	335	8.3%	n/a
SKIPPED ON WEB	S	108	2.7%	n/a
REFUSED	13	448	11.1%	n/a
TOTALS:		4032	100.0%	100.0%

Variable: RINCOME Type: Numeric**Label: Did you earn any income from****[OCCUPATION DESCRIBED IN OCC-INDUSTRY] in 2019?****Notes: Showcard D contained responses for Punches 01-12 only.****INCOME is coded from the most up-to-date income variable in the given round of the GSS, currently RINCOME16.****If planning to perform trend analysis with this variable, please consult GSS Methodological**

LABEL	VALUE	COUNT	PCT	PCT Excl. Reserve Codes
SUBTOTALS:		0	0.0%	n/a
RESERVED CODES:				
NOT AVAILABLE IN THIS RELEASE	X	4032	100.0%	n/a
TOTALS:		4032	100.0%	n/a

Replicating Core

Variable: REALINC Type: Numeric				
Label: Family income in 1972-2006 surveys in constant dollars (base=1986)				
Notes:				
LABEL	VALUE	COUNT	PCT	PCT Excl. Reserve Codes
UNDER \$1000	218	114	2.8%	3.2%
\$1000-1,999	1526	30	0.7%	0.9%
\$2000-2,999	2398	29	0.7%	0.8%
\$3000-3,999	3270	72	1.8%	2.1%
\$4000-4,999	4905	87	2.2%	2.5%
\$5000-5,999	5995	80	2.0%	2.3%
\$7000-7,999	7085	74	1.8%	2.1%
\$8000-8,999	8175	66	1.6%	1.9%
\$9000-9,999	9265	80	2.0%	2.3%
\$10000-1,0999	10355	69	1.7%	2.0%
\$11000-1,1999	11990	131	3.2%	3.7%
\$12000-1,4999	14170	155	3.8%	4.4%
\$15000-1,9999	16350	402	10.0%	11.5%
\$20000-2,4999	23980	253	6.3%	7.2%
\$25000-2,9999	29430	367	9.1%	10.5%
\$30000-3,9999	35970	314	7.8%	8.9%
\$40000-4,9999	43600	326	8.1%	9.3%
\$50000-5,4999	52320	488	12.1%	13.9%
\$100000-999999	144835.4286	372	9.2%	10.6%
SUBTOTALS:		3509	87.0%	100.0%
RESERVED CODES:				
NOT APPLICABLE	I	523	13.0%	n/a
TOTALS:		4032	100.0%	100.0%

*Replicating Core***Variable: INCOME16** Type: Numeric**Label:****In which of these groups did your total family income, from all sources, fall last year? That is, before taxes.****Notes: Showcard A20 reads:****Total income includes interest or dividends, rent, Social Security, other pension, alimony or child support, unemployment compensation, public aid (welfare), armed forces or veteran's allotment.****INCOME16 was most recently updated in 2016.**

LABEL	VALUE	COUNT	PCT	PCT Excl. Reserve Codes
UNDER \$1,000	1	64	1.6%	1.8%
\$1,000 TO \$2,999	2	50	1.2%	1.4%
\$3,000 TO \$3,999	3	19	0.5%	0.5%
\$4,000 TO \$4,999	4	11	0.3%	0.3%
\$5,000 TO \$5,999	5	17	0.4%	0.5%
\$6,000 TO \$6,999	6	12	0.3%	0.3%
\$7,000 TO \$7,999	7	18	0.4%	0.5%
\$8,000 TO \$9,999	8	54	1.3%	1.5%
\$10,000 TO \$12,499	9	87	2.2%	2.5%
\$12,500 TO \$14,999	10	80	2.0%	2.3%
\$15,000 TO \$17,499	11	74	1.8%	2.1%
\$17,500 TO \$19,999	12	66	1.6%	1.9%
\$20,000 TO \$22,499	13	80	2.0%	2.3%
\$22,500 TO \$24,999	14	69	1.7%	2.0%
\$25,000 TO \$29,999	15	131	3.2%	3.7%
\$30,000 TO \$34,999	16	155	3.8%	4.4%
\$35,000 TO \$39,999	17	136	3.4%	3.9%
\$40,000 TO \$49,999	18	266	6.6%	7.6%
\$50,000 TO \$59,999	19	253	6.3%	7.2%
\$60,000 TO \$74,999	20	367	9.1%	10.5%
\$75,000 TO \$89,999	21	314	7.8%	8.9%
\$90,000 TO \$109,999	22	326	8.1%	9.3%
\$110,000 TO \$129,999	23	207	5.1%	5.9%
\$130,000 TO \$149,999	24	141	3.5%	4.0%
\$150,000 TO \$169,999	25	140	3.5%	4.0%
\$170,000 OR OVER	26	372	9.2%	10.6%
SUBTOTALS:		3509	87.0%	100.0%

Replicating Core

Variable: INCOME16 Type: Numeric

Label:

In which of these groups did your total family income, from all sources, fall last year? That is, before taxes.

Notes: Showcard A20 reads:

Total income includes interest or dividends, rent, Social Security, other pension, alimony or child support, unemployment compensation, public aid (welfare), armed forces or veteran's allotment. INCOME16 was most recently updated in 2016.

LABEL	VALUE	COUNT	PCT	PCT Excl. Reserve Codes
RESERVED CODES:				
DON'T KNOW	D	335	8.3%	n/a
SKIPPED ON WEB	S	108	2.7%	n/a
REFUSED	27	80	2.0%	n/a
TOTALS:		4032	100.0%	100.0%

Variable: RINCOM16 Type: Numeric

Label: In which of these groups did your earnings from (OCC), from all sources for 2019 fall? That is, before taxes or other deductions.

Notes: Showcard A20 reads: Total income includes interest or dividends, rent, Social Security, other pension, alimony or child support, unemployment compensation, public aid (welfare), armed forces or veteran's allotment. RINCOME16 was most recently updated in 2016.

LABEL	VALUE	COUNT	PCT	PCT Excl. Reserve Codes
SUBTOTALS:		0	0.0%	n/a
RESERVED CODES:				
NOT AVAILABLE IN THIS RELEASE	X	4032	100.0%	n/a
TOTALS:		4032	100.0%	n/a

Replicating Core**Variable: REALRINC Type: Numeric****Label: Respondent's income on 1972-2006 surveys in constant dollars
(base = 1986)****Notes: Income variables****(INCOME, RINCOM77, RINCOM82, RINCOM86, RINCOM91,
RINCOM98, RINCOM06)****are recoded in six-digit numbers and converted to 1986 dollars.****The collapsed numbers above are for convenience of display only.****Since this variable is based on categorical data, income is not continuous,
but based on categorical mid-points and imputations.****For details see GSS Methodological Report No. 64.**

LABEL	VALUE	COUNT	PCT	PCT Excl. Reserve Codes
SUBTOTALS:		0	0.0%	n/a
RESERVED CODES:				
NOT AVAILABLE IN THIS RELEASE	X	4032	100.0%	n/a
TOTALS:		4032	100.0%	n/a

Variable: CONINC Type: Numeric**Label: Inflation-adjusted family income.****Notes: Income variables****(INCOME72, INCOME, INCOME77, INCOME82,
INCOME86, INCOME91)****are recoded in six-digit numbers and converted to 2000
dollars.****The collapsed numbers above are for convenience of display****only. Since this variable is based on categorical data,****income is not continuous,****but based on categorical mid-points and imputations.****For details see GSS Methodological Report No. 101.**

LABEL	VALUE	COUNT	PCT	PCT Excl. Reserve Codes
\$1-999	336	64	1.6%	1.8%
\$1,000-1,999	1344	50	1.2%	1.4%
\$2,000-2,999	2352	19	0.5%	0.5%
\$3,000-3,999	3024	28	0.7%	0.8%
\$4,000-4,999	4368	12	0.3%	0.3%
\$5,000-5,999	5040	18	0.4%	0.5%
\$6,000-6,999	6048	54	1.3%	1.5%
\$7,000-7,999	7560	87	2.2%	2.5%
\$9,000-9,999	9240	80	2.0%	2.3%
\$10,000-10,999	10920	74	1.8%	2.1%

Replicating Core**Variable: CONINC Type: Numeric****Label: Inflation-adjusted family income.**

Notes: Income variables (INCOME72, INCOME, INCOME77, INCOME82, INCOME86, INCOME91) are recoded in six-digit numbers and converted to 2000 dollars.

The collapsed numbers above are for convenience of display only. Since this variable is based on categorical data, income is not continuous, but based on categorical mid-points and imputations. For details see GSS Methodological Report No. 101.

LABEL	VALUE	COUNT	PCT	PCT Excl. Reserve Codes
\$12,000-14,999	12600	146	3.6%	4.2%
\$15,000-19,999	15960	200	5.0%	5.7%
\$20,000-24,999	21840	155	3.8%	4.4%
\$25,000-29,999	25200	136	3.4%	3.9%
\$30,000-39,999	30240	519	12.9%	14.8%
\$40,000-49,999	45360	367	9.1%	10.5%
\$50,000-74,999	55440	640	15.9%	18.2%
\$75,000-99,999	80640	348	8.6%	9.9%
\$100,000-999,999	107520	512	12.7%	14.6%
SUBTOTALS:		3509	87.0%	100.0%
RESERVED CODES:				
NOT APPLICABLE	I	523	13.0%	n/a
TOTALS:		4032	100.0%	100.0%

Replicating CoreVariable: **CONRINC** Type: **Numeric**Label: **Inflation-adjusted personal income.**Notes: **Income variables****(INCOME, RINCOM77, RINCOM82, RINCOM86, RINCOM91)**
are recoded in six-digit numbers and converted to 2000 dollars.**The collapsed numbers above are for convenience of display only.****Since this variable is based on categorical data, income is not continuous,**
but based on categorical mid-points and imputations.**For details see GSS Methodological Report No. 101.**

LABEL	VALUE	COUNT	PCT	PCT Excl. Reserve Codes
SUBTOTALS:		0	0.0%	n/a
RESERVED CODES:				
NOT AVAILABLE IN THIS RELEASE	X	4032	100.0%	n/a
TOTALS:		4032	100.0%	n/a

Variable: **REGION** Type: **Numeric**Label: **REGION OF INTERVIEW**

Notes: New England = Maine, Vermont, New Hampshire, Massachusetts, Connecticut, Rhode Island Middle Atlantic = New York, New Jersey, Pennsylvania East North Central = Wisconsin, Illinois, Indiana, Michigan, Ohio West North Central = Minnesota, Iowa, Missouri, North Dakota, South Dakota, Nebraska, Kansas South Atlantic = Delaware, Maryland, West Virginia, Virginia, North Carolina, South Carolina, Georgia, Florida, District of Columbia East South Central = Kentucky, Tennessee, Alabama, Mississippi West South Central = Arkansas, Oklahoma, Louisiana, Texas Mountain = Montana, Idaho, Wyoming, Nevada, Utah, Colorado, Arizona, New Mexico Pacific = Washington, Oregon, California, Alaska, Hawaii

LABEL	VALUE	COUNT	PCT	PCT Excl. Reserve Codes
SUBTOTALS:		0	0.0%	n/a
RESERVED CODES:				
NOT AVAILABLE IN THIS RELEASE	X	4032	100.0%	n/a
TOTALS:		4032	100.0%	n/a

Replicating Core

Variable: XNORCSIZ Type: Numeric				
Label: NORC SIZE OF PLACE				
Notes:				
				PCT Excl. Reserve Codes
LABEL	VALUE	COUNT	PCT	
SUBTOTALS:		0	0.0%	n/a
RESERVED CODES:				
NOT AVAILABLE IN THIS RELEASE	X	4032	100.0%	n/a
TOTALS:		4032	100.0%	n/a

Variable: SRCBELT Type: Numeric				
Label: SRC (SURVEY RESEARCH CENTER, UNIVERSITY OF MICHIGAN) NEW BELT CODE				
Notes: See GSS Methodological Report NO. 4. In 2000, the Census adopted the concept of 'Principal Cities' to replace 'Central Cities.'				
				PCT Excl. Reserve Codes
LABEL	VALUE	COUNT	PCT	
SUBTOTALS:		0	0.0%	n/a
RESERVED CODES:				
NOT AVAILABLE IN THIS RELEASE	X	4032	100.0%	n/a
TOTALS:		4032	100.0%	n/a

Replicating Core**Variable: SIZE** Type: Numeric**Label:****SIZE OF PLACE:** . Size of place in thousands is a 4 digit code which provides actual size of place of interview.

Remember when using this code to add 3 zeros.

Listed below are the frequencies for gross population categories.

Notes:

This code is the population to the nearest 1,000 of the smallest civil division listed by the U.S. Census

(city, town, other incorporated area over 1,000 in population, township, division, etc.) which encompasses the segment.

If a segment falls into more than one locality, the following rules apply in determining the locality for which the rounded population figure is coded.

If the predominance of the listings for any segment are in one of the localities, the rounded population of that locality is coded.

If the listings are distributed equally over localities in the segment, and the localities are all cities, towns, or villages, the rounded population of the larger city or town is coded.

The same is true if the localities are all rural townships or divisions.

If the listings are distributed equally over localities in the segment and the localities include a town or village and a rural township or division, the rounded population of the town or village is coded.

The source of the data is the 1970 U.S. Census p

LABEL	VALUE	COUNT	PCT	PCT Excl. Reserve Codes
SUBTOTALS:		0	0.0%	n/a
RESERVED CODES:				
NOT AVAILABLE IN THIS RELEASE	X	4032	100.0%	n/a
TOTALS:		4032	100.0%	n/a

Variable: PARTYID Type: Numeric**Label:** Generally speaking, do you usually think of yourself as a Republican, Democrat, Independent, or what?**Notes:** If planning to perform trend analysis with this variable, please consult GSS Methodological Report No. 56.

LABEL	VALUE	COUNT	PCT	PCT Excl. Reserve Codes
STRONG DEMOCRAT	0	822	20.4%	20.6%
NOT VERY STRONG DEMOCRAT	1	541	13.4%	13.5%
INDEPENDENT, CLOSE TO DEMOCRAT	2	471	11.7%	11.8%
INDEPENDENT (NEITHER, NO RESPONSE)	3	817	20.3%	20.4%
INDEPENDENT, CLOSE TO REPUBLICAN	4	327	8.1%	8.2%
NOT VERY STRONG REPUBLICAN	5	384	9.5%	9.6%
STRONG REPUBLICAN	6	524	13.0%	13.1%

Replicating Core**Variable: PARTYID** Type: Numeric**Label: Generally speaking, do you usually think of yourself as a Republican, Democrat, Independent, or what?****Notes: If planning to perform trend analysis with this variable, please consult GSS Methodological Report No. 56.**

LABEL	VALUE	COUNT	PCT	PCT Excl. Reserve Codes
OTHER PARTY	7	114	2.8%	2.9%
SUBTOTALS:		4000	99.2%	100.0%
RESERVED CODES:				
NO ANSWER	N	32	0.8%	n/a
TOTALS:		4032	100.0%	100.0%

Variable: VOTE16 Type: Numeric**Label: In 2016, you remember that Hillary Clinton ran for President on the Democratic ticket against Donald Trump for the Republicans.****Do you remember for sure whether or not you voted in that election?****Notes:**

LABEL	VALUE	COUNT	PCT	PCT Excl. Reserve Codes
VOTED	1	2886	71.6%	77.9%
DID NOT VOTE	2	596	14.8%	16.1%
INELIGIBLE	3	221	5.5%	6.0%
SUBTOTALS:		3703	91.8%	100.0%
RESERVED CODES:				
DON'T KNOW	D	80	2.0%	n/a
NO ANSWER	N	244	6.1%	n/a
SKIPPED ON WEB	S	5	0.1%	n/a
TOTALS:		4032	100.0%	100.0%

*Replicating Core***Variable: PRES16** Type: Numeric**Label: Did you vote for Hillary Clinton or Donald Trump?****Notes:**

LABEL	VALUE	COUNT	PCT	PCT Excl. Reserve Codes
CLINTON	1	1509	37.4%	54.6%
TRUMP	2	1037	25.7%	37.5%
OTHER CANDIDATE (PLEASE SPECIFY)	3	169	4.2%	6.1%
DIDN'T VOTE FOR PRESIDENT	4	49	1.2%	1.8%
SUBTOTALS:		2764	68.6%	100.0%
RESERVED CODES:				
DON'T KNOW/CAN'T REMEMBER	D	77	1.9%	n/a
NO ANSWER	N	250	6.2%	n/a
NOT APPLICABLE	I	902	22.4%	n/a
SKIPPED ON WEB	S	39	1.0%	n/a
TOTALS:		4032	100.0%	100.0%

Variable: IF16WHO Type: Numeric**Label: Who would you have voted for, for president, if you had voted?****Notes:**

LABEL	VALUE	COUNT	PCT	PCT Excl. Reserve Codes
CLINTON	1	310	7.7%	40.7%
TRUMP	2	248	6.2%	32.6%
OTHER	3	203	5.0%	26.7%
SUBTOTALS:		761	18.9%	100.0%
RESERVED CODES:				
DON'T KNOW	D	83	2.1%	n/a
NO ANSWER	N	337	8.4%	n/a
NOT APPLICABLE	I	2842	70.5%	n/a
SKIPPED ON WEB	S	9	0.2%	n/a
TOTALS:		4032	100.0%	100.0%

Replicating Core**Variable: POLVIEWS** Type: Numeric

Label: We hear a lot of talk these days about liberals and conservatives. I'm going to show you a seven-point scale on which the political views that people might hold are arranged from extremely liberal--point 1--to extremely conservative--point 7.

Where would you place yourself on this scale?

Notes: Showcard A8 contained responses for punches 1 through 7.

LABEL	VALUE	COUNT	PCT	PCT Excl. Reserve Codes
EXTREMELY LIBERAL	1	207	5.1%	5.2%
LIBERAL	2	623	15.5%	15.7%
SLIGHTLY LIBERAL	3	490	12.2%	12.4%
MODERATE, MIDDLE OF THE ROAD	4	1377	34.2%	34.7%
SLIGHTLY CONSERVATIVE	5	476	11.8%	12.0%
CONSERVATIVE	6	617	15.3%	15.6%
EXTREMELY CONSERVATIVE	7	174	4.3%	4.4%
SUBTOTALS:		3964	98.3%	100.0%
RESERVED CODES:				
DON'T KNOW	D	10	0.2%	n/a
NO ANSWER	N	3	0.1%	n/a
NOT APPLICABLE	I	15	0.4%	n/a
SKIPPED ON WEB	S	40	1.0%	n/a
TOTALS:		4032	100.0%	100.0%

Variable: NATSPAC Type: Numeric

Label:
(Let's begin with some things people think about today. We are faced with many problems in this country, none of which can be solved easily or inexpensively. I'm going to name some of these problems, and for each one I'd like you to tell me whether you think we're spending too much money on it, too little money, or about the right amount.) Space exploration program

Notes:

LABEL	VALUE	COUNT	PCT	PCT Excl. Reserve Codes
TOO LITTLE	1	488	12.1%	24.8%
ABOUT RIGHT	2	1043	25.9%	53.0%
TOO MUCH	3	438	10.9%	22.2%
SUBTOTALS:		1969	48.8%	100.0%
RESERVED CODES:				

Replicating Core

Variable: NATSPAC Type: Numeric

Label:

(Let's begin with some things people think about today. We are faced with many problems in this country, none of which can be solved easily or inexpensively. I'm going to name some of these problems, and for each one I'd like you to tell me whether you think we're spending too much money on it, too little money, or about the right amount.) Space exploration program

Notes:

LABEL	VALUE	COUNT	PCT	PCT Excl. Reserve Codes
DON'T KNOW	D	11	0.3%	n/a
NOT APPLICABLE	I	2045	50.7%	n/a
SKIPPED ON WEB	S	7	0.2%	n/a
TOTALS:		4032	100.0%	100.0%

Variable: NATSPACY Type: Numeric

Label:

(... are we spending too much, too little, or about the right amount on) Space exploration

Notes:

LABEL	VALUE	COUNT	PCT	PCT Excl. Reserve Codes
TOO LITTLE	1	461	11.4%	22.7%
ABOUT RIGHT	2	1071	26.6%	52.8%
TOO MUCH	3	498	12.4%	24.5%
SUBTOTALS:		2030	50.3%	100.0%
RESERVED CODES:				
DON'T KNOW	D	9	0.2%	n/a
NOT APPLICABLE	I	1987	49.3%	n/a
SKIPPED ON WEB	S	6	0.1%	n/a
TOTALS:		4032	100.0%	100.0%

Replicating Core

Variable: NATAID Type: Numeric

Label:
(... are we spending too much, too little, or about the right amount on) Foreign aid

Notes:

LABEL	VALUE	COUNT	PCT	PCT Excl. Reserve Codes
TOO LITTLE	1	177	4.4%	9.0%
ABOUT RIGHT	2	686	17.0%	34.8%
TOO MUCH	3	1106	27.4%	56.2%
SUBTOTALS:		1969	48.8%	100.0%
RESERVED CODES:				
DON'T KNOW	D	6	0.1%	n/a
NOT APPLICABLE	I	2045	50.7%	n/a
SKIPPED ON WEB	S	12	0.3%	n/a
TOTALS:		4032	100.0%	100.0%

Variable: NATAIDY Type: Numeric

Label:
(... are we spending too much, too little, or about the right amount on) Assistance to other countries

Notes:

LABEL	VALUE	COUNT	PCT	PCT Excl. Reserve Codes
TOO LITTLE	1	202	5.0%	9.9%
ABOUT RIGHT	2	609	15.1%	30.0%
TOO MUCH	3	1220	30.3%	60.1%
SUBTOTALS:		2031	50.4%	100.0%
RESERVED CODES:				
DON'T KNOW	D	4	0.1%	n/a
NOT APPLICABLE	I	1987	49.3%	n/a
SKIPPED ON WEB	S	10	0.2%	n/a
TOTALS:		4032	100.0%	100.0%

Replicating Core

Variable: NATARMS Type: Numeric

Label:
 (... are we spending too much, too little,
 or about the right amount on) The military, armaments,
 and defense

Notes:

LABEL	VALUE	COUNT	PCT	PCT Excl. Reserve Codes
TOO LITTLE	1	513	12.7%	26.0%
ABOUT RIGHT	2	814	20.2%	41.2%
TOO MUCH	3	647	16.0%	32.8%
SUBTOTALS:		1974	49.0%	100.0%
RESERVED CODES:				
DON'T KNOW	D	5	0.1%	n/a
NOT APPLICABLE	I	2045	50.7%	n/a
SKIPPED ON WEB	S	8	0.2%	n/a
TOTALS:		4032	100.0%	100.0%

Variable: NATARMSY Type: Numeric

Label:
 (... are we spending too much, too little,
 or about the right amount on) National defense

Notes:

LABEL	VALUE	COUNT	PCT	PCT Excl. Reserve Codes
TOO LITTLE	1	512	12.7%	25.2%
ABOUT RIGHT	2	915	22.7%	45.0%
TOO MUCH	3	606	15.0%	29.8%
SUBTOTALS:		2033	50.4%	100.0%
RESERVED CODES:				
DON'T KNOW	D	5	0.1%	n/a
NOT APPLICABLE	I	1987	49.3%	n/a
SKIPPED ON WEB	S	7	0.2%	n/a
TOTALS:		4032	100.0%	100.0%

Replicating Core

Variable: NATCHLD Type: Numeric

Label:
 (... are we spending too much, too little,
 or about the right amount on) Assistance for childcare

Notes:

LABEL	VALUE	COUNT	PCT	PCT Excl. Reserve Codes
TOO LITTLE	1	2244	55.7%	56.3%
ABOUT RIGHT	2	1418	35.2%	35.6%
TOO MUCH	3	322	8.0%	8.1%
SUBTOTALS:		3984	98.8%	100.0%
RESERVED CODES:				
DON'T KNOW	D	17	0.4%	n/a
NO ANSWER	N	2	0.0%	n/a
SKIPPED ON WEB	S	29	0.7%	n/a
TOTALS:		4032	100.0%	100.0%

Variable: NATCITY Type: Numeric

Label:
 (... are we spending too much, too little,
 or about the right amount on)
 Solving the problems of big cities

Notes:

LABEL	VALUE	COUNT	PCT	PCT Excl. Reserve Codes
TOO LITTLE	1	1009	25.0%	51.8%
ABOUT RIGHT	2	591	14.7%	30.3%
TOO MUCH	3	349	8.7%	17.9%
SUBTOTALS:		1949	48.3%	100.0%
RESERVED CODES:				
DON'T KNOW	D	18	0.4%	n/a
NOT APPLICABLE	I	2045	50.7%	n/a
SKIPPED ON WEB	S	20	0.5%	n/a
TOTALS:		4032	100.0%	100.0%

Replicating Core

Variable: NATCITYY Type: Numeric

Label:
(... are we spending too much, too little,
or about the right amount on) Assistance to big cities

Notes:

LABEL	VALUE	COUNT	PCT	PCT Excl. Reserve Codes
TOO LITTLE	1	526	13.0%	26.1%
ABOUT RIGHT	2	846	21.0%	42.0%
TOO MUCH	3	642	15.9%	31.9%
SUBTOTALS:		2014	50.0%	100.0%
RESERVED CODES:				
DON'T KNOW	D	9	0.2%	n/a
NO ANSWER	N	1	0.0%	n/a
NOT APPLICABLE	I	1987	49.3%	n/a
SKIPPED ON WEB	S	21	0.5%	n/a
TOTALS:		4032	100.0%	100.0%

Variable: NATCRIME Type: Numeric

Label:
(... are we spending too much, too little,
or about the right amount on) Halting the rising crime rate

Notes:

LABEL	VALUE	COUNT	PCT	PCT Excl. Reserve Codes
TOO LITTLE	1	1249	31.0%	63.4%
ABOUT RIGHT	2	556	13.8%	28.2%
TOO MUCH	3	164	4.1%	8.3%
SUBTOTALS:		1969	48.8%	100.0%
RESERVED CODES:				
DON'T KNOW	D	8	0.2%	n/a
NOT APPLICABLE	I	2045	50.7%	n/a
SKIPPED ON WEB	S	10	0.2%	n/a
TOTALS:		4032	100.0%	100.0%

Replicating Core**Variable: NATCRIMY Type: Numeric****Label: Halting the rising crime rate****Notes:**

LABEL	VALUE	COUNT	PCT	PCT Excl. Reserve Codes
TOO LITTLE	1	853	21.2%	41.9%
ABOUT RIGHT	2	727	18.0%	35.7%
TOO MUCH	3	457	11.3%	22.4%
SUBTOTALS:		2037	50.5%	100.0%
RESERVED CODES:				
NOT APPLICABLE	I	1987	49.3%	n/a
SKIPPED ON WEB	S	8	0.2%	n/a
TOTALS:		4032	100.0%	100.0%

Variable: NATDRUG Type: Numeric**Label:
(... are we spending too much, too little,
or about the right amount on) Dealing with drug addiction****Notes:**

LABEL	VALUE	COUNT	PCT	PCT Excl. Reserve Codes
TOO LITTLE	1	1216	30.2%	61.9%
ABOUT RIGHT	2	581	14.4%	29.6%
TOO MUCH	3	167	4.1%	8.5%
SUBTOTALS:		1964	48.7%	100.0%
RESERVED CODES:				
DON'T KNOW	D	8	0.2%	n/a
NO ANSWER	N	1	0.0%	n/a
NOT APPLICABLE	I	2045	50.7%	n/a
SKIPPED ON WEB	S	14	0.3%	n/a
TOTALS:		4032	100.0%	100.0%

Replicating Core

Variable: NATDRUGY Type: Numeric

Label:
(... are we spending too much, too little,
or about the right amount on) Drug rehabilitation

Notes:

LABEL	VALUE	COUNT	PCT	PCT Excl. Reserve Codes
TOO LITTLE	1	1225	30.4%	60.6%
ABOUT RIGHT	2	595	14.8%	29.4%
TOO MUCH	3	203	5.0%	10.0%
SUBTOTALS:		2023	50.2%	100.0%
RESERVED CODES:				
DON'T KNOW	D	11	0.3%	n/a
NOT APPLICABLE	I	1987	49.3%	n/a
SKIPPED ON WEB	S	11	0.3%	n/a
TOTALS:		4032	100.0%	100.0%

Variable: NATEDUC Type: Numeric

Label:
(... are we spending too much, too little,
or about the right amount on)
Improving the nation's education system

Notes:

LABEL	VALUE	COUNT	PCT	PCT Excl. Reserve Codes
TOO LITTLE	1	1439	35.7%	72.8%
ABOUT RIGHT	2	384	9.5%	19.4%
TOO MUCH	3	153	3.8%	7.7%
SUBTOTALS:		1976	49.0%	100.0%
RESERVED CODES:				
DON'T KNOW	D	4	0.1%	n/a
NOT APPLICABLE	I	2045	50.7%	n/a
SKIPPED ON WEB	S	7	0.2%	n/a
TOTALS:		4032	100.0%	100.0%

Replicating Core

Variable: NATEDUCY Type: Numeric

Label:
(... are we spending too much, too little, or about the right amount on) Education

Notes:

LABEL	VALUE	COUNT	PCT	PCT Excl. Reserve Codes
TOO LITTLE	1	1532	38.0%	75.4%
ABOUT RIGHT	2	346	8.6%	17.0%
TOO MUCH	3	153	3.8%	7.5%
SUBTOTALS:		2031	50.4%	100.0%
RESERVED CODES:				
DON'T KNOW	D	4	0.1%	n/a
NOT APPLICABLE	I	1987	49.3%	n/a
SKIPPED ON WEB	S	10	0.2%	n/a
TOTALS:		4032	100.0%	100.0%

Variable: NATENRGY Type: Numeric

Label:
(... are we spending too much, too little, or about the right amount on)
Developing alternative energy sources

Notes:

LABEL	VALUE	COUNT	PCT	PCT Excl. Reserve Codes
TOO LITTLE	1	2265	56.2%	56.5%
ABOUT RIGHT	2	1321	32.8%	33.0%
TOO MUCH	3	422	10.5%	10.5%
SUBTOTALS:		4008	99.4%	100.0%
RESERVED CODES:				
DON'T KNOW	D	11	0.3%	n/a
SKIPPED ON WEB	S	13	0.3%	n/a
TOTALS:		4032	100.0%	100.0%

Replicating Core

Variable: NATENVIR Type: Numeric

Label:(... are we spending too much, too little,
or about the right amount on)

Improving and protecting the environment

Notes:

LABEL	VALUE	COUNT	PCT	PCT Excl. Reserve Codes
TOO LITTLE	1	1376	34.1%	69.5%
ABOUT RIGHT	2	413	10.2%	20.9%
TOO MUCH	3	190	4.7%	9.6%
SUBTOTALS:		1979	49.1%	100.0%
RESERVED CODES:				
DON'T KNOW	D	6	0.1%	n/a
NOT APPLICABLE	I	2045	50.7%	n/a
SKIPPED ON WEB	S	2	0.0%	n/a
TOTALS:		4032	100.0%	100.0%

Variable: NATFARE Type: Numeric

Label:(... are we spending too much, too little,
or about the right amount on) Welfare**Notes:**

LABEL	VALUE	COUNT	PCT	PCT Excl. Reserve Codes
TOO LITTLE	1	604	15.0%	30.7%
ABOUT RIGHT	2	717	17.8%	36.4%
TOO MUCH	3	649	16.1%	32.9%
SUBTOTALS:		1970	48.9%	100.0%
RESERVED CODES:				
DON'T KNOW	D	7	0.2%	n/a
NOT APPLICABLE	I	2045	50.7%	n/a
SKIPPED ON WEB	S	10	0.2%	n/a
TOTALS:		4032	100.0%	100.0%

Replicating Core**Variable: NATFAREY Type: Numeric****Label:**

(... are we spending too much, too little,
or about the right amount on) Assistance to the poor

Notes: See GSS Methodological Report Nos. 29 and 33.

LABEL	VALUE	COUNT	PCT	PCT Excl. Reserve Codes
TOO LITTLE	1	1392	34.5%	68.3%
ABOUT RIGHT	2	464	11.5%	22.8%
TOO MUCH	3	182	4.5%	8.9%
SUBTOTALS:		2038	50.5%	100.0%
RESERVED CODES:				
DON'T KNOW	D	1	0.0%	n/a
NOT APPLICABLE	I	1987	49.3%	n/a
SKIPPED ON WEB	S	6	0.1%	n/a
TOTALS:		4032	100.0%	100.0%

Variable: NATHEAL Type: Numeric**Label:**

(... are we spending too much, too little,
or about the right amount on)
Improving and protecting the nation's health

Notes:

LABEL	VALUE	COUNT	PCT	PCT Excl. Reserve Codes
TOO LITTLE	1	1314	32.6%	66.8%
ABOUT RIGHT	2	483	12.0%	24.6%
TOO MUCH	3	169	4.2%	8.6%
SUBTOTALS:		1966	48.8%	100.0%
RESERVED CODES:				
DON'T KNOW	D	5	0.1%	n/a
NOT APPLICABLE	I	2045	50.7%	n/a
SKIPPED ON WEB	S	16	0.4%	n/a
TOTALS:		4032	100.0%	100.0%

Replicating Core

Variable: NATHEALY Type: Numeric

Label:
(... are we spending too much, too little, or about the right amount on) Health

Notes:

LABEL	VALUE	COUNT	PCT	PCT Excl. Reserve Codes
TOO LITTLE	1	1333	33.1%	65.8%
ABOUT RIGHT	2	432	10.7%	21.3%
TOO MUCH	3	260	6.4%	12.8%
SUBTOTALS:		2025	50.2%	100.0%
RESERVED CODES:				
DON'T KNOW	D	4	0.1%	n/a
NOT APPLICABLE	I	1987	49.3%	n/a
SKIPPED ON WEB	S	16	0.4%	n/a
TOTALS:		4032	100.0%	100.0%

Variable: NATMASS Type: Numeric

Label:
(... are we spending too much, too little, or about the right amount on) Mass Transportation

Notes:

LABEL	VALUE	COUNT	PCT	PCT Excl. Reserve Codes
TOO LITTLE	1	1628	40.4%	40.7%
ABOUT RIGHT	2	2039	50.6%	51.0%
TOO MUCH	3	329	8.2%	8.2%
SUBTOTALS:		3996	99.1%	100.0%
RESERVED CODES:				
DON'T KNOW	D	14	0.3%	n/a
SKIPPED ON WEB	S	22	0.5%	n/a
TOTALS:		4032	100.0%	100.0%

Replicating Core**Variable: NATPARK Type: Numeric****Label:****(... are we spending too much, too little,
or about the right amount on) Parks and recreation****Notes:**

LABEL	VALUE	COUNT	PCT	PCT Excl. Reserve Codes
TOO LITTLE	1	1428	35.4%	35.7%
ABOUT RIGHT	2	2412	59.8%	60.3%
TOO MUCH	3	162	4.0%	4.0%
SUBTOTALS:		4002	99.3%	100.0%
RESERVED CODES:				
DON'T KNOW	D	10	0.2%	n/a
SKIPPED ON WEB	S	20	0.5%	n/a
TOTALS:		4032	100.0%	100.0%

Variable: NATRACE Type: Numeric**Label:****(... are we spending too much, too little,
or about the right amount on)
Improving the conditions of Blacks****Notes:**

LABEL	VALUE	COUNT	PCT	PCT Excl. Reserve Codes
TOO LITTLE	1	1020	25.3%	52.1%
ABOUT RIGHT	2	596	14.8%	30.4%
TOO MUCH	3	343	8.5%	17.5%
SUBTOTALS:		1959	48.6%	100.0%
RESERVED CODES:				
DON'T KNOW	D	12	0.3%	n/a
NO ANSWER	N	2	0.0%	n/a
NOT APPLICABLE	I	2045	50.7%	n/a
SKIPPED ON WEB	S	14	0.3%	n/a
TOTALS:		4032	100.0%	100.0%

Replicating Core

Variable: NATRACEY Type: Numeric				
Label:				
(... are we spending too much, too little, or about the right amount on) Assistance to Blacks				
Notes:				
LABEL	VALUE	COUNT	PCT	PCT Excl. Reserve Codes
TOO LITTLE	1	930	23.1%	46.4%
ABOUT RIGHT	2	692	17.2%	34.5%
TOO MUCH	3	384	9.5%	19.1%
SUBTOTALS:		2006	49.8%	100.0%
RESERVED CODES:				
DON'T KNOW	D	16	0.4%	n/a
NO ANSWER	N	3	0.1%	n/a
NOT APPLICABLE	I	1987	49.3%	n/a
SKIPPED ON WEB	S	20	0.5%	n/a
TOTALS:		4032	100.0%	100.0%

Variable: NATROAD Type: Numeric				
Label:				
(... are we spending too much, too little, or about the right amount on) Highways and bridges				
Notes:				
LABEL	VALUE	COUNT	PCT	PCT Excl. Reserve Codes
TOO LITTLE	1	2281	56.6%	57.0%
ABOUT RIGHT	2	1504	37.3%	37.6%
TOO MUCH	3	219	5.4%	5.5%
SUBTOTALS:		4004	99.3%	100.0%
RESERVED CODES:				
DON'T KNOW	D	6	0.1%	n/a
SKIPPED ON WEB	S	22	0.5%	n/a
TOTALS:		4032	100.0%	100.0%

Replicating Core**Variable: NATSCI Type: Numeric****Label:**

(... are we spending too much, too little,
or about the right amount on)
Supporting scientific research

Notes: See GSS Methodological Report Nos. 30, 33, 54,
and 81.

LABEL	VALUE	COUNT	PCT	PCT Excl. Reserve Codes
TOO LITTLE	1	1820	45.1%	45.5%
ABOUT RIGHT	2	1873	46.5%	46.9%
TOO MUCH	3	303	7.5%	7.6%
SUBTOTALS:		3996	99.1%	100.0%
RESERVED CODES:				
DON'T KNOW	D	13	0.3%	n/a
SKIPPED ON WEB	S	23	0.6%	n/a
TOTALS:		4032	100.0%	100.0%

Variable: NATSOC Type: Numeric**Label:**

(... are we spending too much, too little,
or about the right amount on) Social Security

Notes:

LABEL	VALUE	COUNT	PCT	PCT Excl. Reserve Codes
TOO LITTLE	1	2286	56.7%	57.1%
ABOUT RIGHT	2	1518	37.6%	37.9%
TOO MUCH	3	198	4.9%	4.9%
SUBTOTALS:		4002	99.3%	100.0%
RESERVED CODES:				
DON'T KNOW	D	10	0.2%	n/a
SKIPPED ON WEB	S	20	0.5%	n/a
TOTALS:		4032	100.0%	100.0%

Replicating Core

Variable: EQWLTH Type: Numeric

Label:

Some people think that the government in Washington ought to reduce the income differences between the rich and the poor, perhaps by raising the taxes of wealthy families or by giving income assistance to the poor.

Others think that the government should not concern itself with reducing this income difference between the rich and the poor. Here is a card with a scale from 1 to 7.

Think of a score of 1 as meaning that the government ought to reduce the income differences between rich and poor, and a score of 7 meaning that the government should not concern itself with reducing income differences.

What score between 1 and 7 comes closest to the way you feel?

Notes: Showcard A7 contained responses for punches 1-7.

LABEL	VALUE	COUNT	PCT	PCT Excl. Reserve Codes
THE GOVERNMENT SHOULD REDUCE INCOME DIFFERENCES	1	882	21.9%	33.1%
	2	1358	33.7%	51.0%
THE GOVERNMENT SHOULD NOT CONCERN ITSELF WITH REDUCING INCOME DIFFERENCES	7	421	10.4%	15.8%
SUBTOTALS:		2661	66.0%	100.0%
RESERVED CODES:				
DON'T KNOW	D	2	0.0%	n/a
NOT APPLICABLE	I	1360	33.7%	n/a
SKIPPED ON WEB	S	9	0.2%	n/a
TOTALS:		4032	100.0%	100.0%

Variable: TAX Type: Numeric

Label:

Do you consider the amount of federal income tax which you have to pay as too high, about right, or too low?

Notes:

If planning to perform trend analysis with this variable, please consult GSS Methodological Report No. 56.

LABEL	VALUE	COUNT	PCT	PCT Excl. Reserve Codes
TOO HIGH	1	1478	36.7%	56.1%
ABOUT RIGHT	2	1082	26.8%	41.1%
TOO LOW	3	74	1.8%	2.8%
SUBTOTALS:		2634	65.3%	100.0%
RESERVED CODES:				
DON'T KNOW	D	10	0.2%	n/a
NOT APPLICABLE	I	1364	33.8%	n/a
SKIPPED ON WEB	S	24	0.6%	n/a
TOTALS:		4032	100.0%	100.0%

Replicating Core**Variable: SPKATH Type: Numeric****Label:**

There are always some people whose ideas are considered bad or dangerous by other people. For instance, somebody who is against all churches and religion . . . If such a person wanted to make a speech in your (city/town/community) against churches and religion, should he be allowed to speak, or not?

Notes: In 2021, SPKATH was part of a wording experiment. See SPKATHY for the other variable.

LABEL	VALUE	COUNT	PCT	PCT Excl. Reserve Codes
YES, ALLOWED TO SPEAK	1	1068	26.5%	81.4%
NOT ALLOWED	2	244	6.1%	18.6%
SUBTOTALS:		1312	32.5%	100.0%
RESERVED CODES:				
DON'T KNOW	D	1	0.0%	n/a
NOT APPLICABLE	I	2714	67.3%	n/a
SKIPPED ON WEB	S	5	0.1%	n/a
TOTALS:		4032	100.0%	100.0%

Variable: SPKATHY Type: Numeric**Label:**

(There are always some people whose ideas are considered bad or dangerous by other people. For instance, somebody who is against all churches and religion...)
If such a person wanted to make a speech in your community against churches and religion, should this person be allowed to speak, or not?

Notes:

LABEL	VALUE	COUNT	PCT	PCT Excl. Reserve Codes
YES, ALLOWED TO SPEAK	1	1096	27.2%	81.1%
NOT ALLOWED	2	255	6.3%	18.9%
SUBTOTALS:		1351	33.5%	100.0%
RESERVED CODES:				
DON'T KNOW	D	1	0.0%	n/a
NOT APPLICABLE	I	2675	66.3%	n/a
SKIPPED ON WEB	S	5	0.1%	n/a
TOTALS:		4032	100.0%	100.0%

Replicating Core**Variable: COLATH** Type: Numeric**Label:**

(There are always some people whose ideas are considered bad or dangerous by other people. For instance, somebody who is against all churches and religion...)
Should such a person be allowed to teach in a college or university, or not?

Notes:

LABEL	VALUE	COUNT	PCT	PCT Excl. Reserve Codes
YES, ALLOWED TO TEACH	4	1842	45.7%	69.6%
NOT ALLOWED	5	805	20.0%	30.4%
SUBTOTALS:		2647	65.6%	100.0%
RESERVED CODES:				
DON'T KNOW	D	9	0.2%	n/a
NO ANSWER	N	2	0.0%	n/a
NOT APPLICABLE	I	1357	33.7%	n/a
SKIPPED ON WEB	S	17	0.4%	n/a
TOTALS:		4032	100.0%	100.0%

Variable: LIBATH Type: Numeric**Label:**

(There are always some people whose ideas are considered bad or dangerous by other people. For instance, somebody who is against all churches and religion...)
If some people in your community suggested that a book he wrote against churches and religion should be taken out of your public library, would you favor removing this book, or not?

Notes: In 2021, LIBATH was part of a wording experiment. See LIBATHY for the other variable.

LABEL	VALUE	COUNT	PCT	PCT Excl. Reserve Codes
REMOVE	1	204	5.1%	15.6%
NOT REMOVE	2	1106	27.4%	84.4%
SUBTOTALS:		1310	32.5%	100.0%
RESERVED CODES:				
NO ANSWER	N	1	0.0%	n/a
NOT APPLICABLE	I	2714	67.3%	n/a
SKIPPED ON WEB	S	7	0.2%	n/a
TOTALS:		4032	100.0%	100.0%

Replicating Core

Variable: LIBATHY Type: Numeric

Label:

(There are always some people whose ideas are considered bad or dangerous by other people. For instance, somebody who is against all churches and religion...)

If some people in your community suggested that a book this person wrote against churches and religion should be taken out of your public library, would you favor removing this book, or not?

Notes:

LABEL	VALUE	COUNT	PCT	PCT Excl. Reserve Codes
REMOVE	1	199	4.9%	14.8%
NOT REMOVE	2	1150	28.5%	85.2%
SUBTOTALS:		1349	33.5%	100.0%
RESERVED CODES:				
NOT APPLICABLE	I	2675	66.3%	n/a
SKIPPED ON WEB	S	8	0.2%	n/a
TOTALS:		4032	100.0%	100.0%

Variable: SPKRAC Type: Numeric

Label:

Or consider a person who believes that Blacks are genetically inferior.

If such a person wanted to make a speech in your community claiming that Blacks are inferior, should he be allowed to speak, or not?

Notes: In 2021, SPKRAC was part of a wording experiment. See SPKRACY for the other variable.

LABEL	VALUE	COUNT	PCT	PCT Excl. Reserve Codes
YES, ALLOWED TO SPEAK	1	639	15.8%	48.8%
NOT ALLOWED	2	671	16.6%	51.2%
SUBTOTALS:		1310	32.5%	100.0%
RESERVED CODES:				
NOT APPLICABLE	I	2714	67.3%	n/a
SKIPPED ON WEB	S	8	0.2%	n/a
TOTALS:		4032	100.0%	100.0%

Replicating Core

Variable: SPKRACY Type: Numeric

Label:**Or consider a person who believes that Blacks are genetically inferior...****If such a person wanted to make a speech in your community claiming that Blacks are inferior, should this person be allowed to speak, or not?****Notes:**

LABEL	VALUE	COUNT	PCT	PCT Excl. Reserve Codes
YES, ALLOWED TO SPEAK	1	626	15.5%	46.6%
NOT ALLOWED	2	716	17.8%	53.4%
SUBTOTALS:		1342	33.3%	100.0%
RESERVED CODES:				
DON'T KNOW	D	2	0.0%	n/a
NO ANSWER	N	1	0.0%	n/a
NOT APPLICABLE	I	2675	66.3%	n/a
SKIPPED ON WEB	S	12	0.3%	n/a
TOTALS:		4032	100.0%	100.0%

Variable: COLRAC Type: Numeric

Label:**(Or consider a person who believes that Blacks are genetically inferior...)****Should such a person be allowed to teach in a college or university, or not?****Notes:**

LABEL	VALUE	COUNT	PCT	PCT Excl. Reserve Codes
YES, ALLOWED TO TEACH	4	864	21.4%	32.8%
NOT ALLOWED	5	1769	43.9%	67.2%
SUBTOTALS:		2633	65.3%	100.0%
RESERVED CODES:				
DON'T KNOW	D	10	0.2%	n/a
NO ANSWER	N	1	0.0%	n/a
NOT APPLICABLE	I	1357	33.7%	n/a
SKIPPED ON WEB	S	31	0.8%	n/a
TOTALS:		4032	100.0%	100.0%

Replicating Core**Variable: LIBRAC** Type: Numeric**Label:****(Or consider a person who believes that Blacks are genetically inferior...)****If some people in your community suggested that a book he wrote which said Blacks are inferior should be taken out of your public library, would you favor removing this book, or not?****Notes: In 2021, LIBRAC was part of a wording experiment. See LIBRACY for the other variable.**

LABEL	VALUE	COUNT	PCT	PCT Excl. Reserve Codes
REMOVE	1	503	12.5%	38.7%
NOT REMOVE	2	798	19.8%	61.3%
SUBTOTALS:		1301	32.3%	100.0%
RESERVED CODES:				
DON'T KNOW	D	2	0.0%	n/a
NO ANSWER	N	1	0.0%	n/a
NOT APPLICABLE	I	2714	67.3%	n/a
SKIPPED ON WEB	S	14	0.3%	n/a
TOTALS:		4032	100.0%	100.0%

Variable: LIBRACY Type: Numeric**Label:****(Or consider a person who believes that Blacks are genetically inferior...)****If some people in your community suggested that a book this person wrote which said Blacks are inferior should be taken out of your public library, would you favor removing this book, or not?****Notes:****Please see 'New Experiments in the 2021 GSS Cross Section' for more details.**

LABEL	VALUE	COUNT	PCT	PCT Excl. Reserve Codes
REMOVE	1	539	13.4%	40.1%
NOT REMOVE	2	804	19.9%	59.9%
SUBTOTALS:		1343	33.3%	100.0%
RESERVED CODES:				
DON'T KNOW	D	2	0.0%	n/a
NOT APPLICABLE	I	2675	66.3%	n/a

Replicating Core**Variable: LIBRACY** Type: Numeric**Label:****(Or consider a person who believes that Blacks are genetically inferior...)****If some people in your community suggested that a book this person wrote which said Blacks are inferior should be taken out of your public library, would you favor removing this book, or not?****Notes:****Please see 'New Experiments in the 2021 GSS Cross Section' for more details.**

LABEL	VALUE	COUNT	PCT	PCT Excl. Reserve Codes
SKIPPED ON WEB	S	12	0.3%	n/a
TOTALS:		4032	100.0%	100.0%

Variable: SPKCOM Type: Numeric**Label: Now,****we would like to ask you some questions about a man who admits he is a Communist.****Suppose this admitted Communist wanted to make a speech in your community. Should he be allowed to speak, or not?****Notes: In 2021, SPKCOM was part of a wording experiment. See SPKCOMY for the other variable.**

LABEL	VALUE	COUNT	PCT	PCT Excl. Reserve Codes
YES, ALLOWED TO SPEAK	1	958	23.8%	73.4%
NOT ALLOWED	2	347	8.6%	26.6%
SUBTOTALS:		1305	32.4%	100.0%
RESERVED CODES:				
DON'T KNOW	D	3	0.1%	n/a
NOT APPLICABLE	I	2714	67.3%	n/a
SKIPPED ON WEB	S	10	0.2%	n/a
TOTALS:		4032	100.0%	100.0%

Replicating Core**Variable: SPKCOMY** Type: Numeric

Label: Now,
we would like to ask you some questions about a self-identified
Communist.
Suppose this admitted Communist wanted to make a speech in
your community. Should this person be allowed to speak, or not?

Notes:
Please see 'New Experiments in the 2021 GSS Cross Section'
for more details.

LABEL	VALUE	COUNT	PCT	PCT Excl. Reserve Codes
YES, ALLOWED TO SPEAK	1	953	23.6%	71.2%
NOT ALLOWED	2	385	9.5%	28.8%
SUBTOTALS:		1338	33.2%	100.0%
RESERVED CODES:				
DON'T KNOW	D	5	0.1%	n/a
NOT APPLICABLE	I	2675	66.3%	n/a
SKIPPED ON WEB	S	14	0.3%	n/a
TOTALS:		4032	100.0%	100.0%

Variable: COLCOM Type: Numeric

Label:
(Now,
we would like to ask you some questions about a man who
admits he is a Communist...)
Suppose he is teaching in a college. Should he be fired,
or not?

Notes: In 2021,
COLCOM was part of a wording experiment.
See COLCOMY for the other variable.

LABEL	VALUE	COUNT	PCT	PCT Excl. Reserve Codes
YES, FIRED	4	383	9.5%	29.6%
NOT FIRED	5	910	22.6%	70.4%
SUBTOTALS:		1293	32.1%	100.0%
RESERVED CODES:				
DON'T KNOW	D	7	0.2%	n/a
NOT APPLICABLE	I	2714	67.3%	n/a
SKIPPED ON WEB	S	18	0.4%	n/a
TOTALS:		4032	100.0%	100.0%

Replicating Core**Variable: COLCOMY Type: Numeric**

Label:
(Now,
we would like to ask you some questions about a
self-identified Communist...)
Suppose this person is teaching in a college.
Should this person be fired, or not?

Notes:
Please see 'New Experiments in the 2021 GSS Cross
Section' for more details.

LABEL	VALUE	COUNT	PCT	PCT Excl. Reserve Codes
YES, FIRED	1	444	11.0%	33.4%
NOT FIRED	2	885	21.9%	66.6%
SUBTOTALS:		1329	33.0%	100.0%
RESERVED CODES:				
DON'T KNOW	D	4	0.1%	n/a
NOT APPLICABLE	I	2675	66.3%	n/a
SKIPPED ON WEB	S	24	0.6%	n/a
TOTALS:		4032	100.0%	100.0%

Variable: LIBCOM Type: Numeric

Label:
(Now,
we would like to ask you some questions about a man who
admits he is a Communist...)
Suppose he wrote a book which is in your public library.
Somebody in your community suggests that the book should
be removed from the library. Would you favor removing it,
or not?

Notes: In 2021, LIBCOM was part of a wording experiment.
See LIBCOMY for the other variable.

LABEL	VALUE	COUNT	PCT	PCT Excl. Reserve Codes
REMOVE	1	278	6.9%	21.3%
NOT REMOVE	2	1025	25.4%	78.7%
SUBTOTALS:		1303	32.3%	100.0%
RESERVED CODES:				
DON'T KNOW	D	2	0.0%	n/a
NOT APPLICABLE	I	2714	67.3%	n/a
SKIPPED ON WEB	S	13	0.3%	n/a
TOTALS:		4032	100.0%	100.0%

Replicating Core**Variable: LIBCOMY Type: Numeric****Label:**

(Now,
we would like to ask you some questions about a
self-identified Communist...)
Suppose this person wrote a book which is in your public
library.
Somebody in your community suggests that the book should
be removed from the library. Would you favor removing it,
or not?

Notes:

Please see 'New Experiments in the 2021 GSS Cross
Section' for more details.

LABEL	VALUE	COUNT	PCT	PCT Excl. Reserve Codes
REMOVE	1	298	7.4%	22.3%
NOT REMOVE	2	1039	25.8%	77.7%
SUBTOTALS:		1337	33.2%	100.0%
RESERVED CODES:				
DON'T KNOW	D	3	0.1%	n/a
NOT APPLICABLE	I	2675	66.3%	n/a
SKIPPED ON WEB	S	17	0.4%	n/a
TOTALS:		4032	100.0%	100.0%

Variable: SPKMIL Type: Numeric**Label:**

Consider a person who advocates doing away with elections and
letting the military run the country.
If such a person wanted to make a speech in your community,
should he be allowed to speak, or not?

Notes: In 2021, SPKMIL was part of a wording experiment.
See SPKMILY for the other variable.

LABEL	VALUE	COUNT	PCT	PCT Excl. Reserve Codes
YES, ALLOWED TO SPEAK	1	805	20.0%	61.9%
NOT ALLOWED	2	496	12.3%	38.1%
SUBTOTALS:		1301	32.3%	100.0%
RESERVED CODES:				
NOT APPLICABLE	I	2714	67.3%	n/a
SKIPPED ON WEB	S	17	0.4%	n/a
TOTALS:		4032	100.0%	100.0%

Codebook and Unweighted Frequencies for the 2021 General Social Survey (GSS)

Replicating Core

Variable: SPKMILY Type: Numeric

Label:

Consider a person who advocates doing away with elections and letting the military run the country.

If such a person wanted to make a speech in your community, should this person be allowed to speak, or not?

Notes:

Please see 'New Experiments in the 2021 GSS Cross Section' for more details.

LABEL	VALUE	COUNT	PCT	PCT Excl. Reserve Codes
YES, ALLOWED TO SPEAK	1	839	20.8%	62.5%
NOT ALLOWED	2	504	12.5%	37.5%
SUBTOTALS:		1343	33.3%	100.0%
RESERVED CODES:				
DON'T KNOW	D	3	0.1%	n/a
NOT APPLICABLE	I	2675	66.3%	n/a
SKIPPED ON WEB	S	11	0.3%	n/a
TOTALS:		4032	100.0%	100.0%

Variable: COLMIL Type: Numeric

Label:

(Consider a person who advocates doing away with elections and letting the military run the country...)

Should such a person be allowed to teach in a college or university, or not?

Notes:

LABEL	VALUE	COUNT	PCT	PCT Excl. Reserve Codes
YES, ALLOWED TO TEACH	4	1243	30.8%	47.1%
NOT ALLOWED	5	1394	34.6%	52.9%
SUBTOTALS:		2637	65.4%	100.0%
RESERVED CODES:				
DON'T KNOW	D	6	0.1%	n/a
NOT APPLICABLE	I	1357	33.7%	n/a
SKIPPED ON WEB	S	32	0.8%	n/a
TOTALS:		4032	100.0%	100.0%

Codebook and Unweighted Frequencies for the 2021 General Social Survey (GSS)

Replicating Core

Variable: LIBMIL Type: Numeric

Label:

Suppose he wrote a book advocating doing away with elections and letting the military run the country. Somebody in your community suggests that the book be removed from the public library. Would you favor removing it, or not?

Notes: In 2021, LIBMIL was part of a wording experiment. See LIBMILY for the other variable.

LABEL	VALUE	COUNT	PCT	PCT Excl. Reserve Codes
REMOVE	1	392	9.7%	30.1%
NOT REMOVE	2	910	22.6%	69.9%
SUBTOTALS:		1302	32.3%	100.0%
RESERVED CODES:				
DON'T KNOW	D	1	0.0%	n/a
NO ANSWER	N	1	0.0%	n/a
NOT APPLICABLE	I	2714	67.3%	n/a
SKIPPED ON WEB	S	14	0.3%	n/a
TOTALS:		4032	100.0%	100.0%

Variable: LIBMILY Type: Numeric

Label:

Suppose this person wrote a book advocating doing away with elections and letting the military run the country. Somebody in your community suggests that the book be removed from the public library. Would you favor removing it, or not?

Notes:

Please see 'New Experiments in the 2021 GSS Cross Section' for more details.

LABEL	VALUE	COUNT	PCT	PCT Excl. Reserve Codes
REMOVE	1	391	9.7%	29.2%
NOT REMOVE	2	947	23.5%	70.8%
SUBTOTALS:		1338	33.2%	100.0%
RESERVED CODES:				
DON'T KNOW	D	3	0.1%	n/a
NOT APPLICABLE	I	2675	66.3%	n/a
SKIPPED ON WEB	S	16	0.4%	n/a
TOTALS:		4032	100.0%	100.0%

Codebook and Unweighted Frequencies for the 2021 General Social Survey (GSS)

Replicating Core

Variable: SPKHOMO Type: Numeric

Label: And what about a man who admits that he is homosexual...
Suppose this admitted homosexual wanted to make a speech in
your community. Should he be allowed to speak, or not?

Notes: In 2021, SPKHOMO was part of a wording experiment.
See SPKHOMOY for the other variable.

LABEL	VALUE	COUNT	PCT	PCT Excl. Reserve Codes
YES, ALLOWED TO SPEAK	1	1196	29.7%	91.7%
NOT ALLOWED	2	108	2.7%	8.3%
SUBTOTALS:		1304	32.3%	100.0%
RESERVED CODES:				
DON'T KNOW	D	1	0.0%	n/a
NO ANSWER	N	1	0.0%	n/a
NOT APPLICABLE	I	2714	67.3%	n/a
SKIPPED ON WEB	S	12	0.3%	n/a
TOTALS:		4032	100.0%	100.0%

Variable: SPKHOMOY Type: Numeric

Label: And what about a gay person?
Suppose this gay person wanted to make a speech in your
community. Should this person be allowed to speak, or not?

Notes:
Please see 'New Experiments in the 2021 GSS Cross Section'
for more details.

LABEL	VALUE	COUNT	PCT	PCT Excl. Reserve Codes
YES, ALLOWED TO SPEAK	1	1284	31.8%	95.2%
NOT ALLOWED	2	65	1.6%	4.8%
SUBTOTALS:		1349	33.5%	100.0%
RESERVED CODES:				
NO ANSWER	N	1	0.0%	n/a
NOT APPLICABLE	I	2675	66.3%	n/a
SKIPPED ON WEB	S	7	0.2%	n/a
TOTALS:		4032	100.0%	100.0%

Codebook and Unweighted Frequencies for the 2021 General Social Survey (GSS)

Replicating Core

Variable: COLHOMO Type: Numeric

Label:

Should such a person be allowed to teach in a college or university, or not?

Notes:

LABEL	VALUE	COUNT	PCT	PCT Excl. Reserve Codes
YES, ALLOWED TO TEACH	4	2473	61.3%	93.1%
NOT ALLOWED	5	183	4.5%	6.9%
SUBTOTALS:		2656	65.9%	100.0%
RESERVED CODES:				
DON'T KNOW	D	2	0.0%	n/a
NO ANSWER	N	1	0.0%	n/a
NOT APPLICABLE	I	1357	33.7%	n/a
SKIPPED ON WEB	S	16	0.4%	n/a
TOTALS:		4032	100.0%	100.0%

Variable: LIBHOMO Type: Numeric

Label:

(And what about a man who admits that he is homosexual...)
If some people in your community suggested that a book he wrote in favor of homosexuality should be taken out of your public library, would you favor removing this book, or not?Notes: In 2021,
LIBHOMO was part of a wording experiment.
See LIBHOMOY for the other variable.

LABEL	VALUE	COUNT	PCT	PCT Excl. Reserve Codes
REMOVE	1	174	4.3%	13.3%
NOT REMOVE	2	1134	28.1%	86.7%
SUBTOTALS:		1308	32.4%	100.0%
RESERVED CODES:				
DON'T KNOW	D	1	0.0%	n/a
NO ANSWER	N	1	0.0%	n/a
NOT APPLICABLE	I	2714	67.3%	n/a
SKIPPED ON WEB	S	8	0.2%	n/a
TOTALS:		4032	100.0%	100.0%

Codebook and Unweighted Frequencies for the 2021 General Social Survey (GSS)

Replicating Core

Variable: LIBHOMOY Type: Numeric

Label:

If somebody in your community suggests that a book the gay person wrote in favor of homosexuality should be taken out of your public library, would you favor removing it, or not?

Notes:

Please see 'New Experiments in the 2021 GSS Cross Section' for more details.

LABEL	VALUE	COUNT	PCT	PCT Excl. Reserve Codes
REMOVE	1	149	3.7%	11.1%
NOT REMOVE	2	1193	29.6%	88.9%
SUBTOTALS:		1342	33.3%	100.0%
RESERVED CODES:				
DON'T KNOW	D	4	0.1%	n/a
NOT APPLICABLE	I	2675	66.3%	n/a
SKIPPED ON WEB	S	11	0.3%	n/a
TOTALS:		4032	100.0%	100.0%

Variable: SPKMSLM Type: Numeric

Label:

Now consider a Muslim clergyman who preaches hatred of the United States.

If such a person wanted to make a speech in your community preaching hatred of the United States, should he be allowed to speak, or not?

Notes: In 2021,

SKPMLSM was part of a wording experiment.

See SPKMSLMY for the other variable.

LABEL	VALUE	COUNT	PCT	PCT Excl. Reserve Codes
YES, ALLOWED	1	629	15.6%	48.1%
NOT ALLOWED	2	678	16.8%	51.9%
SUBTOTALS:		1307	32.4%	100.0%
RESERVED CODES:				
DON'T KNOW	D	1	0.0%	n/a
NOT APPLICABLE	I	2714	67.3%	n/a
SKIPPED ON WEB	S	10	0.2%	n/a
TOTALS:		4032	100.0%	100.0%

Codebook and Unweighted Frequencies for the 2021 General Social Survey (GSS)

Replicating Core

Variable: SPKMSLMY Type: Numeric

Label:

Now consider a Islamic religious leader who preaches hatred of the United States.

If such a person wanted to make a speech in your community preaching hatred of the United States, should this person be allowed to speak, or not?

Notes:

Please see 'New Experiments in the 2021 GSS Cross Section' for more details.

LABEL	VALUE	COUNT	PCT	PCT Excl. Reserve Codes
YES, ALLOWED	1	644	16.0%	47.8%
NOT ALLOWED	2	702	17.4%	52.2%
SUBTOTALS:		1346	33.4%	100.0%
RESERVED CODES:				
DON'T KNOW	D	3	0.1%	n/a
NOT APPLICABLE	I	2675	66.3%	n/a
SKIPPED ON WEB	S	8	0.2%	n/a
TOTALS:		4032	100.0%	100.0%

Variable: COLMSLM Type: Numeric

Label:

Should such a person be allowed to teach in a college or university, or not?

Notes:

LABEL	VALUE	COUNT	PCT	PCT Excl. Reserve Codes
YES, ALLOWED TO TEACH	4	874	21.7%	33.0%
NOT ALLOWED	5	1772	43.9%	67.0%
SUBTOTALS:		2646	65.6%	100.0%
RESERVED CODES:				
DON'T KNOW	D	5	0.1%	n/a
NOT APPLICABLE	I	1357	33.7%	n/a
SKIPPED ON WEB	S	24	0.6%	n/a
TOTALS:		4032	100.0%	100.0%

Codebook and Unweighted Frequencies for the 2021 General Social Survey (GSS)

Replicating Core

Variable: LIBMSLM Type: Numeric

Label:

(Now consider a Muslim clergyman who preaches hatred of the United States...)

If some people in your community suggested that a book he wrote which preaches hatred of the United States should be taken out of your public library, would you favor removing this book, or not?

Notes: In 2021, LIBMSLM was part of a wording experiment. See LIBMSLMY for the other variable.

LABEL	VALUE	COUNT	PCT	PCT Excl. Reserve Codes
REMOVE	1	569	14.1%	43.6%
NOT REMOVE	2	735	18.2%	56.4%
SUBTOTALS:		1304	32.3%	100.0%
RESERVED CODES:				
DON'T KNOW	D	3	0.1%	n/a
NOT APPLICABLE	I	2714	67.3%	n/a
SKIPPED ON WEB	S	11	0.3%	n/a
TOTALS:		4032	100.0%	100.0%

Variable: LIBMSLMY Type: Numeric

Label:

(Now consider a Islamic religious leader who preaches hatred of the United States...)

If some people in your community suggested that a book this person wrote which preaches hatred of the United States should be taken out of your public library, would you favor removing this book, or not?

Notes: In 2021, LIBMSLMY was part of a wording experiment. See LIBMSLMY for the other variable.

LABEL	VALUE	COUNT	PCT	PCT Excl. Reserve Codes
REMOVE	1	616	15.3%	45.9%
NOT REMOVE	2	726	18.0%	54.1%
SUBTOTALS:		1342	33.3%	100.0%
RESERVED CODES:				
DON'T KNOW	D	4	0.1%	n/a
NOT APPLICABLE	I	2675	66.3%	n/a

Codebook and Unweighted Frequencies for the 2021 General Social Survey (GSS)

Replicating Core

Variable: LIBMSLMY Type: Numeric

Label:

(Now consider a Islamic religious leader who preaches hatred of the United States...)

If some people in your community suggested that a book this person wrote which preaches hatred of the United States should be taken out of your public library, would you favor removing this book, or not?

Notes: In 2021, LIBMSLMY was part of a wording experiment. See LIBMSLMY for the other variable.

LABEL	VALUE	COUNT	PCT	PCT Excl. Reserve Codes
SKIPPED ON WEB	S	11	0.3%	n/a
TOTALS:		4032	100.0%	100.0%

Variable: CAPPUN Type: Numeric

Label:

Do you favor or oppose the death penalty for persons convicted of murder?

Notes:

LABEL	VALUE	COUNT	PCT	PCT Excl. Reserve Codes
FAVOR	1	2222	55.1%	56.2%
OPPOSE	2	1735	43.0%	43.8%
SUBTOTALS:		3957	98.1%	100.0%
RESERVED CODES:				
DON'T KNOW	D	20	0.5%	n/a
NO ANSWER	N	1	0.0%	n/a
SKIPPED ON WEB	S	54	1.3%	n/a
TOTALS:		4032	100.0%	100.0%

Codebook and Unweighted Frequencies for the 2021 General Social Survey (GSS)

Replicating Core

Variable: GUNLAW Type: Numeric

Label:

Would you favor or oppose a law which would require a person to obtain a police permit before he or she could buy a gun?

Notes:

LABEL	VALUE	COUNT	PCT	PCT Excl. Reserve Codes
FAVOR	1	2686	66.6%	67.3%
OPPOSE	2	1306	32.4%	32.7%
SUBTOTALS:		3992	99.0%	100.0%
RESERVED CODES:				
DON'T KNOW	D	7	0.2%	n/a
SKIPPED ON WEB	S	33	0.8%	n/a
TOTALS:		4032	100.0%	100.0%

Variable: COURTSV Type: Numeric

Label: In general,

do you think the courts in this area deal too harshly or not harshly enough with criminals?

Notes:

COURTSV and COURTSNV replace COURTS in the 2021 GSS Cross-section.

LABEL	VALUE	COUNT	PCT	PCT Excl. Reserve Codes
TOO HARSHLY	1	424	10.5%	21.4%
NOT HARSHLY ENOUGH	2	965	23.9%	48.8%
ABOUT RIGHT	3	590	14.6%	29.8%
SUBTOTALS:		1979	49.1%	100.0%
RESERVED CODES:				
DON'T KNOW	D	12	0.3%	n/a
NOT APPLICABLE	I	1987	49.3%	n/a
SKIPPED ON WEB	S	54	1.3%	n/a
TOTALS:		4032	100.0%	100.0%

Codebook and Unweighted Frequencies for the 2021 General Social Survey (GSS)

Replicating Core

Variable: COURTSNV Type: Numeric

Label: In general,
do you think the courts in this area deal too harshly or not harshly enough with criminals?

Notes: COURTSV and COURTSNV replace COURTS in the 2021 GSS Cross-section.

LABEL	VALUE	COUNT	PCT	PCT Excl. Reserve Codes
TOO HARSHLY	1	581	14.4%	31.1%
NO HARSHLY ENOUGH	2	1244	30.9%	66.5%
ABOUT RIGHT (PHONE MODE ONLY, VOLUNTEERED)	3	46	1.1%	2.5%
SUBTOTALS:		1871	46.4%	100.0%
RESERVED CODES:				
CAN'T CHOOSE	D	18	0.4%	n/a
NO ANSWER	N	3	0.1%	n/a
NOT APPLICABLE	I	2045	50.7%	n/a
SKIPPED ON WEB	S	95	2.4%	n/a
TOTALS:		4032	100.0%	100.0%

Variable: GRASSV Type: Numeric

Label:
Do you think the use of marijuana should be made legal or not?Notes:
GRASSV and GRASSNV replace GRASS in the 2021 GSS
Cross-section.

LABEL	VALUE	COUNT	PCT	PCT Excl. Reserve Codes
SHOULD BE LEGAL	1	833	20.7%	75.4%
SHOULD NOT BE LEGAL	2	272	6.7%	24.6%
SUBTOTALS:		1105	27.4%	100.0%
RESERVED CODES:				
DON'T KNOW	D	251	6.2%	n/a
NO ANSWER	N	1	0.0%	n/a
NOT APPLICABLE	I	2673	66.3%	n/a
SKIPPED ON WEB	S	2	0.0%	n/a
TOTALS:		4032	100.0%	100.0%

Codebook and Unweighted Frequencies for the 2021 General Social Survey (GSS)

Replicating Core

Variable: GRASSNV Type: Numeric

Label:

Do you think the use of marijuana should be made legal or not?

Notes:

GRASSV and GRASSNV replace GRASS in the 2021 GSS Cross-section.

LABEL	VALUE	COUNT	PCT	PCT Excl. Reserve Codes
SHOULD BE LEGAL	1	959	23.8%	74.1%
SHOULD NOT BE LEGAL	2	336	8.3%	25.9%
SUBTOTALS:		1295	32.1%	100.0%
RESERVED CODES:				
DON'T KNOW	D	8	0.2%	n/a
NO ANSWER	N	1	0.0%	n/a
NOT APPLICABLE	I	2719	67.4%	n/a
SKIPPED ON WEB	S	9	0.2%	n/a
TOTALS:		4032	100.0%	100.0%

Variable: RELIG Type: Numeric

Label: What is your religious preference? Is it Protestant, Catholic, Jewish, some other religion, or no religion?

Notes:

LABEL	VALUE	COUNT	PCT	PCT Excl. Reserve Codes
PROTESTANT	1	1589	39.4%	40.2%
CATHOLIC	2	824	20.4%	20.9%
JEWISH	3	75	1.9%	1.9%
NONE	4	1121	27.8%	28.4%
OTHER	5	55	1.4%	1.4%
BUDDHISM	6	47	1.2%	1.2%
HINDUISM	7	30	0.7%	0.8%
OTHER EASTERN RELIGIONS	8	2	0.0%	0.1%
MUSLIM/ISLAM	9	25	0.6%	0.6%
ORTHODOX-CHRISTIAN	10	37	0.9%	0.9%
CHRISTIAN	11	124	3.1%	3.1%
NATIVE AMERICAN	12	3	0.1%	0.1%
INTER-NONDENOMINATIONAL	13	19	0.5%	0.5%
SUBTOTALS:		3951	98.0%	100.0%

Codebook and Unweighted Frequencies for the 2021 General Social Survey (GSS)

Replicating Core

Variable: RELIG Type: Numeric

Label: What is your religious preference? Is it Protestant, Catholic, Jewish, some other religion, or no religion?

Notes:

LABEL	VALUE	COUNT	PCT	PCT Excl. Reserve Codes
RESERVED CODES:				
DON'T KNOW	D	5	0.1%	n/a
NO ANSWER	N	44	1.1%	n/a
SKIPPED ON WEB	S	32	0.8%	n/a
TOTALS:		4032	100.0%	100.0%

Variable: DENOM Type: Numeric

Label: IF PROTESTANT: What specific denomination is that, if any?
(PROBE FOR EXACT DENOMINATION)

Notes: RELIG, punch 5

(Other, SPECIFY), is available from NORC. DENOM, punch 60 recoded into OTHER.

LABEL	VALUE	COUNT	PCT	PCT Excl. Reserve Codes
AMERICAN BAPTIST ASSOCIATION	10	21	0.5%	1.2%
AMERICAN BAPTIST CHURCHES IN THE U.S.A.	11	24	0.6%	1.4%
NATIONAL BAPTIST CONVENTION U.S.A., INC.	12	5	0.1%	0.3%
NATIONAL BAPTIST CONVENTION OF AMERICA	13	6	0.1%	0.4%
SOUTHERN BAPTIST CONVENTION	14	122	3.0%	7.2%
OTHER BAPTIST CHURCHES	15	26	0.6%	1.5%
BAPTIST, DON'T KNOW WHICH	18	204	5.1%	12.1%
AFRICAN METHODIST EPISCOPAL CHURCH	20	15	0.4%	0.9%
AFRICAN METHODIST EPISCOPAL ZION CHURCH	21	2	0.0%	0.1%
UNITED METHODIST CHURCH	22	148	3.7%	8.8%
METHODIST, DON'T KNOW WHICH	28	26	0.6%	1.5%
AMERICAN LUTHERAN CHURCH	30	22	0.5%	1.3%
LUTHERAN CHURCH IN AMERICA	31	5	0.1%	0.3%
LUTHERAN CHURCH - MISSOURI SYNOD	32	34	0.8%	2.0%
WISCONSIN EVANGELICAL LUTHERAN SYNOD	33	6	0.1%	0.4%
OTHER LUTHERAN CHURCHES	34	8	0.2%	0.5%
EVANGELICAL LUTHERAN	35	30	0.7%	1.8%
LUTHERAN, DON'T KNOW WHICH	38	56	1.4%	3.3%
PRESBYTERIAN CHURCH IN THE U.S.	40	17	0.4%	1.0%

Codebook and Unweighted Frequencies for the 2021 General Social Survey (GSS)

Replicating Core

Variable: DENOM Type: Numeric

Label: IF PROTESTANT: What specific denomination is that, if any?
(PROBE FOR EXACT DENOMINATION)Notes: RELIG, punch 5
(Other, SPECIFY), is available from NORC. DENOM, punch 60 recoded into OTHER.

LABEL	VALUE	COUNT	PCT	PCT Excl. Reserve Codes
UNITED PRESBYTERIAN CHURCH IN THE U.S.A.	41	5	0.1%	0.3%
OTHER PRESBYTERIAN CHURCHES	42	8	0.2%	0.5%
PRESBYTERIAN, MERGED	43	19	0.5%	1.1%
PRESBYTERIAN, DON'T KNOW WHICH	48	54	1.3%	3.2%
EPISCOPAL CHURCH	50	55	1.4%	3.3%
OTHER, SPECIFY	60	220	5.5%	13.0%
NO DENOMINATION OR NON-DENOMINATIONAL CHURCH	70	551	13.7%	32.6%
SUBTOTALS:		1689	41.9%	100.0%
RESERVED CODES:				
DON'T KNOW	D	15	0.4%	n/a
NO ANSWER	N	46	1.1%	n/a
NOT APPLICABLE	I	2243	55.6%	n/a
SKIPPED ON WEB	S	39	1.0%	n/a
TOTALS:		4032	100.0%	100.0%

Variable: OTHER Type: Numeric

Label: IF PROTESTANT: What specific denomination is that,
if any?(PROBE FOR EXACT DENOMINATION)

Notes:

LABEL	VALUE	COUNT	PCT	PCT Excl. Reserve Codes
IND BIBLE, BIBLE, BIBLE FELLOWSHIP	3	1	0.0%	0.5%
CHRISTIAN & MISSIONARY ALLIANCE	9	1	0.0%	0.5%
ASSEMBLY OF GOD	12	5	0.1%	2.3%
FREE METHODIST	13	2	0.0%	0.9%
APOSTOLIC FAITH	14	5	0.1%	2.3%
BRETHREN CHURCH, BRETHREN	20	3	0.1%	1.4%
UNITED BRETHREN, UNITED BRETHREN IN CHRIST	23	1	0.0%	0.5%
CHRISTIAN SCIENTIST	33	1	0.0%	0.5%
CHURCH OF CHRIST	35	9	0.2%	4.1%
CHURCHES OF GOD (EXCEPT WITH CHRIST AND HOLINESS)	36	5	0.1%	2.3%

Codebook and Unweighted Frequencies for the 2021 General Social Survey (GSS)

Replicating Core

Variable: OTHER Type: Numeric

Label: IF PROTESTANT: What specific denomination is that, if any?(PROBE FOR EXACT DENOMINATION)

Notes:

LABEL	VALUE	COUNT	PCT	PCT Excl. Reserve Codes
CHURCH OF GOD IN CHRIST	37	2	0.0%	0.9%
CHURCH OF GOD IN CHRIST HOLINESS	38	1	0.0%	0.5%
CONGREGATIONALIST, ST CONGREG	40	6	0.1%	2.7%
DISCIPLES OF CHRIST	44	1	0.0%	0.5%
EVANGELICAL, EVANGELIST	45	9	0.2%	4.1%
FOUR SQUARE GOSPEL	53	2	0.0%	0.9%
HOLINESS; CHURCH OF HOLINESS	56	3	0.1%	1.4%
JEHOVAHS WITNESSES	58	22	0.5%	10.0%
MENNONITE	63	1	0.0%	0.5%
MORMON	64	39	1.0%	17.7%
NAZARENE	65	7	0.2%	3.2%
PENTECOSTAL ASSEMBLY OF GOD	66	1	0.0%	0.5%
PENTECOSTAL	68	34	0.8%	15.5%
PENTECOSTAL HOLINESS, HOLINESS PENTECOSTAL	69	2	0.0%	0.9%
QUAKER	70	2	0.0%	0.9%
REFORMED	71	6	0.1%	2.7%
TH DAY ADVENTIST	77	11	0.3%	5.0%
UNITARIAN, UNIVERSALIST	80	8	0.2%	3.6%
UNITED CHURCH OF CHRIST	81	9	0.2%	4.1%
WESLEYAN	83	4	0.1%	1.8%
WESLEYAN METHODIST--PILGRIM	84	1	0.0%	0.5%
EVANGELICAL COVENANT	91	1	0.0%	0.5%
MISSIONARY BAPTIST	93	5	0.1%	2.3%
UNITY	95	1	0.0%	0.5%
CHARISMATIC	102	1	0.0%	0.5%
AMISH	111	1	0.0%	0.5%
MENNONITE BRETHREN	115	1	0.0%	0.5%
THE WAY MINISTRY	118	1	0.0%	0.5%
APOSTOLIC CHURCH	138	1	0.0%	0.5%
REFORMED CHURCH OF JESUS CHRIST OF LATTER DAY SAINTS	162	1	0.0%	0.5%
VINEYARD CHURCH	176	1	0.0%	0.5%
ALLIANCE	182	1	0.0%	0.5%

Codebook and Unweighted Frequencies for the 2021 General Social Survey (GSS)

Replicating Core

Variable: OTHER Type: Numeric

Label: IF PROTESTANT: What specific denomination is that, if any?(PROBE FOR EXACT DENOMINATION)

Notes:

LABEL	VALUE	COUNT	PCT	PCT Excl. Reserve Codes
MESSIANIC JEW	219	1	0.0%	0.5%
SUBTOTALS:		220	5.5%	100.0%
RESERVED CODES:				
NO ANSWER	N	46	1.1%	n/a
NOT APPLICABLE	I	3734	92.6%	n/a
SKIPPED ON WEB	S	32	0.8%	n/a
TOTALS:		4032	100.0%	100.0%

Variable: ATTEND Type: Numeric

Label: How often do you attend religious services?
(USE CATEGORIES AS PROBES, IF NECESSARY.)

Notes: See GSS Methodological Report No. 89

LABEL	VALUE	COUNT	PCT	PCT Excl. Reserve Codes
NEVER	0	1178	29.2%	29.7%
LESS THAN ONCE A YEAR	1	565	14.0%	14.3%
ABOUT ONCE OR TWICE A YEAR	2	453	11.2%	11.4%
SEVERAL TIMES A YEAR	3	403	10.0%	10.2%
ABOUT ONCE A MONTH	4	122	3.0%	3.1%
2-3 TIMES A YEAR	5	200	5.0%	5.0%
NEARLY EVERY WEEK	6	331	8.2%	8.4%
EVERY WEEK	7	532	13.2%	13.4%
SEVERAL TIMES A WEEK	8	178	4.4%	4.5%
SUBTOTALS:		3962	98.3%	100.0%
RESERVED CODES:				
NO ANSWER	N	3	0.1%	n/a
NOT APPLICABLE	I	40	1.0%	n/a
SKIPPED ON WEB	S	27	0.7%	n/a
TOTALS:		4032	100.0%	100.0%

Codebook and Unweighted Frequencies for the 2021 General Social Survey (GSS)

Replicating Core

Variable: CODEN Type: Numeric

Label:

(What is your partner's religious preference? Is it Protestant, Catholic, Jewish, some other religion, or no religion?...)

What specific denomination is that, if any?
(PROBE FOR EXACT DENOMINATION)

Notes: COREL, punch 5

(Other, SPECIFY), is available from NORC. CODEN, punch 60 recoded into COOTHER.

LABEL	VALUE	COUNT	PCT	PCT Excl. Reserve Codes
SUBTOTALS:		0	0.0%	n/a
RESERVED CODES:				
NOT AVAILABLE IN THIS RELEASE	X	4032	100.0%	n/a
TOTALS:		4032	100.0%	n/a

Variable: COFUND Type: Numeric

Label:

(What is your partner's religious preference? Is it Protestant, Catholic, Jewish, some other religion, or no religion?...)

Fundamentalism/Liberalism of Religion of Partner

Notes:

LABEL	VALUE	COUNT	PCT	PCT Excl. Reserve Codes
SUBTOTALS:		0	0.0%	n/a
RESERVED CODES:				
NOT AVAILABLE IN THIS RELEASE	X	4032	100.0%	n/a
TOTALS:		4032	100.0%	n/a

Variable: COJEW Type: Numeric

Label: IF JEWISH: Does (s/he) consider
(her/himself) Orthodox, Conservative, Reform or none of these?
(PROBE FOR EXACT DENOMINATION)

Notes:

LABEL	VALUE	COUNT	PCT	PCT Excl. Reserve Codes
SUBTOTALS:		0	0.0%	n/a
RESERVED CODES:				
NOT AVAILABLE IN THIS RELEASE	X	4032	100.0%	n/a
TOTALS:		4032	100.0%	n/a

Codebook and Unweighted Frequencies for the 2021 General Social Survey (GSS)

Replicating Core

Variable: DENOM16 Type: Numeric

Label: IF RAISED PROTESTANT: What specific denomination is that, if any? (PROBE FOR EXACT DENOMINATION)

Notes: RELIG16, punch 5
(Other, SPECIFY), is available from NORC. DENOM16, punch 60 recoded into OTH16.

LABEL	VALUE	COUNT	PCT	PCT Excl. Reserve Codes
SUBTOTALS:		0	0.0%	n/a
RESERVED CODES:				
NOT AVAILABLE IN THIS RELEASE	X	4032	100.0%	n/a
TOTALS:		4032	100.0%	n/a

Variable: FUND Type: Numeric

Label:
Fundamentalism/Liberalism of Respondent's ReligionNotes: See GSS Methodological Report No. 43.
If planning to perform trend analysis with this variable,
please consult GSS Methodological Report No. 56.

LABEL	VALUE	COUNT	PCT	PCT Excl. Reserve Codes
FUNDAMENTALIST	1	611	15.2%	16.3%
MODERATE	2	1565	38.8%	41.8%
LIBERAL	3	1565	38.8%	41.8%
SUBTOTALS:		3741	92.8%	100.0%
RESERVED CODES:				
NO ANSWER	N	259	6.4%	n/a
SKIPPED ON WEB	S	32	0.8%	n/a
TOTALS:		4032	100.0%	100.0%

Codebook and Unweighted Frequencies for the 2021 General Social Survey (GSS)

Replicating Core

Variable: JEW Type: Numeric

**Label: IF JEWISH: Do you consider yourself Orthodox, Conservative, Reform or none of these?
(PROBE FOR EXACT DENOMINATION)**

**Notes: In 2008,
if respondent answered RELIG=3 or OTHJEW= 1
(Yes) or 2 (Half or Part) , then JEW was asked.**

LABEL	VALUE	COUNT	PCT	PCT Excl. Reserve Codes
ORTHODOX	1	2	0.0%	2.7%
CONSERVATIVE	2	9	0.2%	12.0%
REFORM	3	43	1.1%	57.3%
NONE OF THESE	4	21	0.5%	28.0%
SUBTOTALS:		75	1.9%	100.0%
RESERVED CODES:				
NO ANSWER	N	44	1.1%	n/a
NOT APPLICABLE	I	3881	96.3%	n/a
SKIPPED ON WEB	S	32	0.8%	n/a
TOTALS:		4032	100.0%	100.0%

Variable: FUND16 Type: Numeric

**Label: IF JEWISH:
Fundamentalism/Liberalism of Religion Respondent Raised
In**

**Notes: See GSS Methodological Report No. 43.
If planning to perform trend analysis with this variable,
please consult GSS Methodological Report No. 56.**

LABEL	VALUE	COUNT	PCT	PCT Excl. Reserve Codes
FUNDAMENTALIST	1	575	14.3%	17.1%
MODERATE	2	1746	43.3%	52.0%
LIBERAL	3	1038	25.7%	30.9%
SUBTOTALS:		3359	83.3%	100.0%
RESERVED CODES:				
NO ANSWER	N	673	16.7%	n/a
TOTALS:		4032	100.0%	100.0%

Codebook and Unweighted Frequencies for the 2021 General Social Survey (GSS)

Replicating Core

Variable: JEW16 Type: Numeric

Label: IF JEWISH: Were you Orthodox, Conservative, Reform, or none of these? (PROBE FOR EXACT DENOMINATION)

Notes:

LABEL	VALUE	COUNT	PCT	PCT Excl. Reserve Codes
SUBTOTALS:		0	0.0%	n/a
RESERVED CODES:				
NOT AVAILABLE IN THIS RELEASE	X	4032	100.0%	n/a
TOTALS:		4032	100.0%	n/a

Variable: POPESPKS Type: Numeric

Label: We are interested in what American Catholics think about religious matters. Please select the answer from this card that comes closest to your own personal opinion about the following statement: Under certain conditions, the pope is infallible when he speaks on matters of faith and morals.

Notes: Card A17a contained responses for punches 1 to 5.
See GSS Methodological Report No. 30.

LABEL	VALUE	COUNT	PCT	PCT Excl. Reserve Codes
CERTAINLY TRUE	1	132	3.3%	16.2%
PROBABLY TRUE	2	215	5.3%	26.4%
I AM UNCERTAIN WHETHER THIS IS TRUE OR FALSE	3	327	8.1%	40.2%
PROBABLY FALSE	4	84	2.1%	10.3%
CERTAINLY FALSE	5	55	1.4%	6.8%
SUBTOTALS:		813	20.2%	100.0%
RESERVED CODES:				
DON'T KNOW	D	5	0.1%	n/a
NO ANSWER	N	7	0.2%	n/a
NOT APPLICABLE	I	3203	79.4%	n/a
SKIPPED ON WEB	S	4	0.1%	n/a
TOTALS:		4032	100.0%	100.0%

Codebook and Unweighted Frequencies for the 2021 General Social Survey (GSS)

Replicating Core

Variable: POSTLIFENV Type: Numeric

Label: Do you believe there is a life after death?

Notes:

POSTLIFENV and POSTLIFEV replace POSTLIFE in the 2021 GSS Cross-section.

LABEL	VALUE	COUNT	PCT	PCT Excl. Reserve Codes
YES	1	1407	34.9%	73.2%
NO	2	514	12.7%	26.8%
SUBTOTALS:		1921	47.6%	100.0%
RESERVED CODES:				
DON'T KNOW	D	18	0.4%	n/a
NOT APPLICABLE	I	2065	51.2%	n/a
SKIPPED ON WEB	S	28	0.7%	n/a
TOTALS:		4032	100.0%	100.0%

Variable: POSTLIFEV Type: Numeric

Label: Do you believe there is a life after death?

Notes:

POSTLIFENV and POSTLIFEV replace POSTLIFE in the 2021 GSS Cross-section.

LABEL	VALUE	COUNT	PCT	PCT Excl. Reserve Codes
YES	1	1180	29.3%	77.1%
NO	2	350	8.7%	22.9%
SUBTOTALS:		1530	37.9%	100.0%
RESERVED CODES:				
DON'T KNOW	D	485	12.0%	n/a
NO ANSWER	N	1	0.0%	n/a
NOT APPLICABLE	I	2007	49.8%	n/a
SKIPPED ON WEB	S	9	0.2%	n/a
TOTALS:		4032	100.0%	100.0%

Codebook and Unweighted Frequencies for the 2021 General Social Survey (GSS)

Replicating Core

Variable: PRAY Type: Numeric

Label: About how often do you pray?
(USE CATEGORIES AS PROBES.)Notes: If planning to perform trend analysis with this variable,
please consult GSS Methodological Report No. 56.

LABEL	VALUE	COUNT	PCT	PCT Excl. Reserve Codes
SEVERAL TIMES A DAY	1	1139	28.2%	28.8%
ONCE A DAY	2	656	16.3%	16.6%
SEVERAL TIMES A WEEK	3	542	13.4%	13.7%
ONCE A WEEK	4	175	4.3%	4.4%
LESS THAN ONCE A WEEK	5	560	13.9%	14.2%
NEVER	6	883	21.9%	22.3%
SUBTOTALS:		3955	98.1%	100.0%
RESERVED CODES:				
DON'T KNOW	D	2	0.0%	n/a
NO ANSWER	N	41	1.0%	n/a
SKIPPED ON WEB	S	34	0.8%	n/a
TOTALS:		4032	100.0%	100.0%

Variable: RELIG16 Type: Numeric

Label: In what religion were you raised?

Notes:

LABEL	VALUE	COUNT	PCT	PCT Excl. Reserve Codes
SUBTOTALS:		0	0.0%	n/a
RESERVED CODES:				
NOT AVAILABLE IN THIS RELEASE	X	4032	100.0%	n/a
TOTALS:		4032	100.0%	n/a

Codebook and Unweighted Frequencies for the 2021 General Social Survey (GSS)

Replicating Core

Variable: SPDEN Type: Numeric

Label:

(What is your (SPOUSE'S) religious preference? Is it Protestant, Catholic, Jewish, some other religion, or no religion?...) What specific denomination is that, if any? (PROBE FOR EXACT DENOMINATION)

Notes: SPREL, punch 5

(Other, SPECIFY), is available from NORC. SPDEN, punch 60 recoded into SPOTHER

LABEL	VALUE	COUNT	PCT	PCT Excl. Reserve Codes
SUBTOTALS:		0	0.0%	n/a
RESERVED CODES:				
NOT AVAILABLE IN THIS RELEASE	X	4032	100.0%	n/a
TOTALS:		4032	100.0%	n/a

Variable: SPOTHER Type: Numeric

Label: Please specify denomination:**Notes:**

LABEL	VALUE	COUNT	PCT	PCT Excl. Reserve Codes
SUBTOTALS:		0	0.0%	n/a
RESERVED CODES:				
NOT AVAILABLE IN THIS RELEASE	X	4032	100.0%	n/a
TOTALS:		4032	100.0%	n/a

Codebook and Unweighted Frequencies for the 2021 General Social Survey (GSS)

Replicating Core

Variable: SPFUND Type: Numeric

Label:
 (What is your
 (SPOUSE'S) religious preference? Is it Protestant, Catholic, Jewish,
 some other religion, or no religion?...) Fundamentalism/Liberalism of Religion of Spouse

Notes: See GSS Methodological Report No. 43.
 If planning to perform trend analysis with this variable,
 please consult GSS Methodological Report No. 56.

LABEL	VALUE	COUNT	PCT	PCT Excl. Reserve Codes
SUBTOTALS:		0	0.0%	n/a
RESERVED CODES:				
NOT AVAILABLE IN THIS RELEASE	X	4032	100.0%	n/a
TOTALS:		4032	100.0%	n/a

Variable: SPJEW Type: Numeric

Label:
 (What is your
 (SPOUSE'S) religious preference? Is it Protestant, Catholic, Jewish,
 some other religion, or no religion?...) Does (s/he) consider
 (her/himself) Orthodox, Conservative, Reform or none of these?
 (PROBE FOR EXACT DENOMINATION)

Notes:

LABEL	VALUE	COUNT	PCT	PCT Excl. Reserve Codes
SUBTOTALS:		0	0.0%	n/a
RESERVED CODES:				
NOT AVAILABLE IN THIS RELEASE	X	4032	100.0%	n/a
TOTALS:		4032	100.0%	n/a

Codebook and Unweighted Frequencies for the 2021 General Social Survey (GSS)

Replicating Core

Variable: RELITENV Type: Numeric

Label:

(ASK EVERYONE WITH ANY RELIGIOUS PREFERENCE NAMED IN RELIG)

Would you call yourself a strong (PREFERENCE NAMED IN RELIG) or a not very strong (PREFERENCE NAMED IN RELIG)?

Notes:

RELITENV and RELITENNV replace RELITEN in the 2021 GSS Cross-section.

LABEL	VALUE	COUNT	PCT	PCT Excl. Reserve Codes
STRONG	1	486	12.1%	34.1%
NOT VERY STRONG	2	601	14.9%	42.2%
SOMEWHAT STRONG	3	338	8.4%	23.7%
SUBTOTALS:		1425	35.3%	100.0%
RESERVED CODES:				
DON'T KNOW	D	3	0.1%	n/a
NOT APPLICABLE	I	2585	64.1%	n/a
SKIPPED ON WEB	S	19	0.5%	n/a
TOTALS:		4032	100.0%	100.0%

Variable: BIBLENV Type: Numeric

Label:

Which of these statements comes closest to describing your feelings about the Bible?

A.) The Bible is the actual word of God and is to be taken literally, word for word.

B.)The Bible is the inspired word of God but not everything in it should be taken literally, word for word. C.)The Bible is an ancient book of fables, legends, history, and moral precepts recorded by man.

Notes: BIBLEV and BIBLENV replace BIBLE in the 2021 GSS Cross-section.

LABEL	VALUE	COUNT	PCT	PCT Excl. Reserve Codes
WORD OF GOD	1	415	10.3%	21.4%
INSPIRED WORD	2	929	23.0%	48.0%
ANCIENT BOOK	3	587	14.6%	30.3%
OTHER (PHONE MODE ONLY, VOLUNTEERED)	4	4	0.1%	0.2%
SUBTOTALS:		1935	48.0%	100.0%
RESERVED CODES:				
DON'T KNOW	D	2	0.0%	n/a
NO ANSWER	N	1	0.0%	n/a
NOT APPLICABLE	I	2067	51.3%	n/a

Codebook and Unweighted Frequencies for the 2021 General Social Survey (GSS)

*Replicating Core*Variable: **BIBLENV** Type: Numeric**Label:**

Which of these statements comes closest to describing your feelings about the Bible?

A.) The Bible is the actual word of God and is to be taken literally, word for word.

B.)The Bible is the inspired word of God but not everything in it should be taken literally, word for word. C.)The Bible is an ancient book of fables, legends, history, and moral precepts recorded by man.

Notes: **BIBLEV** and **BIBLENV** replace **BIBLE** in the 2021 GSS Cross-section.

LABEL	VALUE	COUNT	PCT	PCT Excl. Reserve Codes
SKIPPED ON WEB	S	27	0.7%	n/a
TOTALS:		4032	100.0%	100.0%

Variable: **BIBLEV** Type: Numeric**Label:**

Which of these statements comes closest to describing your feelings about the Bible? A.)

The Bible is the actual word of God and is to be taken literally, word for word.

B.)The Bible is the inspired word of God but not everything in it should be taken literally, word for word.

C.)The Bible is an ancient book of fables, legends, history, and moral precepts recorded by man.

Notes:**BIBLEV** and **BIBLENV** replace **BIBLE** in the 2021 GSS Cross-section.

LABEL	VALUE	COUNT	PCT	PCT Excl. Reserve Codes
WORD OF GOD	1	424	10.5%	21.2%
INSPIRED WORD	2	816	20.2%	40.8%
ANCIENT BOOK	3	574	14.2%	28.7%
OTHER	4	186	4.6%	9.3%
SUBTOTALS:		2000	49.6%	100.0%
RESERVED CODES:				
DON'T KNOW	D	3	0.1%	n/a
NO ANSWER	N	3	0.1%	n/a
NOT APPLICABLE	I	2007	49.8%	n/a
SKIPPED ON WEB	S	19	0.5%	n/a
TOTALS:		4032	100.0%	100.0%

Codebook and Unweighted Frequencies for the 2021 General Social Survey (GSS)

Replicating Core

Variable: PRAYERV Type: Numeric

Label:

The United States Supreme Court has ruled that no state or local government may require the reading of the Lord's Prayer or Bible verses in public schools.

What are your views on this--do you approve or disapprove of the court ruling?

Notes:

PRAYERV and PRAYERNV replace PRAYER in the 2021 GSS Cross-section.

LABEL	VALUE	COUNT	PCT	PCT Excl. Reserve Codes
APPROVE	1	819	20.3%	64.2%
DISAPPROVE	2	457	11.3%	35.8%
SUBTOTALS:		1276	31.6%	100.0%
RESERVED CODES:				
DON'T KNOW	D	93	2.3%	n/a
NOT APPLICABLE	I	2658	65.9%	n/a
SKIPPED ON WEB	S	5	0.1%	n/a
TOTALS:		4032	100.0%	100.0%

Variable: PRAYERNV Type: Numeric

Label:

The United States Supreme Court has ruled that no state or local government may require the reading of the Lord's Prayer or Bible verses in public schools.

What are your views on this--do you approve or disapprove of the court ruling?

Notes:

PRAYERV and PRAYERNV replace PRAYER in the 2021 GSS Cross-section.

LABEL	VALUE	COUNT	PCT	PCT Excl. Reserve Codes
APPROVE	1	872	21.6%	65.3%
DISAPPROVE	2	464	11.5%	34.7%
SUBTOTALS:		1336	33.1%	100.0%
RESERVED CODES:				
DON'T KNOW	D	5	0.1%	n/a
NOT APPLICABLE	I	2689	66.7%	n/a
SKIPPED ON WEB	S	2	0.0%	n/a
TOTALS:		4032	100.0%	100.0%

Codebook and Unweighted Frequencies for the 2021 General Social Survey (GSS)

Replicating Core

Variable: RACLIVE Type: Numeric

Label: Are there any
 (“whites” for black respondents, “blacks”
 for non-black respondents)
 living in this neighborhood now?

Notes:

LABEL	VALUE	COUNT	PCT	PCT Excl. Reserve Codes
YES	1	2955	73.3%	82.4%
NO	2	632	15.7%	17.6%
SUBTOTALS:		3587	89.0%	100.0%
RESERVED CODES:				
DON'T KNOW	D	440	10.9%	n/a
SKIPPED ON WEB	S	5	0.1%	n/a
TOTALS:		4032	100.0%	100.0%

Variable: RACOPENV Type: Numeric

Label:

Suppose there is a community-wide vote on the general housing issue. There are two possible laws to vote on: One law says that a homeowner can decide whom to sell their house to, even if that homeowner prefers not to sell to someone because of their race or color. The second law says that a homeowner cannot refuse to sell to someone because of their race or color. Which law would you vote for?

Notes:

RACOPENNV and RACOPENV replace RACOPEN in the 2021 GSS Cross-section.

LABEL	VALUE	COUNT	PCT	PCT Excl. Reserve Codes
FIRST LAW	1	214	5.3%	10.5%
SECOND LAW	2	1521	37.7%	74.7%
NEITHER	3	302	7.5%	14.8%
SUBTOTALS:		2037	50.5%	100.0%
RESERVED CODES:				
DON'T KNOW	D	1	0.0%	n/a
NO ANSWER	N	1	0.0%	n/a
NOT APPLICABLE	I	1987	49.3%	n/a

Codebook and Unweighted Frequencies for the 2021 General Social Survey (GSS)

Replicating Core

Variable: RACOPENV Type: Numeric

Label:

Suppose there is a community-wide vote on the general housing issue. There are two possible laws to vote on: One law says that a homeowner can decide whom to sell their house to, even if that homeowner prefers not to sell to someone because of their race or color. The second law says that a homeowner cannot refuse to sell to someone because of their race or color. Which law would you vote for?

Notes:

RACOPENNV and RACOPENV replace RACOPEN in the 2021 GSS Cross-section.

LABEL	VALUE	COUNT	PCT	PCT Excl. Reserve Codes
SKIPPED ON WEB	S	6	0.1%	n/a
TOTALS:		4032	100.0%	100.0%

Variable: RACOPENNV Type: Numeric

Label: Suppose there is a community-wide vote on the general housing issue.

There are two possible laws to vote on:

One law says that a homeowner can decide whom to sell their house to, even if that homeowner prefers not to sell to someone because of their race or color. The second law says that a homeowner cannot refuse to sell to someone because of their race or color. Which law would you vote for?

Notes:

RACOPENNV and RACOPENV replace RACOPEN in the 2021 GSS Cross-section.

LABEL	VALUE	COUNT	PCT	PCT Excl. Reserve Codes
FIRST LAW	1	353	8.8%	18.0%
SECOND LAW	2	1600	39.7%	81.5%
NEITHER (PHONE MODE ONLY, VOLUNTEERED)	3	9	0.2%	0.5%
SUBTOTALS:		1962	48.7%	100.0%
RESERVED CODES:				
DON'T KNOW	D	2	0.0%	n/a
NOT APPLICABLE	I	2045	50.7%	n/a
SKIPPED ON WEB	S	23	0.6%	n/a
TOTALS:		4032	100.0%	100.0%

Codebook and Unweighted Frequencies for the 2021 General Social Survey (GSS)

Replicating Core

Variable: AFFRMACT Type: Numeric

Label: Some people say that because of past discrimination, Blacks should be given preference in hiring and promotion. Others say that such preference in hiring and promotion of Blacks is wrong because it discriminates against Whites. What about your opinion?

Are you for or against preferential hiring and promotion of Blacks? IF FAVORS:

Do you favor preference in hiring and promotion strongly or not strongly? IF OPPOSES:

Do you oppose preference in hiring and promotion strongly or not strongly?

Notes:

LABEL	VALUE	COUNT	PCT	PCT Excl. Reserve Codes
STRONGLY FAVORS	1	349	8.7%	13.3%
NOT STRONGLY FAVORS	2	299	7.4%	11.4%
NOT STRONGLY OPPOSES	3	818	20.3%	31.1%
STRONGLY OPPOSES	4	1162	28.8%	44.2%
SUBTOTALS:		2628	65.2%	100.0%
RESERVED CODES:				
DON'T KNOW	D	22	0.5%	n/a
NO ANSWER	N	4	0.1%	n/a
NOT APPLICABLE	I	1378	34.2%	n/a
TOTALS:		4032	100.0%	100.0%

Variable: WRKWAYUP Type: Numeric

Label: Do you agree strongly, agree somewhat, neither agree nor disagree, disagree somewhat, or disagree strongly with the following statement (HAND CARD TO RESPONDENT) Irish, Italians, Jewish and many other minorities overcame prejudice and worked their way. Blacks should do the same without special favors.

Notes: AFFRMACT, WRKWAYUPAA, and WRKWAYUPAB are recoded into a single variable. Hand Card A9 contained responses 1-5.

LABEL	VALUE	COUNT	PCT	PCT Excl. Reserve Codes
AGREE STRONGLY	1	609	15.1%	22.7%
AGREE SOMEWHAT	2	536	13.3%	19.9%
NEITHER AGREE NOR DISAGREE	3	640	15.9%	23.8%
DISAGREE SOMEWHAT	4	380	9.4%	14.1%

Codebook and Unweighted Frequencies for the 2021 General Social Survey (GSS)

Replicating Core

Variable: WRKWAYUP Type: Numeric

Label: Do you agree strongly, agree somewhat, neither agree nor disagree, disagree somewhat, or disagree strongly with the following statement (HAND CARD TO RESPONDENT) Irish, Italians, Jewish and many other minorities overcame prejudice and worked their way. Blacks should do the same without special favors.

Notes: AFFRMACT, WRKWAYUPAA, and WRKWAYUPAB are recoded into a single variable. Hand Card A9 contained responses 1-5.

LABEL	VALUE	COUNT	PCT	PCT Excl. Reserve Codes
DISAGREE STRONGLY	5	523	13.0%	19.5%
SUBTOTALS:		2688	66.7%	100.0%
RESERVED CODES:				
DON'T KNOW	D	9	0.2%	n/a
NO ANSWER	N	2	0.0%	n/a
NOT APPLICABLE	I	1315	32.6%	n/a
SKIPPED ON WEB	S	18	0.4%	n/a
TOTALS:		4032	100.0%	100.0%

Variable: HAPPY Type: Numeric

Label: Taken all together, how would you say things are these days--would you say that you are very happy, pretty happy, or not too happy?

Notes: See GSS Methodological Report No. 34 and GSS Social Change Report No. 6. If planning to perform trend analysis with this variable, please consult GSS Methodological Report No. 56.

LABEL	VALUE	COUNT	PCT	PCT Excl. Reserve Codes
VERY HAPPY	1	783	19.4%	19.5%
PRETTY HAPPY	2	2308	57.2%	57.5%
NOT TOO HAPPY	3	923	22.9%	23.0%
SUBTOTALS:		4014	99.6%	100.0%
RESERVED CODES:				
DON'T KNOW	D	1	0.0%	n/a
NO ANSWER	N	1	0.0%	n/a
SKIPPED ON WEB	S	16	0.4%	n/a
TOTALS:		4032	100.0%	100.0%

Codebook and Unweighted Frequencies for the 2021 General Social Survey (GSS)

Replicating Core

Variable: HAPMAR Type: Numeric

Label:
(IF CURRENTLY MARRIED, ASK HAPMAR)
Taking things all together,
how would you describe your marriage?
Would you say that your marriage is very happy,
pretty happy, or not too happy?

Notes: See HAPPY

LABEL	VALUE	COUNT	PCT	PCT Excl. Reserve Codes
VERY HAPPY	1	1211	30.0%	61.0%
PRETTY HAPPY	2	701	17.4%	35.3%
NOT TOO HAPPY	3	74	1.8%	3.7%
SUBTOTALS:		1986	49.3%	100.0%
RESERVED CODES:				
NO ANSWER	N	3	0.1%	n/a
NOT APPLICABLE	I	2031	50.4%	n/a
SKIPPED ON WEB	S	12	0.3%	n/a
TOTALS:		4032	100.0%	100.0%

Variable: HAPCOHAB Type: Numeric

Label:
(IF CURRENTLY UNMARRIED OR ANSWERED
PUNCHES 1 OR 2 FOR POSSLQ OR POSSLQY,
ASK HAPCOHAB) Taking things all together,
would you say that your relationship with your partner is
very happy, pretty happy, or not too happy?

Notes:
This question was asked only of respondents who reported
having a cohabiting partner.

LABEL	VALUE	COUNT	PCT	PCT Excl. Reserve Codes
VERY HAPPY	1	185	4.6%	50.8%
PRETTY HAPPY	2	155	3.8%	42.6%
NOT TOO HAPPY	3	24	0.6%	6.6%
SUBTOTALS:		364	9.0%	100.0%
RESERVED CODES:				
DON'T KNOW	D	1	0.0%	n/a
NO ANSWER	N	1	0.0%	n/a
NOT APPLICABLE	I	3665	90.9%	n/a

Codebook and Unweighted Frequencies for the 2021 General Social Survey (GSS)

Replicating Core

Variable: HAPCOHAB Type: Numeric

Label:
 (IF CURRENTLY UNMARRIED OR ANSWERED PUNCHES 1 OR 2 FOR POSSLQ OR POSSLQY, ASK HAPCOHAB) Taking things all together, would you say that your relationship with your partner is very happy, pretty happy, or not too happy?

Notes:
 This question was asked only of respondents who reported having a cohabiting partner.

LABEL	VALUE	COUNT	PCT	PCT Excl. Reserve Codes
SKIPPED ON WEB	S	1	0.0%	n/a
TOTALS:		4032	100.0%	100.0%

Variable: HEALTH Type: Numeric

Label: Would you say your own health, in general, is excellent, good, fair, or poor?

Notes:

LABEL	VALUE	COUNT	PCT	PCT Excl. Reserve Codes
EXCELLET	1	835	20.7%	20.8%
GOOD	2	2264	56.2%	56.3%
FAIR	3	773	19.2%	19.2%
POOR	4	151	3.7%	3.8%
SUBTOTALS:		4023	99.8%	100.0%
RESERVED CODES:				
NOT APPLICABLE	I	5	0.1%	n/a
SKIPPED ON WEB	S	4	0.1%	n/a
TOTALS:		4032	100.0%	100.0%

Codebook and Unweighted Frequencies for the 2021 General Social Survey (GSS)

Replicating Core

Variable: LIFE Type: Numeric

Label: In general, do you find life exciting, pretty routine, or dull?

Notes:

LABEL	VALUE	COUNT	PCT	PCT Excl. Reserve Codes
EXCITING	1	962	23.9%	36.0%
ROUTINE	2	1571	39.0%	58.9%
DULL	3	136	3.4%	5.1%
SUBTOTALS:		2669	66.2%	100.0%
RESERVED CODES:				
DON'T KNOW	D	1	0.0%	n/a
NOT APPLICABLE	I	1357	33.7%	n/a
SKIPPED ON WEB	S	5	0.1%	n/a
TOTALS:		4032	100.0%	100.0%

Variable: FAIRV Type: Numeric

Label:

Do you think most people would try to take advantage of you if they got a chance, or would they try to be fair?

Notes: FAIRV and FAIRNV replace FAIR in the 2021 GSS Cross-section.

LABEL	VALUE	COUNT	PCT	PCT Excl. Reserve Codes
WOULD TAKE ADVANTAGE OF YOU	1	140	3.5%	20.5%
WOULD TRY TO BE FAIR	2	280	6.9%	40.9%
DEPENDS	3	264	6.5%	38.6%
SUBTOTALS:		684	17.0%	100.0%
RESERVED CODES:				
NO ANSWER	N	1	0.0%	n/a
NOT APPLICABLE	I	3344	82.9%	n/a
SKIPPED ON WEB	S	3	0.1%	n/a
TOTALS:		4032	100.0%	100.0%

Codebook and Unweighted Frequencies for the 2021 General Social Survey (GSS)

Replicating Core

Variable: FAIRNV Type: Numeric

Label: Do you think most people would try to take advantage of you if they got a chance, or would they try to be fair?

Notes: FAIRV and FAIRNV replace FAIR in the 2021 GSS Cross-section.

LABEL	VALUE	COUNT	PCT	PCT Excl. Reserve Codes
WOULD TAKE ADVANTAGE OF YOU	1	274	6.8%	41.2%
WOULD TRY TO BE FAIR	2	389	9.6%	58.5%
DEPENDS (PHONE MODE ONLY, VOLUNTEERED)	3	2	0.0%	0.3%
SUBTOTALS:		665	16.5%	100.0%
RESERVED CODES:				
NOT APPLICABLE	I	3363	83.4%	n/a
SKIPPED ON WEB	S	4	0.1%	n/a
TOTALS:		4032	100.0%	100.0%

Variable: HELPFULV Type: Numeric

Label: Would you say that most of the time people try to be helpful, or that they are mostly just looking out for themselves?

Notes:

HELPFULV and HELPFULNV replace HELPFUL in the 2021 GSS Cross section.

If planning to perform trend analysis prior to 2021 with this variable, please consult GSS Methodological Report No. 56.

LABEL	VALUE	COUNT	PCT	PCT Excl. Reserve Codes
TRY TO BE HELPFUL	1	449	11.1%	33.1%
LOOKING OUT FOR THEMSELVES	2	327	8.1%	24.1%
DEPENDS	3	582	14.4%	42.9%
SUBTOTALS:		1358	33.7%	100.0%
RESERVED CODES:				
DON'T KNOW	D	1	0.0%	n/a
NOT APPLICABLE	I	2673	66.3%	n/a
TOTALS:		4032	100.0%	100.0%

Codebook and Unweighted Frequencies for the 2021 General Social Survey (GSS)

Replicating Core

Variable: HELPFULNV Type: Numeric

Label: Would you say that most of the time people try to be helpful, or that they are mostly just looking out for themselves?

Notes:

HELPFULV and HELPFULNV replace HELPFUL in the 2021 GSS Cross section.
If planning to perform trend analysis prior to 2021 with this variable,
please consult GSS Methodological Report No. 56.

LABEL	VALUE	COUNT	PCT	PCT Excl. Reserve Codes
TRY TO BE HELPFUL	1	751	18.6%	57.5%
LOOKING OUT FOR THEMSELVES	2	550	13.6%	42.1%
DEPENDS (PHONE MODE ONLY, VOLUNTEERED)	3	6	0.1%	0.5%
SUBTOTALS:		1307	32.4%	100.0%
RESERVED CODES:				
DON'T KNOW	D	2	0.0%	n/a
NOT APPLICABLE	I	2719	67.4%	n/a
SKIPPED ON WEB	S	4	0.1%	n/a
TOTALS:		4032	100.0%	100.0%

Variable: TRUST Type: Numeric

Label: Generally speaking, would you say that most people can be trusted or that you can't be too careful in dealing with people?

Notes:

LABEL	VALUE	COUNT	PCT	PCT Excl. Reserve Codes
SUBTOTALS:		0	0.0%	n/a
RESERVED CODES:				
NOT INCLUDED IN 2021 GSS	Y	4032	100.0%	n/a
TOTALS:		4032	100.0%	n/a

Codebook and Unweighted Frequencies for the 2021 General Social Survey (GSS)

Replicating Core

Variable: TRUSTV Type: Numeric

Label: Generally speaking,
would you say that most people can be trusted or that you can't
be too careful in dealing with people?

Notes:

TRUSTV and TRUSTNV replace TRUST in the 2021 GSS
Cross-section.

LABEL	VALUE	COUNT	PCT	PCT Excl. Reserve Codes
CAN TRUST	1	295	7.3%	21.7%
CAN'T BE TOO CAREFUL	2	557	13.8%	41.0%
DEPENDS	3	505	12.5%	37.2%
SUBTOTALS:		1357	33.7%	100.0%
RESERVED CODES:				
NOT APPLICABLE	I	2673	66.3%	n/a
SKIPPED ON WEB	S	2	0.0%	n/a
TOTALS:		4032	100.0%	100.0%

Variable: TRUSTNV Type: Numeric

Label: Generally speaking,
would you say that most people can be trusted or that you can't be too careful in dealing
with people?

Notes: TRUSTV and TRUSTNV replace TRUST in the 2021 GSS Cross-section.

LABEL	VALUE	COUNT	PCT	PCT Excl. Reserve Codes
CAN TRUST	1	527	13.1%	40.3%
CAN'T BE TOO CAREFUL	2	776	19.2%	59.4%
DEPENDS (PHONE MODE ONLY, VOLUNTEERED)	3	4	0.1%	0.3%
SUBTOTALS:		1307	32.4%	100.0%
RESERVED CODES:				
NOT APPLICABLE	I	2719	67.4%	n/a
SKIPPED ON WEB	S	6	0.1%	n/a
TOTALS:		4032	100.0%	100.0%

Codebook and Unweighted Frequencies for the 2021 General Social Survey (GSS)

Replicating Core

Variable: CONFINAN Type: Numeric

Label:

(I am going to name some institutions in this country.
As far as the people running this institution are concerned,
would you say you have a great deal of confidence,
only some confidence,
or hardly any confidence at all in them?)
Banks and financial institutions

Notes:

LABEL	VALUE	COUNT	PCT	PCT Excl. Reserve Codes
A GREAT DEAL	1	482	12.0%	18.1%
ONLY SOME	2	1592	39.5%	59.8%
HARDLY ANY	3	586	14.5%	22.0%
SUBTOTALS:		2660	66.0%	100.0%
RESERVED CODES:				
DON'T KNOW	D	4	0.1%	n/a
NO ANSWER	N	2	0.0%	n/a
NOT APPLICABLE	I	1360	33.7%	n/a
SKIPPED ON WEB	S	6	0.1%	n/a
TOTALS:		4032	100.0%	100.0%

Variable: CONBUS Type: Numeric

Label:

(I am going to name some institutions in this country.
As far as the people running these institutions are
concerned,
would you say you have a great deal of confidence,
only some confidence,
or hardly any confidence at all in them?) Major companies

Notes:

LABEL	VALUE	COUNT	PCT	PCT Excl. Reserve Codes
A GREAT DEAL	1	450	11.2%	16.9%
ONLY SOME	2	1628	40.4%	61.3%
HARDLY ANY	3	578	14.3%	21.8%
SUBTOTALS:		2656	65.9%	100.0%
RESERVED CODES:				
DON'T KNOW	D	7	0.2%	n/a
NO ANSWER	N	2	0.0%	n/a
NOT APPLICABLE	I	1360	33.7%	n/a

Codebook and Unweighted Frequencies for the 2021 General Social Survey (GSS)

Replicating Core

Variable: CONBUS Type: Numeric

Label:

(I am going to name some institutions in this country. As far as the people running these institutions are concerned, would you say you have a great deal of confidence, only some confidence, or hardly any confidence at all in them?) Major companies

Notes:

LABEL	VALUE	COUNT	PCT	PCT Excl. Reserve Codes
SKIPPED ON WEB	S	7	0.2%	n/a
TOTALS:		4032	100.0%	100.0%

Variable: CONCLERG Type: Numeric

Label:

(I am going to name some institutions in this country. As far as the people running these institutions are concerned, would you say you have a great deal of confidence, only some confidence, or hardly any confidence at all in them?) Organized religion

Notes:

LABEL	VALUE	COUNT	PCT	PCT Excl. Reserve Codes
A GREAT DEAL	1	394	9.8%	14.9%
ONLY SOME	2	1377	34.2%	52.0%
HARDLY ANY	3	879	21.8%	33.2%
SUBTOTALS:		2650	65.7%	100.0%
RESERVED CODES:				
DON'T KNOW	D	5	0.1%	n/a
NO ANSWER	N	1	0.0%	n/a
NOT APPLICABLE	I	1360	33.7%	n/a
SKIPPED ON WEB	S	16	0.4%	n/a
TOTALS:		4032	100.0%	100.0%

Codebook and Unweighted Frequencies for the 2021 General Social Survey (GSS)

Replicating Core

Variable: CONEDUC Type: Numeric

Label:

(I am going to name some institutions in this country. As far as the people running these institutions are concerned, would you say you have a great deal of confidence, only some confidence, or hardly any confidence at all in them?) Education

Notes:

LABEL	VALUE	COUNT	PCT	PCT Excl. Reserve Codes
A GREAT DEAL	1	443	11.0%	16.7%
ONLY SOME	2	1633	40.5%	61.4%
HARDLY ANY	3	582	14.4%	21.9%
SUBTOTALS:		2658	65.9%	100.0%
RESERVED CODES:				
DON'T KNOW	D	1	0.0%	n/a
NOT APPLICABLE	I	1360	33.7%	n/a
SKIPPED ON WEB	S	13	0.3%	n/a
TOTALS:		4032	100.0%	100.0%

Variable: CONFED Type: Numeric

Label:

(I am going to name some institutions in this country. As far as the people running these institutions are concerned, would you say you have a great deal of confidence, only some confidence, or hardly any confidence at all in them?) Executive branch of the federal government

Notes:

LABEL	VALUE	COUNT	PCT	PCT Excl. Reserve Codes
A GREAT DEAL	1	336	8.3%	12.6%
ONLY SOME	2	1140	28.3%	42.9%
HARDLY ANY	3	1182	29.3%	44.5%
SUBTOTALS:		2658	65.9%	100.0%
RESERVED CODES:				
DON'T KNOW	D	2	0.0%	n/a
NOT APPLICABLE	I	1360	33.7%	n/a

Codebook and Unweighted Frequencies for the 2021 General Social Survey (GSS)

Replicating Core

Variable: CONFED Type: Numeric

Label:

(I am going to name some institutions in this country.
As far as the people running these institutions are
concerned,
would you say you have a great deal of confidence,
only some confidence,
or hardly any confidence at all in them?)
Executive branch of the federal government

Notes:

LABEL	VALUE	COUNT	PCT	PCT Excl. Reserve Codes
SKIPPED ON WEB	S	12	0.3%	n/a
TOTALS:		4032	100.0%	100.0%

Variable: CONFEDVAC Type: Numeric

Label:

(I am going to name some institutions in this country.
As far as the people running these institutions are
concerned,
would you say you have a great deal of confidence,
only some confidence,
or hardly any confidence at all in them?)
The federal government

Notes:

LABEL	VALUE	COUNT	PCT	PCT Excl. Reserve Codes
A GREAT DEAL	1	436	10.8%	37.6%
ONLY SOME	2	567	14.1%	48.9%
HARDLY ANY	3	156	3.9%	13.5%
SUBTOTALS:		1159	28.7%	100.0%
RESERVED CODES:				
DON'T KNOW	D	1	0.0%	n/a
NO ANSWER	N	811	20.1%	n/a
NOT APPLICABLE	I	2045	50.7%	n/a
SKIPPED ON WEB	S	16	0.4%	n/a
TOTALS:		4032	100.0%	100.0%

Codebook and Unweighted Frequencies for the 2021 General Social Survey (GSS)

Replicating Core

Variable: CONFEDVACY Type: Numeric

Label:

(I am going to name some institutions in this country.
As far as the people running these institutions are
concerned,
would you say you have a great deal of confidence,
only some confidence,
or hardly any confidence at all in them?)
The federal government

Notes:

LABEL	VALUE	COUNT	PCT	PCT Excl. Reserve Codes
A GREAT DEAL	1	480	11.9%	40.5%
ONLY SOME	2	499	12.4%	42.1%
HARDLY ANY	3	206	5.1%	17.4%
SUBTOTALS:		1185	29.4%	100.0%
RESERVED CODES:				
DON'T KNOW	D	1	0.0%	n/a
NO ANSWER	N	840	20.8%	n/a
NOT APPLICABLE	I	1987	49.3%	n/a
SKIPPED ON WEB	S	19	0.5%	n/a
TOTALS:		4032	100.0%	100.0%

Variable: CONPHARVAC Type: Numeric

Label:

(I am going to name some institutions in this country.
As far as the people running these institutions are
concerned,
would you say you have a great deal of confidence,
only some confidence,
or hardly any confidence at all in them?)
Pharmaceutical companies

Notes:

LABEL	VALUE	COUNT	PCT	PCT Excl. Reserve Codes
A GREAT DEAL	1	541	13.4%	46.6%
ONLY SOME	2	519	12.9%	44.7%
HARDLY ANY	3	102	2.5%	8.8%
SUBTOTALS:		1162	28.8%	100.0%
RESERVED CODES:				
DON'T KNOW	D	2	0.0%	n/a

Codebook and Unweighted Frequencies for the 2021 General Social Survey (GSS)

Replicating Core

Variable: CONPHARVAC Type: Numeric

Label:

(I am going to name some institutions in this country.
As far as the people running these institutions are
concerned,
would you say you have a great deal of confidence,
only some confidence,
or hardly any confidence at all in them?)
Pharmaceutical companies

Notes:

LABEL	VALUE	COUNT	PCT	PCT Excl. Reserve Codes
NO ANSWER	N	811	20.1%	n/a
NOT APPLICABLE	I	2045	50.7%	n/a
SKIPPED ON WEB	S	12	0.3%	n/a
TOTALS:		4032	100.0%	100.0%

Variable: CONPHARVACY Type: Numeric

Label:

(I am going to name some institutions in this country.
As far as the people running these institutions are
concerned,
would you say you have a great deal of confidence,
only some confidence,
or hardly any confidence at all in them?)
Pharmaceutical companies

Notes:

LABEL	VALUE	COUNT	PCT	PCT Excl. Reserve Codes
A GREAT DEAL	1	599	14.9%	50.3%
ONLY SOME	2	448	11.1%	37.6%
HARDLY ANY	3	145	3.6%	12.2%
SUBTOTALS:		1192	29.6%	100.0%
RESERVED CODES:				
NO ANSWER	N	840	20.8%	n/a
NOT APPLICABLE	I	1987	49.3%	n/a
SKIPPED ON WEB	S	13	0.3%	n/a
TOTALS:		4032	100.0%	100.0%

Codebook and Unweighted Frequencies for the 2021 General Social Survey (GSS)

Replicating Core

Variable: CONLABOR Type: Numeric

Label:

(I am going to name some institutions in this country. As far as the people running these institutions are concerned, would you say you have a great deal of confidence, only some confidence, or hardly any confidence at all in them?) Organized labor

Notes:

LABEL	VALUE	COUNT	PCT	PCT Excl. Reserve Codes
A GREAT DEAL	1	297	7.4%	11.2%
ONLY SOME	2	1655	41.0%	62.5%
HARDLY ANY	3	696	17.3%	26.3%
SUBTOTALS:		2648	65.7%	100.0%
RESERVED CODES:				
DON'T KNOW	D	8	0.2%	n/a
NOT APPLICABLE	I	1360	33.7%	n/a
SKIPPED ON WEB	S	16	0.4%	n/a
TOTALS:		4032	100.0%	100.0%

Variable: CONPRESS Type: Numeric

Label:

(I am going to name some institutions in this country. As far as the people running these institutions are concerned, would you say you have a great deal of confidence, only some confidence, or hardly any confidence at all in them?) Press

Notes:

LABEL	VALUE	COUNT	PCT	PCT Excl. Reserve Codes
A GREAT DEAL	1	306	7.6%	11.5%
ONLY SOME	2	1093	27.1%	41.2%
HARDLY ANY	3	1255	31.1%	47.3%
SUBTOTALS:		2654	65.8%	100.0%
RESERVED CODES:				
DON'T KNOW	D	2	0.0%	n/a
NOT APPLICABLE	I	1360	33.7%	n/a
SKIPPED ON WEB	S	16	0.4%	n/a
TOTALS:		4032	100.0%	100.0%

Codebook and Unweighted Frequencies for the 2021 General Social Survey (GSS)

Replicating Core

Variable: CONMEDIC Type: Numeric

Label:

(I am going to name some institutions in this country. As far as the people running these institutions are concerned, would you say you have a great deal of confidence, only some confidence, or hardly any confidence at all in them?) Medicine

Notes:

LABEL	VALUE	COUNT	PCT	PCT Excl. Reserve Codes
A GREAT DEAL	1	1070	26.5%	40.2%
ONLY SOME	2	1346	33.4%	50.6%
HARDLY ANY	3	246	6.1%	9.2%
SUBTOTALS:		2662	66.0%	100.0%
RESERVED CODES:				
DON'T KNOW	D	1	0.0%	n/a
NOT APPLICABLE	I	1360	33.7%	n/a
SKIPPED ON WEB	S	9	0.2%	n/a
TOTALS:		4032	100.0%	100.0%

Variable: CONTV Type: Numeric

Label:

(I am going to name some institutions in this country. As far as the people running these institutions are concerned, would you say you have a great deal of confidence, only some confidence, or hardly any confidence at all in them?) TV

Notes:

LABEL	VALUE	COUNT	PCT	PCT Excl. Reserve Codes
A GREAT DEAL	1	207	5.1%	7.8%
ONLY SOME	2	1340	33.2%	50.4%
HARDLY ANY	3	1113	27.6%	41.8%
SUBTOTALS:		2660	66.0%	100.0%
RESERVED CODES:				
DON'T KNOW	D	3	0.1%	n/a
NO ANSWER	N	1	0.0%	n/a
NOT APPLICABLE	I	1360	33.7%	n/a

Codebook and Unweighted Frequencies for the 2021 General Social Survey (GSS)

Replicating Core

Variable: CONTV Type: Numeric

Label:

(I am going to name some institutions in this country.
As far as the people running these institutions are
concerned,
would you say you have a great deal of confidence,
only some confidence,
or hardly any confidence at all in them?) TV

Notes:

LABEL	VALUE	COUNT	PCT	PCT Excl. Reserve Codes
SKIPPED ON WEB	S	8	0.2%	n/a
TOTALS:		4032	100.0%	100.0%

Variable: CONJUDGE Type: Numeric

Label:

(I am going to name some institutions in this country.
As far as the people running these institutions are
concerned,
would you say you have a great deal of confidence,
only some confidence,
or hardly any confidence at all in them?) U.S.
Supreme Court

Notes:

LABEL	VALUE	COUNT	PCT	PCT Excl. Reserve Codes
A GREAT DEAL	1	689	17.1%	25.9%
ONLY SOME	2	1437	35.6%	54.0%
HARDLY ANY	3	536	13.3%	20.1%
SUBTOTALS:		2662	66.0%	100.0%
RESERVED CODES:				
DON'T KNOW	D	3	0.1%	n/a
NO ANSWER	N	1	0.0%	n/a
NOT APPLICABLE	I	1360	33.7%	n/a
SKIPPED ON WEB	S	6	0.1%	n/a
TOTALS:		4032	100.0%	100.0%

Codebook and Unweighted Frequencies for the 2021 General Social Survey (GSS)

Replicating Core

Variable: CONSCI Type: Numeric

Label:

(I am going to name some institutions in this country. As far as the people running these institutions are concerned, would you say you have a great deal of confidence, only some confidence, or hardly any confidence at all in them?)
Scientific Community

Notes:

LABEL	VALUE	COUNT	PCT	PCT Excl. Reserve Codes
A GREAT DEAL	1	1337	33.2%	50.4%
ONLY SOME	2	1141	28.3%	43.0%
HARDLY ANY	3	176	4.4%	6.6%
SUBTOTALS:		2654	65.8%	100.0%
RESERVED CODES:				
DON'T KNOW	D	4	0.1%	n/a
NOT APPLICABLE	I	1360	33.7%	n/a
SKIPPED ON WEB	S	14	0.3%	n/a
TOTALS:		4032	100.0%	100.0%

Variable: CONLEGIS Type: Numeric

Label:

(I am going to name some institutions in this country. As far as the people running these institutions are concerned, would you say you have a great deal of confidence, only some confidence, or hardly any confidence at all in them?) Congress

Notes:

LABEL	VALUE	COUNT	PCT	PCT Excl. Reserve Codes
A GREAT DEAL	1	141	3.5%	5.3%
ONLY SOME	2	1089	27.0%	40.9%
HARDLY ANY	3	1431	35.5%	53.8%
SUBTOTALS:		2661	66.0%	100.0%
RESERVED CODES:				
DON'T KNOW	D	4	0.1%	n/a
NOT APPLICABLE	I	1360	33.7%	n/a

Codebook and Unweighted Frequencies for the 2021 General Social Survey (GSS)

Replicating Core

Variable: CONLEGIS Type: Numeric

Label:

(I am going to name some institutions in this country. As far as the people running these institutions are concerned, would you say you have a great deal of confidence, only some confidence, or hardly any confidence at all in them?) Congress

Notes:

LABEL	VALUE	COUNT	PCT	PCT Excl. Reserve Codes
SKIPPED ON WEB	S	7	0.2%	n/a
TOTALS:		4032	100.0%	100.0%

Variable: CONARMY Type: Numeric

Label:

(I am going to name some institutions in this country. As far as the people running these institutions are concerned, would you say you have a great deal of confidence, only some confidence, or hardly any confidence at all in them?) Military

Notes: CARD A6 contained responses for punches 1-3.

LABEL	VALUE	COUNT	PCT	PCT Excl. Reserve Codes
A GREAT DEAL	1	1254	31.1%	47.2%
ONLY SOME	2	1147	28.4%	43.2%
HARDLY ANY	3	255	6.3%	9.6%
SUBTOTALS:		2656	65.9%	100.0%
RESERVED CODES:				
DON'T KNOW	D	3	0.1%	n/a
NOT APPLICABLE	I	1360	33.7%	n/a
SKIPPED ON WEB	S	13	0.3%	n/a
TOTALS:		4032	100.0%	100.0%

Codebook and Unweighted Frequencies for the 2021 General Social Survey (GSS)

Replicating Core

Variable: OBEY Type: Numeric

Label:
 (If you had to choose,
 which thing on this list would you pick as the most
 important for a child to learn to prepare him or her for life?
 Which comes next in importance? Which comes third?
 Which comes fourth?) To obey

Notes:

LABEL	VALUE	COUNT	PCT	PCT Excl. Reserve Codes
FIRST	1	127	3.1%	4.9%
SECOND	2	160	4.0%	6.2%
THIRD	3	294	7.3%	11.4%
FOURTH	4	1318	32.7%	51.2%
FIFTH	5	674	16.7%	26.2%
SUBTOTALS:		2573	63.8%	100.0%
RESERVED CODES:				
NO ANSWER	N	99	2.5%	n/a
NOT APPLICABLE	I	1360	33.7%	n/a
TOTALS:		4032	100.0%	100.0%

Variable: POPULAR Type: Numeric

Label:
 (If you had to choose,
 which thing on this list would you pick as the most
 important for a child to learn to prepare him or her for life?
 Which comes next in importance? Which comes third?
 Which comes fourth?) To be well-liked or popular

Notes:

LABEL	VALUE	COUNT	PCT	PCT Excl. Reserve Codes
FIRST	1	21	0.5%	0.8%
SECOND	2	20	0.5%	0.8%
THIRD	3	48	1.2%	1.9%
FOURTH	4	663	16.4%	25.8%
FIFTH	5	1821	45.2%	70.8%
SUBTOTALS:		2573	63.8%	100.0%
RESERVED CODES:				
NO ANSWER	N	99	2.5%	n/a

Codebook and Unweighted Frequencies for the 2021 General Social Survey (GSS)

Replicating Core

Variable: POPULAR Type: Numeric

Label:
 (If you had to choose,
 which thing on this list would you pick as the most
 important for a child to learn to prepare him or her for life?
 Which comes next in importance? Which comes third?
 Which comes fourth?) To be well-liked or popular

Notes:

LABEL	VALUE	COUNT	PCT	PCT Excl. Reserve Codes
NOT APPLICABLE	I	1360	33.7%	n/a
TOTALS:		4032	100.0%	100.0%

Variable: THINKSELF Type: Numeric

Label:
 (If you had to choose,
 which thing on this list would you pick as the most
 important for a child to learn to prepare him or her for life?
 Which comes next in importance? Which comes third?
 Which comes fourth?) To think for himself or herself

Notes:

LABEL	VALUE	COUNT	PCT	PCT Excl. Reserve Codes
FIRST	1	1268	31.4%	49.3%
SECOND	2	581	14.4%	22.6%
THIRD	3	411	10.2%	16.0%
FOURTH	4	262	6.5%	10.2%
FIFTH	5	51	1.3%	2.0%
SUBTOTALS:		2573	63.8%	100.0%
RESERVED CODES:				
NO ANSWER	N	99	2.5%	n/a
NOT APPLICABLE	I	1360	33.7%	n/a
TOTALS:		4032	100.0%	100.0%

Codebook and Unweighted Frequencies for the 2021 General Social Survey (GSS)

Replicating Core

Variable: WORKHARD Type: Numeric

Label:

(If you had to choose, which thing on this list would you pick as the most important for a child to learn to prepare him or her for life? Which comes next in importance? Which comes third? Which comes fourth?) To work hard

Notes:

LABEL	VALUE	COUNT	PCT	PCT Excl. Reserve Codes
FIRST	1	624	15.5%	24.3%
SECOND	2	934	23.2%	36.3%
THIRD	3	894	22.2%	34.7%
FOURTH	4	116	2.9%	4.5%
FIFTH	5	5	0.1%	0.2%
SUBTOTALS:		2573	63.8%	100.0%
RESERVED CODES:				
NO ANSWER	N	99	2.5%	n/a
NOT APPLICABLE	I	1360	33.7%	n/a
TOTALS:		4032	100.0%	100.0%

Variable: HELPOTH Type: Numeric

Label:

(If you had to choose, which thing on this list would you pick as the most important for a child to learn to prepare him or her for life? Which comes next in importance? Which comes third? Which comes fourth?) To help others when they need help.

Notes: CARD A9 listed items 1-5.

LABEL	VALUE	COUNT	PCT	PCT Excl. Reserve Codes
FIRST	1	533	13.2%	20.7%
SECOND	2	878	21.8%	34.1%
THIRD	3	926	23.0%	36.0%
FOURTH	4	214	5.3%	8.3%
FIFTH	5	22	0.5%	0.9%
SUBTOTALS:		2573	63.8%	100.0%
RESERVED CODES:				
NO ANSWER	N	99	2.5%	n/a

Codebook and Unweighted Frequencies for the 2021 General Social Survey (GSS)

Replicating Core

Variable: HELPOTH Type: Numeric

Label:

(If you had to choose, which thing on this list would you pick as the most important for a child to learn to prepare him or her for life? Which comes next in importance? Which comes third? Which comes fourth?) To help others when they need help.

Notes: CARD A9 listed items 1-5.

LABEL	VALUE	COUNT	PCT	PCT Excl. Reserve Codes
NOT APPLICABLE	I	1360	33.7%	n/a
TOTALS:		4032	100.0%	100.0%

Variable: SOCREL Type: Numeric

Label:

(Would you use this card and tell me which answer comes closest to how often you do the following things...)
Spend a social evening with relatives?

Notes:

LABEL	VALUE	COUNT	PCT	PCT Excl. Reserve Codes
ALMOST DAILY	1	191	4.7%	7.1%
ONCE OR TWICE A WEEK	2	438	10.9%	16.2%
SEVERAL TIMES A MONTH	3	478	11.9%	17.7%
ABOUT ONCE A MONTH	4	481	11.9%	17.8%
SEVERAL TIMES A YEAR	5	694	17.2%	25.7%
ABOUT ONCE A YEAR	6	275	6.8%	10.2%
NEVER	7	148	3.7%	5.5%
SUBTOTALS:		2705	67.1%	100.0%
RESERVED CODES:				
DON'T KNOW	D	1	0.0%	n/a
NO ANSWER	N	1	0.0%	n/a
NOT APPLICABLE	I	1318	32.7%	n/a
SKIPPED ON WEB	S	7	0.2%	n/a
TOTALS:		4032	100.0%	100.0%

Codebook and Unweighted Frequencies for the 2021 General Social Survey (GSS)

Replicating Core

Variable: SOCOMMUN Type: Numeric

Label:

(Would you use this card and tell me which answer comes closest to how often you do the following things...)

Spend a social evening with someone who lives in your neighborhood?

Notes:

LABEL	VALUE	COUNT	PCT	PCT Excl. Reserve Codes
ALMOST DAILY	1	39	1.0%	1.4%
ONCE OR TWICE A WEEK	2	235	5.8%	8.7%
SEVERAL TIMES A MONTH	3	272	6.7%	10.1%
ABOUT ONCE A MONTH	4	322	8.0%	11.9%
SEVERAL TIMES A YEAR	5	438	10.9%	16.2%
ABOUT ONCE A YEAR	6	323	8.0%	11.9%
NEVER	7	1076	26.7%	39.8%
SUBTOTALS:		2705	67.1%	100.0%
RESERVED CODES:				
NOT APPLICABLE	I	1318	32.7%	n/a
SKIPPED ON WEB	S	9	0.2%	n/a
TOTALS:		4032	100.0%	100.0%

Variable: SOCFREND Type: Numeric

Label:

(Would you use this card and tell me which answer comes closest to how often you do the following things...)

Spend a social evening with friends who live outside the neighborhood?

Notes:

LABEL	VALUE	COUNT	PCT	PCT Excl. Reserve Codes
ALMOST DAILY	1	34	0.8%	1.3%
ONCE OR TWICE A WEEK	2	253	6.3%	9.4%
SEVERAL TIMES A MONTH	3	467	11.6%	17.3%
ABOUT ONCE A MONTH	4	554	13.7%	20.5%
SEVERAL TIMES A YEAR	5	777	19.3%	28.8%
ABOUT ONCE A YEAR	6	273	6.8%	10.1%
NEVER	7	343	8.5%	12.7%
SUBTOTALS:		2701	67.0%	100.0%

Codebook and Unweighted Frequencies for the 2021 General Social Survey (GSS)

Replicating Core

Variable: SOCFREND Type: Numeric

Label:

(Would you use this card and tell me which answer comes closest to how often you do the following things...)

Spend a social evening with friends who live outside the neighborhood?

Notes:

LABEL	VALUE	COUNT	PCT	PCT Excl. Reserve Codes
RESERVED CODES:				
NO ANSWER	N	1	0.0%	n/a
NOT APPLICABLE	I	1318	32.7%	n/a
SKIPPED ON WEB	S	12	0.3%	n/a
TOTALS:		4032	100.0%	100.0%

Variable: SOCBAR Type: Numeric

Label:

(Would you use this card and tell me which answer comes closest to how often you do the following things...) Go to a bar or tavern?

Notes:

LABEL	VALUE	COUNT	PCT	PCT Excl. Reserve Codes
RESERVED CODES:				
ALMOST DAILY	1	5	0.1%	0.2%
ONCE OR TWICE A WEEK	2	91	2.3%	3.4%
SEVERAL TIMES A MONTH	3	190	4.7%	7.0%
ABOUT ONCE A MONTH	4	271	6.7%	10.0%
SEVERAL TIMES A YEAR	5	513	12.7%	19.0%
ABOUT ONCE A YEAR	6	461	11.4%	17.1%
NEVER	7	1171	29.0%	43.3%
SUBTOTALS:		2702	67.0%	100.0%
RESERVED CODES:				
NO ANSWER	N	1	0.0%	n/a
NOT APPLICABLE	I	1320	32.7%	n/a
SKIPPED ON WEB	S	9	0.2%	n/a
TOTALS:		4032	100.0%	100.0%

Codebook and Unweighted Frequencies for the 2021 General Social Survey (GSS)

Replicating Core

Variable: AGEDV Type: Numeric

Label: As you know,
many older people share a home with their grown children.
Do you think this is generally a good idea or a bad idea?

Notes:

If planning to perform trend analysis with this variable,
please consult GSS Methodological Report No. 56.
AGEDV and AGEDNV replace AGED in the 2021 GSS
Cross-section.

LABEL	VALUE	COUNT	PCT	PCT Excl. Reserve Codes
A GOOD IDEA	1	359	8.9%	26.5%
A BAD IDEA	2	167	4.1%	12.3%
DEPENDS	3	831	20.6%	61.2%
SUBTOTALS:		1357	33.7%	100.0%
RESERVED CODES:				
DON'T KNOW	D	2	0.0%	n/a
NOT APPLICABLE	I	2673	66.3%	n/a
TOTALS:		4032	100.0%	100.0%

Variable: AGEDNV Type: Numeric

Label: As you know, many older people share a home with their grown children.
Do you think this is generally a good idea or a bad idea?

Notes: If planning to perform trend analysis with this variable,
please consult GSS Methodological Report No. 56.

AGEDV and AGEDNV replace AGED in the 2021 GSS Cross-section.

LABEL	VALUE	COUNT	PCT	PCT Excl. Reserve Codes
A GOOD IDEA	1	863	21.4%	66.7%
A BAD IDEA	2	401	9.9%	31.0%
DEPENDS (PHONE MODE ONLY, VOLUNTEERED)	3	30	0.7%	2.3%
SUBTOTALS:		1294	32.1%	100.0%
RESERVED CODES:				
DON'T KNOW	D	3	0.1%	n/a
NO ANSWER	N	1	0.0%	n/a
NOT APPLICABLE	I	2719	67.4%	n/a
SKIPPED ON WEB	S	15	0.4%	n/a
TOTALS:		4032	100.0%	100.0%

Codebook and Unweighted Frequencies for the 2021 General Social Survey (GSS)

Replicating Core

Variable: WEEKSWRK Type: Numeric

Label: Now I'd like to ask you about last year. In [the previous year] how many weeks did you work either full-time or part-time not counting work around the house--include paid vacations and sick leave?

Notes: WEEKSWRK is coded in two digits. The collapsed numbers above are for convenience of display only.

LABEL	VALUE	COUNT	PCT	PCT Excl. Reserve Codes
SUBTOTALS:		0	0.0%	n/a
RESERVED CODES:				
NOT AVAILABLE IN THIS RELEASE	X	4032	100.0%	n/a
TOTALS:		4032	100.0%	n/a

Variable: PARTFULL Type: Numeric

Label: When you worked in [the previous year], was it usually full or part time?

Notes:

LABEL	VALUE	COUNT	PCT	PCT Excl. Reserve Codes
SUBTOTALS:		0	0.0%	n/a
RESERVED CODES:				
NOT AVAILABLE IN THIS RELEASE	X	4032	100.0%	n/a
TOTALS:		4032	100.0%	n/a

Variable: RICHWORK Type: Numeric

Label:
(IF CURRENTLY WORKING OR TEMPORARILY NOT AT WORK, ASK RICHWORK.)

If you were to get enough money to live as comfortably as you would like for the rest of your life, would you continue to work or would you stop working?

Notes: If planning to perform trend analysis with this variable, please consult GSS Methodological Report No. 57

LABEL	VALUE	COUNT	PCT	PCT Excl. Reserve Codes
SUBTOTALS:		0	0.0%	n/a
RESERVED CODES:				
NOT AVAILABLE IN THIS RELEASE	X	4032	100.0%	n/a
TOTALS:		4032	100.0%	n/a

Codebook and Unweighted Frequencies for the 2021 General Social Survey (GSS)

Replicating Core

Variable: CLASS Type: Numeric

Label:

If you were asked to use one of four names for your social class, which would you say you belong in: the lower class, the working class, the middle class, or the upper class?

Notes:

LABEL	VALUE	COUNT	PCT	PCT Excl. Reserve Codes
LOWER CLASS	1	349	8.7%	8.7%
WORKING CLASS	2	1501	37.2%	37.4%
MIDDLE CLASS	3	1999	49.6%	49.8%
UPPER CLASS	4	169	4.2%	4.2%
SUBTOTALS:		4018	99.7%	100.0%
RESERVED CODES:				
DON'T KNOW	D	4	0.1%	n/a
NO ANSWER	N	1	0.0%	n/a
SKIPPED ON WEB	S	9	0.2%	n/a
TOTALS:		4032	100.0%	100.0%

Variable: RANK Type: Numeric

Label:

(In our society there are groups which tend to be towards the top and those that are towards the bottom.

Here we have a scale that runs from top to bottom...)

Where would you put yourself on this scale?

Notes:

LABEL	VALUE	COUNT	PCT	PCT Excl. Reserve Codes
1 - TOP	1	76	1.9%	3.9%
	2	1860	46.1%	94.6%
10 - BOTTOM	10	30	0.7%	1.5%
SUBTOTALS:		1966	48.8%	100.0%
RESERVED CODES:				
DON'T KNOW	D	3	0.1%	n/a
NO ANSWER	N	2	0.0%	n/a
NOT APPLICABLE	I	2031	50.4%	n/a
SKIPPED ON WEB	S	30	0.7%	n/a
TOTALS:		4032	100.0%	100.0%

Codebook and Unweighted Frequencies for the 2021 General Social Survey (GSS)

Replicating Core

Variable: SATFIN Type: Numeric

Label:

We are interested in how people are getting along financially these days. So far as you and your family are concerned, would you say that you are pretty well satisfied with your present financial situation, more or less satisfied, or not satisfied at all?

Notes:

LABEL	VALUE	COUNT	PCT	PCT Excl. Reserve Codes
PRETTY WELL SATISFIED	1	1254	31.1%	31.2%
MORE OR LESS SATISFIED	2	1800	44.6%	44.8%
NOT SATISFIED AT ALL	3	962	23.9%	24.0%
SUBTOTALS:		4016	99.6%	100.0%
RESERVED CODES:				
NO ANSWER	N	1	0.0%	n/a
SKIPPED ON WEB	S	15	0.4%	n/a
TOTALS:		4032	100.0%	100.0%

Variable: FINALTER Type: Numeric

Label: During the last few years, has your financial situation been getting better, worse, or has it stayed the same?

Notes:

LABEL	VALUE	COUNT	PCT	PCT Excl. Reserve Codes
GETTING BETTER	1	1623	40.3%	40.4%
GETTING WORSE	2	811	20.1%	20.2%
STAYED THE SAME	3	1587	39.4%	39.5%
SUBTOTALS:		4021	99.7%	100.0%
RESERVED CODES:				
DON'T KNOW	D	1	0.0%	n/a
SKIPPED ON WEB	S	10	0.2%	n/a
TOTALS:		4032	100.0%	100.0%

Codebook and Unweighted Frequencies for the 2021 General Social Survey (GSS)

Replicating Core

Variable: FINRELA Type: Numeric

Label: Compared with American families in general, would you say your family income is far below average, below average, average, above average, or far above average? (PROBE: Just your best guess.)

Notes:

LABEL	VALUE	COUNT	PCT	PCT Excl. Reserve Codes
FAR BELOW AVERAGE	1	287	7.1%	7.1%
BELOW AVERAGE	2	978	24.3%	24.3%
AVERAGE	3	1603	39.8%	39.9%
ABOVE AVERAGE	4	1000	24.8%	24.9%
FAR ABOUT AVERAGE	5	152	3.8%	3.8%
SUBTOTALS:		4020	99.7%	100.0%
RESERVED CODES:				
DON'T KNOW	D	4	0.1%	n/a
SKIPPED ON WEB	S	8	0.2%	n/a
TOTALS:		4032	100.0%	100.0%

Variable: WKSUB1 Type: Numeric

Label: Do you (does your (SPOUSE or PARTNER) have a supervisor on (your/his/her) job to whom you are (he/she/is) directly responsible?

Notes:

LABEL	VALUE	COUNT	PCT	PCT Excl. Reserve Codes
SUBTOTALS:		0	0.0%	n/a
RESERVED CODES:				
NOT AVAILABLE IN THIS RELEASE	X	4032	100.0%	n/a
TOTALS:		4032	100.0%	n/a

Codebook and Unweighted Frequencies for the 2021 General Social Survey (GSS)

Replicating Core

Variable: WKSUBS1 Type: Numeric

Label: IF YES:

Does that person have a supervisor on the job to whom he is directly responsible?

Notes:

LABEL	VALUE	COUNT	PCT	PCT Excl. Reserve Codes
SUBTOTALS:		0	0.0%	n/a
RESERVED CODES:				
NOT AVAILABLE IN THIS RELEASE	X	4032	100.0%	n/a
TOTALS:		4032	100.0%	n/a

Variable: WKSUP1 Type: Numeric

Label: In your (SPOUSE or PARTNER'S) job,
(do you/does he/she) supervise anyone who is directly responsible to
(you/him/her)?

Notes:

LABEL	VALUE	COUNT	PCT	PCT Excl. Reserve Codes
SUBTOTALS:		0	0.0%	n/a
RESERVED CODES:				
NOT AVAILABLE IN THIS RELEASE	X	4032	100.0%	n/a
TOTALS:		4032	100.0%	n/a

Variable: UNEMP Type: Numeric

Label: ASK EVERYONE: At any time during the last ten years,
have you been unemployed and looking for work for as long as a month?

Notes:

LABEL	VALUE	COUNT	PCT	PCT Excl. Reserve Codes
SUBTOTALS:		0	0.0%	n/a
RESERVED CODES:				
NOT AVAILABLE IN THIS RELEASE	X	4032	100.0%	n/a
TOTALS:		4032	100.0%	n/a

Codebook and Unweighted Frequencies for the 2021 General Social Survey (GSS)

Replicating Core

Variable: UNION1 Type: Numeric

Label: Do you (or your spouse or partner) belong to a labor union? (Who?)

Notes:

LABEL	VALUE	COUNT	PCT	PCT Excl. Reserve Codes
YES, RESPONDENT BELONGS	1	202	5.0%	7.6%
YES, SPOUSE OR PARTNER BELONGS	2	100	2.5%	3.8%
YES, BOTH BELONG	3	49	1.2%	1.8%
NO, NEITHER BELONG	4	2301	57.1%	86.8%
SUBTOTALS:		2652	65.8%	100.0%
RESERVED CODES:				
DON'T KNOW	D	1	0.0%	n/a
NOT APPLICABLE	I	1371	34.0%	n/a
SKIPPED ON WEB	S	8	0.2%	n/a
TOTALS:		4032	100.0%	100.0%

Variable: GETAHEADV Type: Numeric

Label: Some people say that people get ahead by their own hard work; others say that lucky breaks or help from other people are more important. Which do you think is most important?

Notes:

GETAHEADV and GETAHEADNV replace GETAHEAD in the 2021 GSS Cross-section.

LABEL	VALUE	COUNT	PCT	PCT Excl. Reserve Codes
HARD WORK MOST IMPORTANT	1	660	16.4%	48.9%
HARD WORK, LUCK EQUALLY IMPORTANT	2	595	14.8%	44.1%
LUCK MOST IMPORTANT	3	94	2.3%	7.0%
SUBTOTALS:		1349	33.5%	100.0%
RESERVED CODES:				
DON'T KNOW	D	3	0.1%	n/a
NO ANSWER	N	1	0.0%	n/a
NOT APPLICABLE	I	2675	66.3%	n/a
SKIPPED ON WEB	S	4	0.1%	n/a
TOTALS:		4032	100.0%	100.0%

Codebook and Unweighted Frequencies for the 2021 General Social Survey (GSS)

Replicating Core

Variable: GETAHEADNV Type: Numeric

Label: Some people say that people get ahead by their own hard work: others say that lucky breaks or help from other people are more important. Which do you think is most important?

Notes:

GETAHEADV and GETAHEADNV replace GETAHEAD in the 2021 GSS Cross-section.

LABEL	VALUE	COUNT	PCT	PCT Excl. Reserve Codes
HARD WORK MOST IMPORTANT	1	979	24.3%	74.6%
HARD WORK, LUCK EQUALLY IMPORTANT	2	33	0.8%	2.5%
LUCK MOST IMPORTANT	3	300	7.4%	22.9%
SUBTOTALS:		1312	32.5%	100.0%
RESERVED CODES:				
DON'T KNOW	D	3	0.1%	n/a
NOT APPLICABLE	I	2714	67.3%	n/a
SKIPPED ON WEB	S	3	0.1%	n/a
TOTALS:		4032	100.0%	100.0%

Variable: PARSOL Type: Numeric

Label:

Compared to your parents when they were the age you are now, do you think your own standard of living now is much better, somewhat better, about the same, somewhat worse, or much worse than theirs was?

Notes:

LABEL	VALUE	COUNT	PCT	PCT Excl. Reserve Codes
MUCH BETTER	1	656	16.3%	24.7%
SOMEWHAT BETTER	2	835	20.7%	31.5%
ABOUT THE SAME	3	703	17.4%	26.5%
SOMEWHAT WORSE	4	353	8.8%	13.3%
MUCH WORSE	5	106	2.6%	4.0%
SUBTOTALS:		2653	65.8%	100.0%
RESERVED CODES:				
DON'T KNOW	D	4	0.1%	n/a
NOT APPLICABLE	I	1360	33.7%	n/a
SKIPPED ON WEB	S	15	0.4%	n/a
TOTALS:		4032	100.0%	100.0%

Codebook and Unweighted Frequencies for the 2021 General Social Survey (GSS)

Replicating Core

Variable: KIDSSOLV Type: Numeric

Label: When your children are at the age you are now, do you think their standard of living will be much better, somewhat better, about the same, somewhat worse, or much worse than yours is now?

Notes:

KIDSSOLV and KIDSSOLNV replace KIDSSOL in the 2021 GSS Cross-section.

LABEL	VALUE	COUNT	PCT	PCT Excl. Reserve Codes
MUCH BETTER	1	262	6.5%	19.4%
SOMEWHAT BETTER	2	359	8.9%	26.6%
ABOUT THE SAME	3	278	6.9%	20.6%
SOMEWHAT WORSE	4	185	4.6%	13.7%
MUCH WORSE	5	77	1.9%	5.7%
NO CHILDREN	6	189	4.7%	14.0%
SUBTOTALS:		1350	33.5%	100.0%
RESERVED CODES:				
DON'T KNOW	D	3	0.1%	n/a
NO ANSWER	N	2	0.0%	n/a
NOT APPLICABLE	I	2673	66.3%	n/a
SKIPPED ON WEB	S	4	0.1%	n/a
TOTALS:		4032	100.0%	100.0%

Variable: KIDSSOLNV Type: Numeric

Label: When your children are at the age you are now, do you think their standard of living will be much better, somewhat better, about the same, somewhat worse, or much worse than yours is now?

Notes: KIDSSOLV and KIDSSOLNV replace KIDSSOL in the 2021 GSS Cross-section.

LABEL	VALUE	COUNT	PCT	PCT Excl. Reserve Codes
MUCH BETTER	1	261	6.5%	20.7%
SOMEWHAT BETTER	2	364	9.0%	28.8%
ABOUT THE SAME	3	331	8.2%	26.2%
SOMEWHAT WORSE	4	222	5.5%	17.6%
MUCH WORSE	5	75	1.9%	5.9%
NO CHILDREN (PHONE MODE ONLY, VOLUNTEERED)	6	10	0.2%	0.8%
SUBTOTALS:		1263	31.3%	100.0%
RESERVED CODES:				

Codebook and Unweighted Frequencies for the 2021 General Social Survey (GSS)

Replicating Core

Variable: KIDSSOLNV Type: Numeric

Label: When your children are at the age you are now, do you think their standard of living will be much better, somewhat better, about the same, somewhat worse, or much worse than yours is now?

Notes: KIDSSOLV and KIDSSOLNV replace KIDSSOL in the 2021 GSS Cross-section.

LABEL	VALUE	COUNT	PCT	PCT Excl. Reserve Codes
DON'T KNOW	D	6	0.1%	n/a
NO ANSWER	N	1	0.0%	n/a
NOT APPLICABLE	I	2719	67.4%	n/a
SKIPPED ON WEB	S	43	1.1%	n/a
TOTALS:		4032	100.0%	100.0%

Variable: JOBLOSE Type: Numeric

Label: Thinking about the next 12 months, how likely do you think it is that you will lose your job or be laid off--very likely, fairly likely, not too likely, or not at all likely?

Notes:

LABEL	VALUE	COUNT	PCT	PCT Excl. Reserve Codes
SUBTOTALS:		0	0.0%	n/a
RESERVED CODES:				
NOT AVAILABLE IN THIS RELEASE	X	4032	100.0%	n/a
TOTALS:		4032	100.0%	n/a

Variable: JOBFIND Type: Numeric

Label: About how easy would it be for you to find a job with another employer with approximately the same income and fringe benefits you now have? Would you say very easy, somewhat easy, or not easy at all?

Notes:

LABEL	VALUE	COUNT	PCT	PCT Excl. Reserve Codes
SUBTOTALS:		0	0.0%	n/a
RESERVED CODES:				
NOT AVAILABLE IN THIS RELEASE	X	4032	100.0%	n/a
TOTALS:		4032	100.0%	n/a

Codebook and Unweighted Frequencies for the 2021 General Social Survey (GSS)

Replicating Core

Variable: FEPOLV Type: Numeric

Label: Tell me if you agree or disagree with this statement:
Most men are better suited emotionally for politics than are most women.

Notes:

FEPOLV and FEPOLNV replace FEPOL in the 2021 GSS Cross-section.

LABEL	VALUE	COUNT	PCT	PCT Excl. Reserve Codes
AGREE	1	126	3.1%	10.2%
DISAGREE	2	1104	27.4%	89.8%
SUBTOTALS:		1230	30.5%	100.0%
RESERVED CODES:				
DON'T KNOW	D	140	3.5%	n/a
NOT APPLICABLE	I	2658	65.9%	n/a
SKIPPED ON WEB	S	4	0.1%	n/a
TOTALS:		4032	100.0%	100.0%

Variable: FEPOLNV Type: Numeric

Label: Tell me if you agree or disagree with this statement:
Most men are better suited emotionally for politics than are most women.

Notes:

FEPOLV and FEPOLNV replace FEPOL in the 2021 GSS Cross-section.

LABEL	VALUE	COUNT	PCT	PCT Excl. Reserve Codes
AGREE	1	151	3.7%	11.4%
DISAGREE	2	1179	29.2%	88.6%
SUBTOTALS:		1330	33.0%	100.0%
RESERVED CODES:				
DON'T KNOW	D	5	0.1%	n/a
NO ANSWER	N	1	0.0%	n/a
NOT APPLICABLE	I	2689	66.7%	n/a
SKIPPED ON WEB	S	7	0.2%	n/a
TOTALS:		4032	100.0%	100.0%

Codebook and Unweighted Frequencies for the 2021 General Social Survey (GSS)

Replicating Core

Variable: ABDEFECT Type: Numeric

Label:

(Please tell me whether or not you think it should be possible for a pregnant woman to obtain a legal abortion if. . .)

If there is a strong chance of serious defect in the baby?

Notes:

LABEL	VALUE	COUNT	PCT	PCT Excl. Reserve Codes
YES	1	1126	27.9%	78.5%
NO	2	309	7.7%	21.5%
SUBTOTALS:		1435	35.6%	100.0%
RESERVED CODES:				
DON'T KNOW	D	11	0.3%	n/a
NO ANSWER	N	3	0.1%	n/a
NOT APPLICABLE	I	2566	63.6%	n/a
SKIPPED ON WEB	S	17	0.4%	n/a
TOTALS:		4032	100.0%	100.0%

Variable: ABDEFECTG Type: Numeric

Label:

(Please tell me whether or not you think it should be possible for a pregnant woman to obtain a legal abortion if. . .)

If there is a strong chance of serious defect in the baby?

Notes: In the web mode, ABDEFECTG ABNOMOREG, and ABHLTHG all appeared on the same screen, as questions in a grid.

Please see 'New Experiments in the 2021 GSS Cross Section' for more details.

LABEL	VALUE	COUNT	PCT	PCT Excl. Reserve Codes
YES	1	932	23.1%	79.3%
NO	2	244	6.1%	20.7%
SUBTOTALS:		1176	29.2%	100.0%
RESERVED CODES:				
NOT APPLICABLE	I	2822	70.0%	n/a
SKIPPED ON WEB	S	34	0.8%	n/a
TOTALS:		4032	100.0%	100.0%

Codebook and Unweighted Frequencies for the 2021 General Social Survey (GSS)

Replicating Core

Variable: ABNOMORE Type: Numeric

Label:

If she is married and does not want any more children?

Notes:

LABEL	VALUE	COUNT	PCT	PCT Excl. Reserve Codes
YES	1	841	20.9%	59.1%
NO	2	583	14.5%	40.9%
SUBTOTALS:		1424	35.3%	100.0%
RESERVED CODES:				
DON'T KNOW	D	10	0.2%	n/a
NO ANSWER	N	3	0.1%	n/a
NOT APPLICABLE	I	2574	63.8%	n/a
SKIPPED ON WEB	S	21	0.5%	n/a
TOTALS:		4032	100.0%	100.0%

Variable: ABNOMOREG Type: Numeric

Label:

If she is married and does not want any more children?

Notes: In the web mode, ABDEFECTG ABNOMOREG, and ABHLTHG all appeared on the same screen, as questions in a grid.

Please see 'New Experiments in the 2021 GSS Cross Section' for more details.

LABEL	VALUE	COUNT	PCT	PCT Excl. Reserve Codes
YES	1	621	15.4%	53.3%
NO	2	544	13.5%	46.7%
SUBTOTALS:		1165	28.9%	100.0%
RESERVED CODES:				
NOT APPLICABLE	I	2822	70.0%	n/a
SKIPPED ON WEB	S	45	1.1%	n/a
TOTALS:		4032	100.0%	100.0%

Codebook and Unweighted Frequencies for the 2021 General Social Survey (GSS)

Replicating Core

Variable: ABHLTH Type: Numeric

Label:

If the woman's own health is seriously endangered by the pregnancy?

Notes:

LABEL	VALUE	COUNT	PCT	PCT Excl. Reserve Codes
YES	1	1290	32.0%	90.1%
NO	2	141	3.5%	9.9%
SUBTOTALS:		1431	35.5%	100.0%
RESERVED CODES:				
DON'T KNOW	D	9	0.2%	n/a
NO ANSWER	N	1	0.0%	n/a
NOT APPLICABLE	I	2574	63.8%	n/a
SKIPPED ON WEB	S	17	0.4%	n/a
TOTALS:		4032	100.0%	100.0%

Variable: ABHLTHG Type: Numeric

Label:

If the woman's own health is seriously endangered by the pregnancy?

Notes: In the web mode, ABDEFECTG ABNOMOREG, and ABHLTHG all appeared on the same screen, as questions in a grid.

Please see 'New Experiments in the 2021 GSS Cross Section' for more details.

LABEL	VALUE	COUNT	PCT	PCT Excl. Reserve Codes
YES	1	1062	26.3%	89.4%
NO	2	126	3.1%	10.6%
SUBTOTALS:		1188	29.5%	100.0%
RESERVED CODES:				
NOT APPLICABLE	I	2822	70.0%	n/a
SKIPPED ON WEB	S	22	0.5%	n/a
TOTALS:		4032	100.0%	100.0%

Codebook and Unweighted Frequencies for the 2021 General Social Survey (GSS)

Replicating Core

Variable: ABPOOR Type: Numeric

Label:

If the family has a very low income and cannot afford any more children?

Notes:

LABEL	VALUE	COUNT	PCT	PCT Excl. Reserve Codes
YES	1	825	20.5%	57.9%
NO	2	600	14.9%	42.1%
SUBTOTALS:		1425	35.3%	100.0%
RESERVED CODES:				
DON'T KNOW	D	13	0.3%	n/a
NO ANSWER	N	3	0.1%	n/a
NOT APPLICABLE	I	2574	63.8%	n/a
SKIPPED ON WEB	S	17	0.4%	n/a
TOTALS:		4032	100.0%	100.0%

Variable: ABPOORG Type: Numeric

Label:

If the family has a very low income and cannot afford any more children?

Notes: In the web mode, ABPOORG, ABRAPEG, and ABSINGLEG all appeared on the same screen, as questions in a grid.
Please see 'New Experiments in the 2021 GSS Cross Section' for more details.

LABEL	VALUE	COUNT	PCT	PCT Excl. Reserve Codes
YES	1	653	16.2%	56.3%
NO	2	507	12.6%	43.7%
SUBTOTALS:		1160	28.8%	100.0%
RESERVED CODES:				
NOT APPLICABLE	I	2822	70.0%	n/a
SKIPPED ON WEB	S	50	1.2%	n/a
TOTALS:		4032	100.0%	100.0%

Codebook and Unweighted Frequencies for the 2021 General Social Survey (GSS)

Replicating Core

Variable: ABRAPE Type: Numeric

Label: If she becomes pregnant as a result of rape?

Notes:

LABEL	VALUE	COUNT	PCT	PCT Excl. Reserve Codes
YES	1	1211	30.0%	84.7%
NO	2	219	5.4%	15.3%
SUBTOTALS:		1430	35.5%	100.0%
RESERVED CODES:				
DON'T KNOW	D	11	0.3%	n/a
NOT APPLICABLE	I	2574	63.8%	n/a
SKIPPED ON WEB	S	17	0.4%	n/a
TOTALS:		4032	100.0%	100.0%

Variable: ABRAPEG Type: Numeric

Label: If she becomes pregnant as a result of rape?

Notes: In the web mode, ABPOORG, ABRAPEG, and ABSINGLEG all appeared on the same screen, as questions in a grid.

Please see 'New Experiments in the 2021 GSS Cross Section' for more details.

LABEL	VALUE	COUNT	PCT	PCT Excl. Reserve Codes
YES	1	975	24.2%	82.7%
NO	2	204	5.1%	17.3%
SUBTOTALS:		1179	29.2%	100.0%
RESERVED CODES:				
NOT APPLICABLE	I	2822	70.0%	n/a
SKIPPED ON WEB	S	31	0.8%	n/a
TOTALS:		4032	100.0%	100.0%

Codebook and Unweighted Frequencies for the 2021 General Social Survey (GSS)

Replicating Core

Variable: ABSINGLE Type: Numeric

Label:

If she is not married and does not want to marry the man?

Notes:

LABEL	VALUE	COUNT	PCT	PCT Excl. Reserve Codes
YES	1	813	20.2%	57.1%
NO	2	612	15.2%	42.9%
SUBTOTALS:		1425	35.3%	100.0%
RESERVED CODES:				
DON'T KNOW	D	11	0.3%	n/a
NO ANSWER	N	1	0.0%	n/a
NOT APPLICABLE	I	2574	63.8%	n/a
SKIPPED ON WEB	S	21	0.5%	n/a
TOTALS:		4032	100.0%	100.0%

Variable: ABSINGLEG Type: Numeric

Label:

If she is not married and does not want to marry the man?

Notes: In the web mode, ABPOORG, ABRAPEG, and ABSINGLEG all appeared on the same screen, as questions in a grid.

Please see 'New Experiments in the 2021 GSS Cross Section' for more details.

LABEL	VALUE	COUNT	PCT	PCT Excl. Reserve Codes
YES	1	624	15.5%	53.9%
NO	2	534	13.2%	46.1%
SUBTOTALS:		1158	28.7%	100.0%
RESERVED CODES:				
NOT APPLICABLE	I	2822	70.0%	n/a
SKIPPED ON WEB	S	52	1.3%	n/a
TOTALS:		4032	100.0%	100.0%

Codebook and Unweighted Frequencies for the 2021 General Social Survey (GSS)

Replicating Core

Variable: ABANY Type: Numeric

Label: If the woman wants it for any reason?

Notes: See GSS Methodological Reports Nos. 19 and 42.
 ABANYG contains the grid experiment form of ABANY.

LABEL	VALUE	COUNT	PCT	PCT Excl. Reserve Codes
YES	1	749	18.6%	56.4%
NO	2	579	14.4%	43.6%
SUBTOTALS:		1328	32.9%	100.0%
RESERVED CODES:				
DON'T KNOW	D	4	0.1%	n/a
NO ANSWER	N	2	0.0%	n/a
NOT APPLICABLE	I	2675	66.3%	n/a
SKIPPED ON WEB	S	23	0.6%	n/a
TOTALS:		4032	100.0%	100.0%

Variable: ABANYG Type: Numeric

Label: If the woman wants it for any reason?

Notes: In the web mode, ABANYG appeared alone,
 but followed two screens with 3 abortion questions each,
 all appearing together in a grid.
 ABANYG may show distinct features from ABANY as a
 result.

Please see 'New Experiments in the 2021 GSS Cross
 Section' for more details.

LABEL	VALUE	COUNT	PCT	PCT Excl. Reserve Codes
YES	1	779	19.3%	59.9%
NO	2	521	12.9%	40.1%
SUBTOTALS:		1300	32.2%	100.0%
RESERVED CODES:				
DON'T KNOW	D	4	0.1%	n/a
NO ANSWER	N	1	0.0%	n/a
NOT APPLICABLE	I	2714	67.3%	n/a
SKIPPED ON WEB	S	13	0.3%	n/a
TOTALS:		4032	100.0%	100.0%

Codebook and Unweighted Frequencies for the 2021 General Social Survey (GSS)

Replicating Core

Variable: CHLDIDEL Type: Numeric

Label:

What do you think is the ideal number of children for a family to have?

Notes:

LABEL	VALUE	COUNT	PCT	PCT Excl. Reserve Codes
NONE	0	49	1.2%	1.8%
ONE	1	49	1.2%	1.8%
TWO	2	1076	26.7%	40.0%
THREE	3	501	12.4%	18.6%
FOUR	4	160	4.0%	5.9%
FIVE	5	22	0.5%	0.8%
SIX	6	9	0.2%	0.3%
SEVEN OR MORE	7	3	0.1%	0.1%
AS MANY AS YOU WANT	8	824	20.4%	30.6%
SUBTOTALS:		2693	66.8%	100.0%
RESERVED CODES:				
NOT APPLICABLE	I	1339	33.2%	n/a
TOTALS:		4032	100.0%	100.0%

Variable: PILLOK Type: Numeric

Label: Do you strongly agree, agree, disagree, or strongly disagree that methods of birth control should be available to teenagers between the ages of 14 and 16 if their parents do not approve?

Notes: If planning to perform trend analysis with TEENPILL, please consult GSS Methodological Report No. 56.

Hand Card A13 contains punches 1-5.

PILLOK is asked in sequence with MARHOMO and SPANKING.

LABEL	VALUE	COUNT	PCT	PCT Excl. Reserve Codes
STRONGLY AGREE	1	947	23.5%	35.2%
AGREE	2	885	21.9%	32.9%
DISAGREE	3	505	12.5%	18.8%
STRONGLY DISAGREE	4	354	8.8%	13.2%
SUBTOTALS:		2691	66.7%	100.0%
RESERVED CODES:				
DON'T KNOW	D	7	0.2%	n/a

Codebook and Unweighted Frequencies for the 2021 General Social Survey (GSS)

Replicating Core

Variable: PILLOK Type: Numeric

Label: Do you strongly agree, agree, disagree, or strongly disagree that methods of birth control should be available to teenagers between the ages of 14 and 16 if their parents do not approve?

Notes: If planning to perform trend analysis with TEENPILL, please consult GSS Methodological Report No. 56. Hand Card A13 contains punches 1-5. PILLOK is asked in sequence with MARHOMO and SPANKING.

LABEL	VALUE	COUNT	PCT	PCT Excl. Reserve Codes
NOT APPLICABLE	I	1317	32.7%	n/a
SKIPPED ON WEB	S	17	0.4%	n/a
TOTALS:		4032	100.0%	100.0%

Variable: SEXEDUC Type: Numeric

Label: Would you be for or against sex education in the public schools?

Notes: If planning to perform trend analysis with this variable, please consult Methodological Report No. 56.

LABEL	VALUE	COUNT	PCT	PCT Excl. Reserve Codes
FAVOR	1	2450	60.8%	91.1%
OPPOSE	2	238	5.9%	8.9%
SUBTOTALS:		2688	66.7%	100.0%
RESERVED CODES:				
DON'T KNOW	D	8	0.2%	n/a
NO ANSWER	N	2	0.0%	n/a
NOT APPLICABLE	I	1320	32.7%	n/a
SKIPPED ON WEB	S	14	0.3%	n/a
TOTALS:		4032	100.0%	100.0%

Codebook and Unweighted Frequencies for the 2021 General Social Survey (GSS)

Replicating Core

Variable: DIVLAWV Type: Numeric

Label:

Should divorce in this country be easier or more difficult to obtain than it is now?

Notes:

DIVLAWV and DIVLAWNV replace DIVLAW in the 2021 GSS Cross-section.

LABEL	VALUE	COUNT	PCT	PCT Excl. Reserve Codes
EASIER	1	460	11.4%	33.9%
MORE DIFFICULT	2	241	6.0%	17.7%
STAY AS IS	3	657	16.3%	48.4%
SUBTOTALS:		1358	33.7%	100.0%
RESERVED CODES:				
DON'T KNOW	D	6	0.1%	n/a
NO ANSWER	N	1	0.0%	n/a
NOT APPLICABLE	I	2658	65.9%	n/a
SKIPPED ON WEB	S	9	0.2%	n/a
TOTALS:		4032	100.0%	100.0%

Variable: DIVLAWNV Type: Numeric

Label:

Should divorce in this country be easier or more difficult to obtain than it is now?

Notes:

DIVLAWV and DIVLAWNV replace DIVLAW in the 2021 GSS Cross-section.

LABEL	VALUE	COUNT	PCT	PCT Excl. Reserve Codes
EASIER	1	824	20.4%	64.6%
MORE DIFFICULT	2	432	10.7%	33.9%
STAY AS IS	3	20	0.5%	1.6%
SUBTOTALS:		1276	31.6%	100.0%
RESERVED CODES:				
DON'T KNOW	D	10	0.2%	n/a
NO ANSWER	N	1	0.0%	n/a
NOT APPLICABLE	I	2689	66.7%	n/a
SKIPPED ON WEB	S	56	1.4%	n/a
TOTALS:		4032	100.0%	100.0%

Codebook and Unweighted Frequencies for the 2021 General Social Survey (GSS)

Replicating Core

Variable: PREMARSX Type: Numeric

Label:

There's been a lot of discussion about the way morals and attitudes about sex are changing in this country.

If a man and a woman have sexual relations before marriage, do you think it is always wrong, almost always wrong, wrong only sometimes, or not wrong at all?

Notes: See GSS Social Change Report No. 35.

LABEL	VALUE	COUNT	PCT	PCT Excl. Reserve Codes
ALWAYS WRONG	1	390	9.7%	14.6%
ALMOST ALWAYS WRONG	2	162	4.0%	6.0%
WRONG ONLY SOMETIMES	3	367	9.1%	13.7%
NOT WRONG AT ALL	4	1761	43.7%	65.7%
SUBTOTALS:		2680	66.5%	100.0%
RESERVED CODES:				
DON'T KNOW	D	9	0.2%	n/a
NO ANSWER	N	2	0.0%	n/a
NOT APPLICABLE	I	1315	32.6%	n/a
SKIPPED ON WEB	S	26	0.6%	n/a
TOTALS:		4032	100.0%	100.0%

Variable: TEENSEX Type: Numeric

Label: What if they are in their early teens, say 14 to 16 years old?
In that case,

do you think sex relations before marriage are always wrong, almost always wrong, wrong only sometimes, or not wrong at all?

Notes:

LABEL	VALUE	COUNT	PCT	PCT Excl. Reserve Codes
ALWAYS WRONG	1	1196	29.7%	44.6%
ALMOST ALWAYS WRONG	2	581	14.4%	21.7%
WRONG ONLY SOMETIMES	3	479	11.9%	17.9%
NOT WRONG AT ALL	4	423	10.5%	15.8%
SUBTOTALS:		2679	66.4%	100.0%
RESERVED CODES:				
DON'T KNOW	D	1	0.0%	n/a
NO ANSWER	N	3	0.1%	n/a
NOT APPLICABLE	I	1316	32.6%	n/a

Codebook and Unweighted Frequencies for the 2021 General Social Survey (GSS)

Replicating Core

Variable: TEENSEX Type: Numeric

Label: What if they are in their early teens, say 14 to 16 years old?
In that case,
do you think sex relations before marriage are always wrong,
almost always wrong, wrong only sometimes, or not wrong at all?

Notes:

LABEL	VALUE	COUNT	PCT	PCT Excl. Reserve Codes
SKIPPED ON WEB	S	33	0.8%	n/a
TOTALS:		4032	100.0%	100.0%

Variable: XMARSEX Type: Numeric

Label:
What is your opinion about a married person having sexual
relations with someone other than the marriage partner--is it
always wrong, almost always wrong, wrong only sometimes,
or not wrong at all?

Notes:

LABEL	VALUE	COUNT	PCT	PCT Excl. Reserve Codes
ALWAYS WRONG	1	1667	41.3%	62.9%
ALMOST ALWAYS WRONG	2	606	15.0%	22.9%
WRONG ONLY SOMETIMES	3	272	6.7%	10.3%
NOT WRONG AT ALL	4	105	2.6%	4.0%
SUBTOTALS:		2650	65.7%	100.0%
RESERVED CODES:				
DON'T KNOW	D	4	0.1%	n/a
NO ANSWER	N	1	0.0%	n/a
NOT APPLICABLE	I	1358	33.7%	n/a
SKIPPED ON WEB	S	19	0.5%	n/a
TOTALS:		4032	100.0%	100.0%

Codebook and Unweighted Frequencies for the 2021 General Social Survey (GSS)

Replicating Core

Variable: MARHOMO Type: Numeric

Label:

(Do you agree or disagree?)

Homosexual couples should have the right to marry one another.

Notes:

MARHOMO is asked in sequence with PILLOK and SPANKING.

Hand Card A13 contains punches 1-5.

LABEL	VALUE	COUNT	PCT	PCT Excl. Reserve Codes
STRONGLY AGREE	1	1265	31.4%	47.6%
AGREE	2	500	12.4%	18.8%
NEITHER AGREE NOR DISAGREE	3	419	10.4%	15.8%
DISAGREE	4	179	4.4%	6.7%
STRONGLY DISAGREE	5	295	7.3%	11.1%
SUBTOTALS:		2658	65.9%	100.0%
RESERVED CODES:				
CAN'T CHOOSE	D	5	0.1%	n/a
NO ANSWER	N	1	0.0%	n/a
NOT APPLICABLE	I	1358	33.7%	n/a
SKIPPED ON WEB	S	10	0.2%	n/a
TOTALS:		4032	100.0%	100.0%

Variable: HOMOSEX Type: Numeric

Label:

What about sexual relations between two adults of the same sex--do you think it is always wrong, almost always wrong, wrong only sometimes, or not wrong at all?

Notes: Contents of punch 5

(Other, SPECIFY), available from NORC.

If planning to perform trend analysis with this variable, please consult GSS Methodological Report No. 56.

LABEL	VALUE	COUNT	PCT	PCT Excl. Reserve Codes
ALWAYS WRONG	1	693	17.2%	26.5%
ALMOST ALWAYS WRONG	2	112	2.8%	4.3%
WRONG ONLY SOMETIMES	3	185	4.6%	7.1%
NOT WRONG AT ALL	4	1621	40.2%	62.1%
SUBTOTALS:		2611	64.8%	100.0%
RESERVED CODES:				
DON'T KNOW	D	9	0.2%	n/a

Codebook and Unweighted Frequencies for the 2021 General Social Survey (GSS)

Replicating Core

Variable: HOMOSEX Type: Numeric

Label:

What about sexual relations between two adults of the same sex--do you think it is always wrong, almost always wrong, wrong only sometimes, or not wrong at all?

Notes: Contents of punch 5

(Other, SPECIFY), available from NORC.

If planning to perform trend analysis with this variable, please consult GSS Methodological Report No. 56.

LABEL	VALUE	COUNT	PCT	PCT Excl. Reserve Codes
NO ANSWER	N	8	0.2%	n/a
NOT APPLICABLE	I	1358	33.7%	n/a
SKIPPED ON WEB	S	46	1.1%	n/a
TOTALS:		4032	100.0%	100.0%

Variable: PORNLAWS Type: Numeric

Label: Which of these statements comes closest to your feelings about pornography laws?

Notes: Hand Card A10 contains responses 1-3.

LABEL	VALUE	COUNT	PCT	PCT Excl. Reserve Codes
THERE SHOULD BE LAWS AGAINST THE DISTRIBUTION OF PORNOGRAPHY WHATEVER THE AGE	1	686	17.0%	25.9%
THERE SHOULD BE LAWS AGAINST THE DISTRIBUTION OF PORNOGRAPHY TO PERSONS UNDER 18	2	1828	45.3%	68.9%
THERE SHOULD BE NO LAWS FORBIDDING THE DISTRIBUTION OF PORNOGRAPHY	3	138	3.4%	5.2%
SUBTOTALS:		2652	65.8%	100.0%
RESERVED CODES:				
DON'T KNOW	D	2	0.0%	n/a
NOT APPLICABLE	I	1361	33.8%	n/a
SKIPPED ON WEB	S	17	0.4%	n/a
TOTALS:		4032	100.0%	100.0%

Codebook and Unweighted Frequencies for the 2021 General Social Survey (GSS)

Replicating Core

Variable: XMOVIE Type: Numeric				
Label: Have you seen an X-rated movie in the last year?				
Notes:				
LABEL	VALUE	COUNT	PCT	PCT Excl. Reserve Codes
YES	1	808	20.0%	30.4%
NO	2	1848	45.8%	69.6%
SUBTOTALS:		2656	65.9%	100.0%
RESERVED CODES:				
DON'T KNOW	D	1	0.0%	n/a
NO ANSWER	N	1	0.0%	n/a
NOT APPLICABLE	I	1360	33.7%	n/a
SKIPPED ON WEB	S	14	0.3%	n/a
TOTALS:		4032	100.0%	100.0%

Variable: POSSLQ Type: Numeric				
Label: Which of these statements applies to you?				
Notes: Card A1.2a contained responses 1-4.				
POSSLQ and POSSLQY are used to drive certain spouse/partner skips in the replicating core.				
LABEL	VALUE	COUNT	PCT	PCT Excl. Reserve Codes
I AM MARRIED AND LIVING IN THE SAME HOUSEHOLD AS MY HUSBAND OR WIFE	1	945	23.4%	48.0%
I AM LIVING AS MARRIED AND MY PARTNER AND I TOGETHER LIVE IN THE SAME HOUSEHOLD	2	169	4.2%	8.6%
I HAVE A HUSBAND OR WIFE OR STEADY PARTNER, BUT WE DON'T LIVE IN THE SAME HOUSEHOLD	3	129	3.2%	6.5%
I DON'T HAVE A STEADY PARTNER	4	727	18.0%	36.9%
SUBTOTALS:		1970	48.9%	100.0%
RESERVED CODES:				
DON'T KNOW	D	2	0.0%	n/a
NO ANSWER	N	1	0.0%	n/a
NOT APPLICABLE	I	2045	50.7%	n/a
SKIPPED ON WEB	S	14	0.3%	n/a
TOTALS:		4032	100.0%	100.0%

Codebook and Unweighted Frequencies for the 2021 General Social Survey (GSS)

Replicating Core

Variable: POSSLQY Type: Numeric

Label: Which of these statements applies to you? CODE ONE ONLY.

Notes: Card A1.2b contained responses 1-4. See POSSLQ.

LABEL	VALUE	COUNT	PCT	PCT Excl. Reserve Codes
I AM MARRIED AND LIVING IN THE SAME HOUSEHOLD AS MY HUSBAND OR WIFE	1	990	24.6%	48.5%
I AM LIVING AS MARRIED AND MY PARTNER AND I TOGETHER LIVE IN THE SAME HOUSEHOLD	2	213	5.3%	10.4%
I HAVE A HUSBAND OR WIFE OR STEADY PARTNER, BUT WE DON'T LIVE IN THE SAME HOUSEHOLD	3	153	3.8%	7.5%
I DON'T HAVE A STEADY PARTNER	4	684	17.0%	33.5%
SUBTOTALS:		2040	50.6%	100.0%
RESERVED CODES:				
NOT APPLICABLE	I	1987	49.3%	n/a
SKIPPED ON WEB	S	5	0.1%	n/a
TOTALS:		4032	100.0%	100.0%

Variable: SPANKING Type: Numeric

Label: Do you strongly agree, agree, disagree, or strongly disagree that it is sometimes necessary to discipline a child with a good, hard spanking?

Notes:

SPANKING is asked in sequence with MARHOMO and PILLOK. Hand Card A13 contains punches 1-5.

LABEL	VALUE	COUNT	PCT	PCT Excl. Reserve Codes
STRONGLY AGREE	1	424	10.5%	15.8%
AGREE	2	977	24.2%	36.4%
DISAGREE	3	827	20.5%	30.8%
STRONGLY DISAGREE	4	456	11.3%	17.0%
SUBTOTALS:		2684	66.6%	100.0%
RESERVED CODES:				
DON'T KNOW	D	4	0.1%	n/a
NO ANSWER	N	1	0.0%	n/a
NOT APPLICABLE	I	1317	32.7%	n/a
SKIPPED ON WEB	S	26	0.6%	n/a
TOTALS:		4032	100.0%	100.0%

Codebook and Unweighted Frequencies for the 2021 General Social Survey (GSS)

Replicating Core

Variable: LETDIE1 Type: Numeric

Label: When a person has a disease that cannot be cured, do you think doctors should be allowed by law to end the patient's life by some painless means if the patient and his family request it?

Notes:

LABEL	VALUE	COUNT	PCT	PCT Excl. Reserve Codes
YES	1	934	23.2%	71.0%
NO	2	382	9.5%	29.0%
SUBTOTALS:		1316	32.6%	100.0%
RESERVED CODES:				
DON'T KNOW	D	3	0.1%	n/a
NO ANSWER	N	2	0.0%	n/a
NOT APPLICABLE	I	2689	66.7%	n/a
SKIPPED ON WEB	S	22	0.5%	n/a
TOTALS:		4032	100.0%	100.0%

Variable: SUICIDE1 Type: Numeric

Label:

(Do you think a person has the right to end his or her own life if this person . . .) Has an incurable disease?

Notes: In the web mode, SUICIDE1G, SUICIDE2G, SUICIDE3G, and SUICIDE4G all appeared on the same screen, as questions in a grid. Please see 'New Experiments in the 2021 GSS Cross Section' for more details.

LABEL	VALUE	COUNT	PCT	PCT Excl. Reserve Codes
YES	1	887	22.0%	73.2%
NO	2	325	8.1%	26.8%
SUBTOTALS:		1212	30.1%	100.0%
RESERVED CODES:				
DON'T KNOW	D	260	6.4%	n/a
NO ANSWER	N	4	0.1%	n/a
NOT APPLICABLE	I	2552	63.3%	n/a
SKIPPED ON WEB	S	4	0.1%	n/a
TOTALS:		4032	100.0%	100.0%

Codebook and Unweighted Frequencies for the 2021 General Social Survey (GSS)

Replicating Core

Variable: SUICIDE1G Type: Numeric

Label:

(Do you think a person has the right to end his or her own life if this person . . .) Has an incurable disease?

Notes: In the web mode, SUICIDE1G, SUICIDE2G, SUICIDE3G, and SUICIDE4G all appeared on the same screen, as questions in a grid.

Please see 'New Experiments in the 2021 GSS Cross Section' for more details.

LABEL	VALUE	COUNT	PCT	PCT Excl. Reserve Codes
YES	1	822	20.4%	67.8%
NO	2	390	9.7%	32.2%
SUBTOTALS:		1212	30.1%	100.0%
RESERVED CODES:				
NOT APPLICABLE	I	2794	69.3%	n/a
SKIPPED ON WEB	S	26	0.6%	n/a
TOTALS:		4032	100.0%	100.0%

Variable: SUICIDE2 Type: Numeric

Label:

(Do you think a person has the right to end his or her own life if this person . . .) Has gone bankrupt?

Notes: In the web mode, SUICIDE1G, SUICIDE2G, SUICIDE3G, and SUICIDE4G all appeared on the same screen, as questions in a grid.

Please see 'New Experiments in the 2021 GSS Cross Section' for more details.

LABEL	VALUE	COUNT	PCT	PCT Excl. Reserve Codes
YES	1	155	3.8%	11.9%
NO	2	1143	28.3%	88.1%
SUBTOTALS:		1298	32.2%	100.0%
RESERVED CODES:				
DON'T KNOW	D	171	4.2%	n/a
NO ANSWER	N	1	0.0%	n/a
NOT APPLICABLE	I	2556	63.4%	n/a
SKIPPED ON WEB	S	6	0.1%	n/a
TOTALS:		4032	100.0%	100.0%

Codebook and Unweighted Frequencies for the 2021 General Social Survey (GSS)

Replicating Core

Variable: SUICIDE2G Type: Numeric

Label:

(Do you think a person has the right to end his or her own life if this person . . .) Has gone bankrupt?

Notes: In the web mode, SUICIDE1G, SUICIDE2G, SUICIDE3G, and SUICIDE4G all appeared on the same screen, as questions in a grid.

Please see 'New Experiments in the 2021 GSS Cross Section' for more details.

LABEL	VALUE	COUNT	PCT	PCT Excl. Reserve Codes
YES	1	133	3.3%	11.2%
NO	2	1059	26.3%	88.8%
SUBTOTALS:		1192	29.6%	100.0%
RESERVED CODES:				
NOT APPLICABLE	I	2794	69.3%	n/a
SKIPPED ON WEB	S	46	1.1%	n/a
TOTALS:		4032	100.0%	100.0%

Variable: SUICIDE3 Type: Numeric

Label:

(Do you think a person has the right to end his or her own life if this person . . .) Has dishonored his or her family?

Notes: In the web mode, SUICIDE1G, SUICIDE2G, SUICIDE3G, and SUICIDE4G all appeared on the same screen, as questions in a grid.

Please see 'New Experiments in the 2021 GSS Cross Section' for more details.

LABEL	VALUE	COUNT	PCT	PCT Excl. Reserve Codes
YES	1	145	3.6%	11.0%
NO	2	1172	29.1%	89.0%
SUBTOTALS:		1317	32.7%	100.0%
RESERVED CODES:				
DON'T KNOW	D	151	3.7%	n/a
NO ANSWER	N	1	0.0%	n/a
NOT APPLICABLE	I	2556	63.4%	n/a
SKIPPED ON WEB	S	7	0.2%	n/a
TOTALS:		4032	100.0%	100.0%

Codebook and Unweighted Frequencies for the 2021 General Social Survey (GSS)

Replicating Core

Variable: SUICIDE3G Type: Numeric

Label:

(Do you think a person has the right to end his or her own life if this person . . .) Has dishonored his or her family?

Notes: In the web mode, SUICIDE1G, SUICIDE2G, SUICIDE3G, and SUICIDE4G all appeared on the same screen, as questions in a grid.

Please see 'New Experiments in the 2021 GSS Cross Section' for more details.

LABEL	VALUE	COUNT	PCT	PCT Excl. Reserve Codes
YES	1	138	3.4%	11.6%
NO	2	1053	26.1%	88.4%
SUBTOTALS:		1191	29.5%	100.0%
RESERVED CODES:				
NOT APPLICABLE	I	2794	69.3%	n/a
SKIPPED ON WEB	S	47	1.2%	n/a
TOTALS:		4032	100.0%	100.0%

Variable: SUICIDE4 Type: Numeric

Label:

(Do you think a person has the right to end his or her own life if this person . . .) Is tired of living and ready to die?

Notes: In the web mode, SUICIDE1G, SUICIDE2G, SUICIDE3G, and SUICIDE4G all appeared on the same screen, as questions in a grid.

Please see 'New Experiments in the 2021 GSS Cross Section' for more details.

LABEL	VALUE	COUNT	PCT	PCT Excl. Reserve Codes
YES	1	252	6.3%	20.5%
NO	2	979	24.3%	79.5%
SUBTOTALS:		1231	30.5%	100.0%
RESERVED CODES:				
DON'T KNOW	D	237	5.9%	n/a
NO ANSWER	N	4	0.1%	n/a
NOT APPLICABLE	I	2556	63.4%	n/a
SKIPPED ON WEB	S	4	0.1%	n/a
TOTALS:		4032	100.0%	100.0%

Codebook and Unweighted Frequencies for the 2021 General Social Survey (GSS)

Replicating Core

Variable: SUICIDE4G Type: Numeric

Label:

(Do you think a person has the right to end his or her own life if this person . . .) Is tired of living and ready to die?

Notes: In the web mode, SUICIDE1G, SUICIDE2G, SUICIDE3G, and SUICIDE4G all appeared on the same screen, as questions in a grid.

Please see 'New Experiments in the 2021 GSS Cross Section' for more details.

LABEL	VALUE	COUNT	PCT	PCT Excl. Reserve Codes
YES	1	283	7.0%	23.7%
NO	2	911	22.6%	76.3%
SUBTOTALS:		1194	29.6%	100.0%
RESERVED CODES:				
NOT APPLICABLE	I	2794	69.3%	n/a
SKIPPED ON WEB	S	44	1.1%	n/a
TOTALS:		4032	100.0%	100.0%

Variable: POLABUSE Type: Numeric

Label:

(Would you approve of a policeman striking a citizen who...) Had said vulgar and obscene things to the policeman?

Notes:

LABEL	VALUE	COUNT	PCT	PCT Excl. Reserve Codes
YES	1	100	2.5%	7.7%
NO	2	1204	29.9%	92.3%
SUBTOTALS:		1304	32.3%	100.0%
RESERVED CODES:				
DON'T KNOW	D	1	0.0%	n/a
NO ANSWER	N	1	0.0%	n/a
NOT APPLICABLE	I	2719	67.4%	n/a
SKIPPED ON WEB	S	7	0.2%	n/a
TOTALS:		4032	100.0%	100.0%

Codebook and Unweighted Frequencies for the 2021 General Social Survey (GSS)

Replicating Core

Variable: POLABUSEY Type: Numeric

Label:
 (Would you approve of a policeman striking a citizen who...)
 Had said vulgar and obscene things to the police officer?

Notes:
 Please see 'New Experiments in the 2021 GSS Cross
 Section' for more details.

LABEL	VALUE	COUNT	PCT	PCT Excl. Reserve Codes
YES	1	123	3.1%	9.1%
NO	2	1228	30.5%	90.9%
SUBTOTALS:		1351	33.5%	100.0%
RESERVED CODES:				
DON'T KNOW	D	1	0.0%	n/a
NOT APPLICABLE	I	2673	66.3%	n/a
SKIPPED ON WEB	S	7	0.2%	n/a
TOTALS:		4032	100.0%	100.0%

Variable: POLMURDR Type: Numeric

Label:
 (Would you approve of a policeman striking a citizen who...)
 Was being questioned as a suspect in a murder case?

Notes:

LABEL	VALUE	COUNT	PCT	PCT Excl. Reserve Codes
YES	1	560	13.9%	21.3%
NO	2	2074	51.4%	78.7%
SUBTOTALS:		2634	65.3%	100.0%
RESERVED CODES:				
DON'T KNOW	D	2	0.0%	n/a
NOT APPLICABLE	I	1360	33.7%	n/a
SKIPPED ON WEB	S	36	0.9%	n/a
TOTALS:		4032	100.0%	100.0%

Codebook and Unweighted Frequencies for the 2021 General Social Survey (GSS)

*Replicating Core***Variable: POLESCAP** Type: Numeric**Label: Was attempting to escape from custody?****Notes:**

LABEL	VALUE	COUNT	PCT	PCT Excl. Reserve Codes
YES	1	1579	39.2%	59.8%
NO	2	1060	26.3%	40.2%
SUBTOTALS:		2639	65.5%	100.0%
RESERVED CODES:				
DON'T KNOW	D	11	0.3%	n/a
NO ANSWER	N	2	0.0%	n/a
NOT APPLICABLE	I	1360	33.7%	n/a
SKIPPED ON WEB	S	20	0.5%	n/a
TOTALS:		4032	100.0%	100.0%

Variable: POLATTAK Type: Numeric**Label: Was attacking the policeman with his fists?**

Notes: Since 1975,
all respondents were asked parts A-D regardless of response
to POLHITOK. See GSS Methodological Report No. 10.
If planning to perform trend analysis with these variables,
please consult GSS Methodological Report No. 56.

LABEL	VALUE	COUNT	PCT	PCT Excl. Reserve Codes
YES	1	1024	25.4%	78.6%
NO	2	279	6.9%	21.4%
SUBTOTALS:		1303	32.3%	100.0%
RESERVED CODES:				
NOT APPLICABLE	I	2719	67.4%	n/a
SKIPPED ON WEB	S	10	0.2%	n/a
TOTALS:		4032	100.0%	100.0%

Codebook and Unweighted Frequencies for the 2021 General Social Survey (GSS)

Replicating Core

Variable: POLATTAKY Type: Numeric

Label:

Would you approve if the citizen was attacking the police officer with his fists?

Notes:

Please see 'New Experiments in the 2021 GSS Cross Section' for more details.

LABEL	VALUE	COUNT	PCT	PCT Excl. Reserve Codes
YES	1	1031	25.6%	76.1%
NO	2	323	8.0%	23.9%
SUBTOTALS:		1354	33.6%	100.0%
RESERVED CODES:				
NOT APPLICABLE	I	2673	66.3%	n/a
SKIPPED ON WEB	S	5	0.1%	n/a
TOTALS:		4032	100.0%	100.0%

Variable: POLHITOK Type: Numeric

Label:

Are there any situations you can imagine in which you would approve of a policeman striking an adult male citizen?

Notes:

LABEL	VALUE	COUNT	PCT	PCT Excl. Reserve Codes
YES	1	890	22.1%	68.5%
NO	2	410	10.2%	31.5%
SUBTOTALS:		1300	32.2%	100.0%
RESERVED CODES:				
DON'T KNOW	D	2	0.0%	n/a
NO ANSWER	N	1	0.0%	n/a
NOT APPLICABLE	I	2719	67.4%	n/a
SKIPPED ON WEB	S	10	0.2%	n/a
TOTALS:		4032	100.0%	100.0%

Codebook and Unweighted Frequencies for the 2021 General Social Survey (GSS)

Replicating Core

Variable: POLHITOKY Type: Numeric

Label:

Are there any situations you can imagine in which you would approve of a police officer striking an adult male citizen?

Notes:

Please see 'New Experiments in the 2021 GSS Cross Section' for more details.

LABEL	VALUE	COUNT	PCT	PCT Excl. Reserve Codes
YES	1	926	23.0%	68.7%
NO	2	421	10.4%	31.3%
SUBTOTALS:		1347	33.4%	100.0%
RESERVED CODES:				
NOT APPLICABLE	I	2673	66.3%	n/a
SKIPPED ON WEB	S	12	0.3%	n/a
TOTALS:		4032	100.0%	100.0%

Variable: FEAR Type: Numeric

Label: Is there any area right around here--that is, within a mile--where you would be afraid to walk alone at night?

Notes:

LABEL	VALUE	COUNT	PCT	PCT Excl. Reserve Codes
YES	1	1409	34.9%	35.0%
NO	2	2613	64.8%	65.0%
SUBTOTALS:		4022	99.8%	100.0%
RESERVED CODES:				
DON'T KNOW	D	2	0.0%	n/a
SKIPPED ON WEB	S	8	0.2%	n/a
TOTALS:		4032	100.0%	100.0%

Codebook and Unweighted Frequencies for the 2021 General Social Survey (GSS)

Replicating Core

Variable: OWNGUN Type: Numeric

Label: Do you happen to have in your home
(IF HOUSE: or garage) any guns or revolvers?

Notes:

LABEL	VALUE	COUNT	PCT	PCT Excl. Reserve Codes
YES	1	1383	34.3%	35.4%
NO	2	2529	62.7%	64.6%
SUBTOTALS:		3912	97.0%	100.0%
RESERVED CODES:				
DON'T KNOW	D	3	0.1%	n/a
SKIPPED ON WEB	S	107	2.7%	n/a
REFUSED	3	10	0.2%	n/a
TOTALS:		4032	100.0%	100.0%

Variable: PISTOL Type: Numeric

Label: Is it a pistol, shotgun, rifle, or what?
CODE ALL THAT APPLY. [Coded if Pistol]

Notes:

LABEL	VALUE	COUNT	PCT	PCT Excl. Reserve Codes
YES	1	13	0.3%	0.5%
NO	2	2529	62.7%	99.5%
SUBTOTALS:		2542	63.0%	100.0%
RESERVED CODES:				
NOT APPLICABLE	I	1373	34.1%	n/a
REFUSED	3	117	2.9%	n/a
TOTALS:		4032	100.0%	100.0%

Codebook and Unweighted Frequencies for the 2021 General Social Survey (GSS)

Replicating Core

Variable: SHOTGUN Type: Numeric				
Label: IF YES: CODED IF SHOTGUN				
Notes:				
				PCT Excl. Reserve Codes
LABEL	VALUE	COUNT	PCT	
YES	1	3	0.1%	0.1%
NO	2	2529	62.7%	99.9%
SUBTOTALS:		2532	62.8%	100.0%
RESERVED CODES:				
NOT APPLICABLE	1	1383	34.3%	n/a
REFUSED	3	117	2.9%	n/a
TOTALS:		4032	100.0%	100.0%

Variable: RIFLE Type: Numeric				
Label: IF OWNGUN YES: CODED IF RIFLE				
Notes:				
				PCT Excl. Reserve Codes
LABEL	VALUE	COUNT	PCT	
YES	1	17	0.4%	0.7%
NO	2	2529	62.7%	99.3%
SUBTOTALS:		2546	63.1%	100.0%
RESERVED CODES:				
NOT APPLICABLE	1	1369	34.0%	n/a
REFUSED	3	117	2.9%	n/a
TOTALS:		4032	100.0%	100.0%

Variable: ROWNGUN Type: Numeric				
Label: Do any of these guns personally belong to you?				
Notes: Punch 2 in PISTOL, SHOTGUN, RIFLE, and ROWNGUN includes those answering 'No' to OWNGUN.				
				PCT Excl. Reserve Codes
LABEL	VALUE	COUNT	PCT	
YES	1	1036	25.7%	75.3%
NO	2	340	8.4%	24.7%
SUBTOTALS:		1376	34.1%	100.0%
RESERVED CODES:				

Codebook and Unweighted Frequencies for the 2021 General Social Survey (GSS)

Replicating Core

Variable: ROWNGUN Type: Numeric

Label: Do any of these guns personally belong to you?

Notes: Punch 2 in PISTOL, SHOTGUN, RIFLE, and ROWNGUN includes those answering 'No' to OWNGUN.

LABEL	VALUE	COUNT	PCT	PCT Excl. Reserve Codes
NOT APPLICABLE	I	2532	62.8%	n/a
SKIPPED ON WEB	S	7	0.2%	n/a
REFUSED	3	117	2.9%	n/a
TOTALS:		4032	100.0%	100.0%

Variable: HUNT1 Type: Numeric

Label: Do you (or does your [husband/wife/partner]) go hunting? CIRCLE ONLY ONE CODE.

Notes:

LABEL	VALUE	COUNT	PCT	PCT Excl. Reserve Codes
YES, RESPONDENT DOES	1	325	8.1%	8.1%
YES, SPOUSE OR PARTNER DOES	2	155	3.8%	3.9%
YES, BOTH DO	3	93	2.3%	2.3%
NO, NEITHER R NOR SPOUSE OR PARTNER DOES	4	3452	85.6%	85.8%
SUBTOTALS:		4025	99.8%	100.0%
RESERVED CODES:				
SKIPPED ON WEB	S	7	0.2%	n/a
TOTALS:		4032	100.0%	100.0%

Variable: NEWS Type: Numeric

Label: How often do you read the newspaper--every day, a few times a week, once a week, less than once a week, or never?

Notes:

LABEL	VALUE	COUNT	PCT	PCT Excl. Reserve Codes
EVERY DAY	1	642	15.9%	23.8%
A FEW TIMES A WEEK	2	361	9.0%	13.4%
ONCE A WEEK	3	240	6.0%	8.9%
LESS THAN ONCE A WEEK	4	452	11.2%	16.8%
NEVER	5	1001	24.8%	37.1%

Codebook and Unweighted Frequencies for the 2021 General Social Survey (GSS)

Replicating Core

Variable: NEWS Type: Numeric

Label: How often do you read the newspaper--every day, a few times a week, once a week, less than once a week, or never?

Notes:

LABEL	VALUE	COUNT	PCT	PCT Excl. Reserve Codes
SUBTOTALS:		2696	66.9%	100.0%
RESERVED CODES:				
NOT APPLICABLE	I	1329	33.0%	n/a
SKIPPED ON WEB	S	7	0.2%	n/a
TOTALS:		4032	100.0%	100.0%

Variable: TVHOURS Type: Numeric

Label: On the average day, about how many hours do you personally watch television?

Notes:

LABEL	VALUE	COUNT	PCT	PCT Excl. Reserve Codes
00 HOURS	0	215	5.3%	8.0%
01 HOURS	1	390	9.7%	14.5%
02 HOURS	2	602	14.9%	22.4%
03 HOURS	3	463	11.5%	17.3%
04 HOURS	4	390	9.7%	14.5%
05 HOURS	5	215	5.3%	8.0%
06 HOURS	6	149	3.7%	5.6%
07 HOURS	7	23	0.6%	0.9%
08 HOURS	8	97	2.4%	3.6%
09 HOURS	9	12	0.3%	0.4%
10 HOURS	10	54	1.3%	2.0%
11 HOURS	11	1	0.0%	0.0%
12 HOURS	12	24	0.6%	0.9%
14 HOURS	14	8	0.2%	0.3%
15 HOURS	15	9	0.2%	0.3%
16 HOURS	16	3	0.1%	0.1%
17 HOURS	17	1	0.0%	0.0%
18 HOURS	18	1	0.0%	0.0%
20 HOURS	20	17	0.4%	0.6%
21 HOURS	21	1	0.0%	0.0%

Codebook and Unweighted Frequencies for the 2021 General Social Survey (GSS)

Replicating Core

Variable: TVHOURS Type: Numeric

Label: On the average day,
about how many hours do you personally watch television?

Notes:

LABEL	VALUE	COUNT	PCT	PCT Excl. Reserve Codes
23 HOURS	23	1	0.0%	0.0%
24 HOURS	24	7	0.2%	0.3%
SUBTOTALS:		2683	66.5%	100.0%
RESERVED CODES:				
NOT APPLICABLE	I	1329	33.0%	n/a
SKIPPED ON WEB	S	20	0.5%	n/a
TOTALS:		4032	100.0%	100.0%

Variable: PHONE Type: Numeric

Label: Thank you very much for your time and help.
Do you have a telephone? May I have your name and
(one of your) telephone number(s)
just in case I have left something out in this interview?

Notes:

If planning to perform trend analysis with this variable,
please consult GSS Methodological Report No. 56.

LABEL	VALUE	COUNT	PCT	PCT Excl. Reserve Codes
SUBTOTALS:		0	0.0%	n/a
RESERVED CODES:				
NOT APPLICABLE	I	4032	100.0%	n/a
TOTALS:		4032	100.0%	n/a

Variable: FORM Type: Numeric

Label: FORM OF SPLIT QUESTIONNAIRE ASKED

Notes:

LABEL	VALUE	COUNT	PCT	PCT Excl. Reserve Codes
STANDARD <X>	1	1987	49.3%	49.3%
ALTERNATE <Y>	2	2045	50.7%	50.7%
SUBTOTALS:		4032	100.0%	100.0%

Codebook and Unweighted Frequencies for the 2021 General Social Survey (GSS)

Replicating Core

Variable: FORM Type: Numeric

Label: FORM OF SPLIT QUESTIONNAIRE ASKED

Notes:

LABEL	VALUE	COUNT	PCT	PCT Excl. Reserve Codes
RESERVED CODES:				
TOTALS:		4032	100.0%	100.0%

Variable: FECHLD Type: Numeric

Label:

Please read the following statements and indicate whether you strongly agree, agree, disagree, or strongly disagree with each statement. For example, here is the statement:

A working mother can establish just as warm and secure a relationship with her children as a mother who does not work.

Notes:

LABEL	VALUE	COUNT	PCT	PCT Excl. Reserve Codes
STRONGLY AGREE	1	1062	26.3%	39.1%
AGREE	2	1173	29.1%	43.2%
DISAGREE	3	394	9.8%	14.5%
STRONGLY DISAGREE	4	85	2.1%	3.1%
SUBTOTALS:		2714	67.3%	100.0%
RESERVED CODES:				
NOT APPLICABLE	I	1315	32.6%	n/a
SKIPPED ON WEB	S	3	0.1%	n/a
TOTALS:		4032	100.0%	100.0%

Variable: FEPRESCH Type: Numeric

Label:

A preschool child is likely to suffer if his or her mother works.

Notes:

LABEL	VALUE	COUNT	PCT	PCT Excl. Reserve Codes
STRONGLY AGREE	1	105	2.6%	3.9%
AGREE	2	520	12.9%	19.2%
DISAGREE	3	1433	35.5%	52.9%
STRONGLY DISAGREE	4	649	16.1%	24.0%

Codebook and Unweighted Frequencies for the 2021 General Social Survey (GSS)

Replicating Core

Variable: FEPRESCH Type: Numeric				
Label:				
A preschool child is likely to suffer if his or her mother works.				
Notes:				
LABEL	VALUE	COUNT	PCT	PCT Excl. Reserve Codes
SUBTOTALS:		2707	67.1%	100.0%
RESERVED CODES:				
DON'T KNOW	D	5	0.1%	n/a
NOT APPLICABLE	I	1315	32.6%	n/a
SKIPPED ON WEB	S	5	0.1%	n/a
TOTALS:		4032	100.0%	100.0%

Variable: FEFAM Type: Numeric				
Label:				
It is much better for everyone involved if the man is the achiever outside the home and the woman takes care of the home and family.				
Notes:				
LABEL	VALUE	COUNT	PCT	PCT Excl. Reserve Codes
STRONGLY AGREE	1	131	3.2%	4.8%
AGREE	2	410	10.2%	15.1%
DISAGREE	3	1137	28.2%	42.0%
STRONGLY DISAGREE	4	1030	25.5%	38.0%
SUBTOTALS:		2708	67.2%	100.0%
RESERVED CODES:				
NOT APPLICABLE	I	1315	32.6%	n/a
SKIPPED ON WEB	S	9	0.2%	n/a
TOTALS:		4032	100.0%	100.0%

Codebook and Unweighted Frequencies for the 2021 General Social Survey (GSS)

Replicating Core

Variable: RACDIF1 Type: Numeric

**Label: On the average
(Negroes/Blacks/African-Americans) have worse jobs,
income, and housing than white people.
Do you think these differences are . . . Mainly due to
discrimination?**

Notes:

LABEL	VALUE	COUNT	PCT	PCT Excl. Reserve Codes
YES	1	1524	37.8%	56.8%
NO	2	1157	28.7%	43.2%
SUBTOTALS:		2681	66.5%	100.0%
RESERVED CODES:				
DON'T KNOW	D	12	0.3%	n/a
NO ANSWER	N	1	0.0%	n/a
NOT APPLICABLE	I	1315	32.6%	n/a
SKIPPED ON WEB	S	23	0.6%	n/a
TOTALS:		4032	100.0%	100.0%

Variable: RACDIF2 Type: Numeric

**Label:
(On the average
(Negroes/Blacks/African-Americans) have worse jobs,
income, and housing than white people.
Do you think these differences are . . .) Because most
(Negroes/Blacks/African-Americans)
have less in-born ability to learn?**

Notes:

LABEL	VALUE	COUNT	PCT	PCT Excl. Reserve Codes
YES	1	141	3.5%	5.2%
NO	2	2548	63.2%	94.8%
SUBTOTALS:		2689	66.7%	100.0%
RESERVED CODES:				
DON'T KNOW	D	11	0.3%	n/a
NO ANSWER	N	1	0.0%	n/a
NOT APPLICABLE	I	1315	32.6%	n/a
SKIPPED ON WEB	S	16	0.4%	n/a
TOTALS:		4032	100.0%	100.0%

Codebook and Unweighted Frequencies for the 2021 General Social Survey (GSS)

Replicating Core

Variable: RACDIF3 Type: Numeric

Label:

(On the average
(Negroes/Blacks/African-Americans) have worse jobs,
income, and housing than white people.
Do you think these differences are . . .) Because most
(Negroes/Blacks/African-Americans)
don't have the chance for education that it takes to rise out
of poverty?

Notes:

LABEL	VALUE	COUNT	PCT	PCT Excl. Reserve Codes
YES	1	1511	37.5%	56.5%
NO	2	1162	28.8%	43.5%
SUBTOTALS:		2673	66.3%	100.0%
RESERVED CODES:				
DON'T KNOW	D	17	0.4%	n/a
NO ANSWER	N	1	0.0%	n/a
NOT APPLICABLE	I	1315	32.6%	n/a
SKIPPED ON WEB	S	26	0.6%	n/a
TOTALS:		4032	100.0%	100.0%

Variable: RACDIF4 Type: Numeric

Label:

(On the average
(Negroes/Blacks/African-Americans) have worse jobs,
income, and housing than white people.
Do you think these differences are . . .) Because most
(Negroes/Blacks/African-Americans)
just don't have the motivation or willpower to pull
themselves up out of poverty?

Notes: 0

LABEL	VALUE	COUNT	PCT	PCT Excl. Reserve Codes
YES	1	706	17.5%	26.5%
NO	2	1960	48.6%	73.5%
SUBTOTALS:		2666	66.1%	100.0%
RESERVED CODES:				
DON'T KNOW	D	14	0.3%	n/a
NO ANSWER	N	1	0.0%	n/a
NOT APPLICABLE	I	1315	32.6%	n/a

Codebook and Unweighted Frequencies for the 2021 General Social Survey (GSS)

Replicating Core

Variable: RACDIF4 Type: Numeric

Label:
 (On the average
 (Negroes/Blacks/African-Americans) have worse jobs,
 income, and housing than white people.
 Do you think these differences are . . .) Because most
 (Negroes/Blacks/African-Americans)
 just don't have the motivation or willpower to pull
 themselves up out of poverty?

Notes: 0

LABEL	VALUE	COUNT	PCT	PCT Excl. Reserve Codes
SKIPPED ON WEB	S	36	0.9%	n/a
TOTALS:		4032	100.0%	100.0%

Variable: HELPPPOOR Type: Numeric

Label: Next, here are issues that some people tell us are important.
 Some people think that the government in Washington should do everything
 possible to improve the standard of living of all poor Americans,
 they are at Point 1 on the scale below.
 Other people think it is not the government's responsibility,
 and that each person should take care of himself, they are at Point 5.
 Where would you place yourself on this scale,
 or haven't you made up your mind on this?

Notes: Card A17 contained responses for punches 1-5.

FOR HELPPPOOR - HELPBLK:

IF RESPONDENT HAS NOT MADE UP HIS/HER MIND ON AN ISSUE,
 CODE 'DON'T KNOW.' THIS IS AN ACCEPTABLE RESPONSE.
 DO NOT PROBE.

LABEL	VALUE	COUNT	PCT	PCT Excl. Reserve Codes
GOVERNMENT SHOULD HELP	1	675	16.7%	25.6%
	2	662	16.4%	25.1%
AGREE WITH BOTH	3	1035	25.7%	39.3%
PEOPLE SHOULD HELP THEMSELVES	5	261	6.5%	9.9%
SUBTOTALS:		2633	65.3%	100.0%
RESERVED CODES:				
DON'T KNOW	D	10	0.2%	n/a
NOT APPLICABLE	I	1373	34.1%	n/a
SKIPPED ON WEB	S	16	0.4%	n/a
TOTALS:		4032	100.0%	100.0%

Codebook and Unweighted Frequencies for the 2021 General Social Survey (GSS)

*Replicating Core*Variable: **HELPNOT** Type: Numeric**Label:**

Some people think that the government in Washington is trying to do too many things that should be left to individuals and private businesses. Others disagree and think that the government should do even more to solve our country's problems. Still others have opinions somewhere in between. Where would you place yourself on this scale, or haven't you made up your mind on this?

Notes: Card A18 contained responses for punches 1-5.

LABEL	VALUE	COUNT	PCT	PCT Excl. Reserve Codes
GOVERNEMNT SHOULD DO MORE	1	539	13.4%	20.7%
	2	705	17.5%	27.0%
AGREE WITH BOTH	3	977	24.2%	37.4%
GOVERNMENT DOES TOO MUCH	5	388	9.6%	14.9%
SUBTOTALS:		2609	64.7%	100.0%
RESERVED CODES:				
DON'T KNOW	D	10	0.2%	n/a
NOT APPLICABLE	I	1377	34.2%	n/a
SKIPPED ON WEB	S	36	0.9%	n/a
TOTALS:		4032	100.0%	100.0%

Variable: **HELPSICK** Type: Numeric**Label: In general,**

some people think that it is the responsibility of the government in Washington to see to it that people have help in paying for doctors and hospital bills. Others think that these matters are not the responsibility of the federal government and that people should take care of these things themselves. Where would you place yourself on this scale, or haven't you made up your mind on this?

Notes: Card A19 contained responses for punches 1-5.

LABEL	VALUE	COUNT	PCT	PCT Excl. Reserve Codes
GOVERNMENT SHOULD HELP	1	917	22.7%	34.9%
	2	698	17.3%	26.6%
AGREE WITH BOTH	3	793	19.7%	30.2%
PEOPLE SHOULD CARE FOR THEMSELVES	5	219	5.4%	8.3%
SUBTOTALS:		2627	65.2%	100.0%
RESERVED CODES:				
DON'T KNOW	D	4	0.1%	n/a

Codebook and Unweighted Frequencies for the 2021 General Social Survey (GSS)

Replicating Core

Variable: HELPSICK Type: Numeric

Label: In general, some people think that it is the responsibility of the government in Washington to see to it that people have help in paying for doctors and hospital bills. Others think that these matters are not the responsibility of the federal government and that people should take care of these things themselves. Where would you place yourself on this scale, or haven't you made up your mind on this?

Notes: Card A19 contained responses for punches 1-5.

LABEL	VALUE	COUNT	PCT	PCT Excl. Reserve Codes
NO ANSWER	N	1	0.0%	n/a
NOT APPLICABLE	I	1377	34.2%	n/a
SKIPPED ON WEB	S	23	0.6%	n/a
TOTALS:		4032	100.0%	100.0%

Variable: HELPBLK Type: Numeric

Label: Some people think that Blacks have been discriminated against for so long that the government has a special obligation to help improve their living standards. Others believe that the government should not be giving special treatment to Blacks. Where would you place yourself on this scale, or haven't you made up your mind on this?

Notes: Card A20 contained responses to punches 1-5.

LABEL	VALUE	COUNT	PCT	PCT Excl. Reserve Codes
GOVERNMENT SHOULD HELP	1	560	13.9%	21.5%
	2	722	17.9%	27.7%
AGREE WITH BOTH	3	679	16.8%	26.1%
NO SPECIAL TREATMENT	5	641	15.9%	24.6%
SUBTOTALS:		2602	64.5%	100.0%
RESERVED CODES:				
DON'T KNOW	D	11	0.3%	n/a
NO ANSWER	N	3	0.1%	n/a
NOT APPLICABLE	I	1382	34.3%	n/a
SKIPPED ON WEB	S	34	0.8%	n/a
TOTALS:		4032	100.0%	100.0%

Codebook and Unweighted Frequencies for the 2021 General Social Survey (GSS)

Replicating Core

Variable: GOD Type: Numeric

Label:

Please look at this card and tell me which statement comes closest to expressing what you believe about God.

Notes:

This question was asked as part of the 1993 ISSP module on the environment; see also GODHELP-DRINKYR, LOSEJOB5-HARJOB5. Card A18 contained responses 1-6.

LABEL	VALUE	COUNT	PCT	PCT Excl. Reserve Codes
DON'T BELIEVE	1	173	4.3%	6.6%
DON'T KNOW, NO WAY TO FIND OUT	2	237	5.9%	9.1%
HIGHER POWER	3	341	8.5%	13.0%
BELIEVE SOMETIMES	4	124	3.1%	4.7%
BELIEVE WITH DOUBTS	5	427	10.6%	16.3%
NO DOUBTS	6	1313	32.6%	50.2%
SUBTOTALS:		2615	64.9%	100.0%
RESERVED CODES:				
DON'T KNOW	D	2	0.0%	n/a
NO ANSWER	N	1	0.0%	n/a
NOT APPLICABLE	I	1389	34.4%	n/a
SKIPPED ON WEB	S	25	0.6%	n/a
TOTALS:		4032	100.0%	100.0%

Variable: REBORN Type: Numeric

Label:

Would you say you have been born again or have had a born again experience -- that is, a turning point in your life when you committed yourself to Christ?

Notes:

This question was asked as part of the 1991 ISSP module on religion; see also SPIRITS, GRACE, NEARGOD, AGEBORN.

LABEL	VALUE	COUNT	PCT	PCT Excl. Reserve Codes
YES	1	1423	35.3%	36.2%
NO	2	2507	62.2%	63.8%
SUBTOTALS:		3930	97.5%	100.0%
RESERVED CODES:				
DON'T KNOW	D	7	0.2%	n/a

Codebook and Unweighted Frequencies for the 2021 General Social Survey (GSS)

Replicating Core

Variable: REBORN Type: Numeric

Label:

Would you say you have been born again or have had a born again experience -- that is, a turning point in your life when you committed yourself to Christ?

Notes:

This question was asked as part of the 1991 ISSP module on religion; see also SPIRITS, GRACE, NEARGOD, AGEBORN.

LABEL	VALUE	COUNT	PCT	PCT Excl. Reserve Codes
NO ANSWER	N	47	1.2%	n/a
SKIPPED ON WEB	S	48	1.2%	n/a
TOTALS:		4032	100.0%	100.0%

Variable: SAVESOUL Type: Numeric

Label:

Have you ever tried to encourage someone to believe in Jesus Christ or to accept Jesus Christ as his or her savior?

Notes:

LABEL	VALUE	COUNT	PCT	PCT Excl. Reserve Codes
YES	1	1461	36.2%	37.0%
NO	2	2488	61.7%	63.0%
SUBTOTALS:		3949	97.9%	100.0%
RESERVED CODES:				
DON'T KNOW	D	2	0.0%	n/a
NO ANSWER	N	47	1.2%	n/a
SKIPPED ON WEB	S	34	0.8%	n/a
TOTALS:		4032	100.0%	100.0%

Codebook and Unweighted Frequencies for the 2021 General Social Survey (GSS)

Replicating Core

Variable: WLTHWHTS Type: Numeric

Label:

(I'm going to show you a seven-point scale on which the characteristics of people in a group can be rated.

In the first statement a score of 1 means that you think almost all of the people in that group are 'rich.'

A score of 7 means that you think almost everyone in the group are 'poor.'

A score of 4 means you think that the group is not towards one end or another,

and of course you may choose any number in between that comes closest to where you think people in the group stand.)

Where would you rate whites in general on this scale?

Notes:

LABEL	VALUE	COUNT	PCT	PCT Excl. Reserve Codes
1 - RICH	1	70	1.7%	5.2%
	2	1261	31.3%	94.4%
7 - POOR	7	5	0.1%	0.4%
SUBTOTALS:		1336	33.1%	100.0%
RESERVED CODES:				
DON'T KNOW	D	2	0.0%	n/a
NO ANSWER	N	1	0.0%	n/a
NOT APPLICABLE	I	2689	66.7%	n/a
SKIPPED ON WEB	S	4	0.1%	n/a
TOTALS:		4032	100.0%	100.0%

Variable: WLTHBLKS Type: Numeric

Label: Blacks?**Notes:**

LABEL	VALUE	COUNT	PCT	PCT Excl. Reserve Codes
1 - RICH	1	6	0.1%	0.4%
	2	1264	31.3%	94.8%
7 - POOR	7	64	1.6%	4.8%
SUBTOTALS:		1334	33.1%	100.0%
RESERVED CODES:				
DON'T KNOW	D	2	0.0%	n/a
NO ANSWER	N	1	0.0%	n/a
NOT APPLICABLE	I	2689	66.7%	n/a

Codebook and Unweighted Frequencies for the 2021 General Social Survey (GSS)

Replicating Core

Variable: WLTHBLKS Type: Numeric				
Label: Blacks?				
Notes:				
LABEL	VALUE	COUNT	PCT	PCT Excl. Reserve Codes
SKIPPED ON WEB	S	6	0.1%	n/a
TOTALS:		4032	100.0%	100.0%

Variable: WLTHHSPS Type: Numeric				
Label: Hispanic Americans?				
Notes:				
LABEL	VALUE	COUNT	PCT	PCT Excl. Reserve Codes
1 - RICH	1	3	0.1%	0.2%
	2	1251	31.0%	94.2%
7 - POOR	7	74	1.8%	5.6%
SUBTOTALS:		1328	32.9%	100.0%
RESERVED CODES:				
DON'T KNOW	D	4	0.1%	n/a
NO ANSWER	N	1	0.0%	n/a
NOT APPLICABLE	I	2689	66.7%	n/a
SKIPPED ON WEB	S	10	0.2%	n/a
TOTALS:		4032	100.0%	100.0%

Variable: WORKWHTS Type: Numeric				
Label:				
(The second set of characteristics asks if people in the group tend to be hard-working or if they tend to be lazy...)				
Where would you rate whites in general on this scale?				
Notes:				
LABEL	VALUE	COUNT	PCT	PCT Excl. Reserve Codes
1 - HARD-WORKING	1	160	4.0%	6.0%
	2	2473	61.3%	92.2%
7 - LAZY	7	49	1.2%	1.8%
SUBTOTALS:		2682	66.5%	100.0%
RESERVED CODES:				
DON'T KNOW	D	8	0.2%	n/a

Codebook and Unweighted Frequencies for the 2021 General Social Survey (GSS)

Replicating Core

Variable: WORKWHTS Type: Numeric

Label:

(The second set of characteristics asks if people in the group tend to be hard-working or if they tend to be lazy...)
Where would you rate whites in general on this scale?

Notes:

LABEL	VALUE	COUNT	PCT	PCT Excl. Reserve Codes
NO ANSWER	N	2	0.0%	n/a
NOT APPLICABLE	I	1315	32.6%	n/a
SKIPPED ON WEB	S	25	0.6%	n/a
TOTALS:		4032	100.0%	100.0%

Variable: WORKBLKS Type: Numeric

Label: Blacks?

Notes:

LABEL	VALUE	COUNT	PCT	PCT Excl. Reserve Codes
1 - HARD-WORKING	1	202	5.0%	7.5%
	2	2432	60.3%	90.8%
7 - LAZY	7	43	1.1%	1.6%
SUBTOTALS:		2677	66.4%	100.0%
RESERVED CODES:				
DON'T KNOW	D	9	0.2%	n/a
NO ANSWER	N	2	0.0%	n/a
NOT APPLICABLE	I	1315	32.6%	n/a
SKIPPED ON WEB	S	29	0.7%	n/a
TOTALS:		4032	100.0%	100.0%

Variable: WORKHSPS Type: Numeric

Label: Hispanic-Americans?

Notes:

LABEL	VALUE	COUNT	PCT	PCT Excl. Reserve Codes
1 - HARD-WORKING	1	519	12.9%	19.4%
	2	2141	53.1%	79.9%
7 - LAZY	7	19	0.5%	0.7%
SUBTOTALS:		2679	66.4%	100.0%

Codebook and Unweighted Frequencies for the 2021 General Social Survey (GSS)

Replicating Core

Variable: WORKHSPS Type: Numeric				
Label: Hispanic-Americans?				
Notes:				
LABEL	VALUE	COUNT	PCT	PCT Excl. Reserve Codes
RESERVED CODES:				
DON'T KNOW	D	9	0.2%	n/a
NO ANSWER	N	2	0.0%	n/a
NOT APPLICABLE	I	1315	32.6%	n/a
SKIPPED ON WEB	S	27	0.7%	n/a
TOTALS:		4032	100.0%	100.0%

Variable: INTLWHTS Type: Numeric				
Label:				
Do people in these groups tend to be unintelligent or tend to be intelligent?				
Where would you rate Whites in general on this scale?				
Notes:				
LABEL	VALUE	COUNT	PCT	PCT Excl. Reserve Codes
RESERVED CODES:				
UNINTELLIGENT	1	27	0.7%	1.0%
	2	2439	60.5%	91.1%
INTELLIGENT	7	211	5.2%	7.9%
SUBTOTALS:		2677	66.4%	100.0%
RESERVED CODES:				
DON'T KNOW	D	5	0.1%	n/a
NO ANSWER	N	8	0.2%	n/a
NOT APPLICABLE	I	1316	32.6%	n/a
SKIPPED ON WEB	S	26	0.6%	n/a
TOTALS:		4032	100.0%	100.0%

Codebook and Unweighted Frequencies for the 2021 General Social Survey (GSS)

Replicating Core

Variable: INTLBLKS Type: Numeric

Label:

Do people in these groups tend to be unintelligent or tend to be intelligent?

Where would you rate Blacks in general on this scale?

Notes:

LABEL	VALUE	COUNT	PCT	PCT Excl. Reserve Codes
UNINTELLIGENT	1	20	0.5%	0.7%
	2	2451	60.8%	91.8%
INTELLIGENT	7	200	5.0%	7.5%
SUBTOTALS:		2671	66.2%	100.0%
RESERVED CODES:				
DON'T KNOW	D	7	0.2%	n/a
NO ANSWER	N	7	0.2%	n/a
NOT APPLICABLE	I	1316	32.6%	n/a
SKIPPED ON WEB	S	31	0.8%	n/a
TOTALS:		4032	100.0%	100.0%

Variable: INTLHSPS Type: Numeric

Label:

Do people in these groups tend to be unintelligent or tend to be intelligent?

Where would you rate Hispanic Americans in general on this scale?

Notes: Scale contained responses 1 through 7.

LABEL	VALUE	COUNT	PCT	PCT Excl. Reserve Codes
UNINTELLIGENT	1	18	0.4%	0.7%
	2	2453	60.8%	92.0%
INTELLIGENT	7	195	4.8%	7.3%
SUBTOTALS:		2666	66.1%	100.0%
RESERVED CODES:				
DON'T KNOW	D	12	0.3%	n/a
NO ANSWER	N	7	0.2%	n/a
NOT APPLICABLE	I	1316	32.6%	n/a
SKIPPED ON WEB	S	31	0.8%	n/a
TOTALS:		4032	100.0%	100.0%

Codebook and Unweighted Frequencies for the 2021 General Social Survey (GSS)

Replicating Core

Variable: MARWHT Type: Numeric

**Label: What about having a close relative marry a White person?
Would you be very in favor of it happening, somewhat in favor,
neither in favor nor opposed to it happening, somewhat opposed,
or very opposed to it happening?**

Notes:

LABEL	VALUE	COUNT	PCT	PCT Excl. Reserve Codes
STRONGLY FAVOR	1	666	16.5%	24.7%
FAVOR	2	235	5.8%	8.7%
NEITHER FAVOR NOR OPPOSE	3	1709	42.4%	63.4%
OPPOSE	4	54	1.3%	2.0%
STRONGLY OPPOSE	5	30	0.7%	1.1%
SUBTOTALS:		2694	66.8%	100.0%
RESERVED CODES:				
NO ANSWER	N	2	0.0%	n/a
NOT APPLICABLE	I	1318	32.7%	n/a
SKIPPED ON WEB	S	18	0.4%	n/a
TOTALS:		4032	100.0%	100.0%

Variable: MARBLK Type: Numeric

**Label: How about having a close relative marry a Black person?
Would you be very in favor of it happening, somewhat in favor,
neither in favor nor opposed to it happening, somewhat opposed,
or very opposed to it happening?**

Notes:

LABEL	VALUE	COUNT	PCT	PCT Excl. Reserve Codes
STRONGLY FAVOR	1	546	13.5%	20.2%
FAVOR	2	196	4.9%	7.3%
NEITHER FAVOR NOR OPPOSE	3	1747	43.3%	64.8%
OPPOSE	4	144	3.6%	5.3%
STRONGLY OPPOSE	5	65	1.6%	2.4%
SUBTOTALS:		2698	66.9%	100.0%
RESERVED CODES:				
NO ANSWER	N	1	0.0%	n/a
NOT APPLICABLE	I	1318	32.7%	n/a
SKIPPED ON WEB	S	15	0.4%	n/a
TOTALS:		4032	100.0%	100.0%

Codebook and Unweighted Frequencies for the 2021 General Social Survey (GSS)

Replicating Core

Variable: MARASIAN Type: Numeric

Label:

How about having a close relative marry an Asian American person?
 Would you be very in favor of it happening, somewhat in favor,
 neither in favor nor opposed to it happening, somewhat opposed,
 or very opposed to it happening?

Notes:

LABEL	VALUE	COUNT	PCT	PCT Excl. Reserve Codes
STRONGLY FAVOR	1	513	12.7%	19.1%
FAVOR	2	242	6.0%	9.0%
NEITHER FAVOR NOR OPPOSE	3	1816	45.0%	67.5%
OPPOSE	4	76	1.9%	2.8%
STRONGLY OPPOSE	5	42	1.0%	1.6%
SUBTOTALS:		2689	66.7%	100.0%
RESERVED CODES:				
NO ANSWER	N	2	0.0%	n/a
NOT APPLICABLE	I	1318	32.7%	n/a
SKIPPED ON WEB	S	23	0.6%	n/a
TOTALS:		4032	100.0%	100.0%

Variable: MARHISP Type: Numeric

Label:

How about having a close relative marry a Hispanic or Latino person?
 Would you be very in favor of it happening, somewhat in favor,
 neither in favor nor opposed to it happening, somewhat opposed,
 or very opposed to it happening?

Notes:

LABEL	VALUE	COUNT	PCT	PCT Excl. Reserve Codes
STRONGLY FAVOR	1	517	12.8%	19.2%
FAVOR	2	257	6.4%	9.6%
NEITHER FAVOR NOR OPPOSE	3	1794	44.5%	66.7%
OPPOSE	4	82	2.0%	3.0%
STRONGLY OPPOSE	5	40	1.0%	1.5%
SUBTOTALS:		2690	66.7%	100.0%
RESERVED CODES:				
NO ANSWER	N	2	0.0%	n/a
NOT APPLICABLE	I	1318	32.7%	n/a

Codebook and Unweighted Frequencies for the 2021 General Social Survey (GSS)

Replicating Core

Variable: MARHISP Type: Numeric

Label:

How about having a close relative marry a Hispanic or Latino person?
Would you be very in favor of it happening, somewhat in favor,
neither in favor nor opposed to it happening, somewhat opposed,
or very opposed to it happening?

Notes:

LABEL	VALUE	COUNT	PCT	PCT Excl. Reserve Codes
SKIPPED ON WEB	S	22	0.5%	n/a
TOTALS:		4032	100.0%	100.0%

Variable: RACWORK Type: Numeric

Label: IF EMPLOYED:

Are the people who work where you work all white, mostly white,
about half and half, mostly black, or all black?

Notes:

LABEL	VALUE	COUNT	PCT	PCT Excl. Reserve Codes
SUBTOTALS:		0	0.0%	n/a
RESERVED CODES:				
NOT AVAILABLE IN THIS RELEASE	X	4032	100.0%	n/a
TOTALS:		4032	100.0%	n/a

Variable: DISCAFF Type: Numeric

Label:

What do you think the chances are these days that a white
person won't get a job or promotion while an equally or less
qualified black person gets one instead? Is this very likely,
somewhat likely, or not very likely to happen these days?

Notes:

LABEL	VALUE	COUNT	PCT	PCT Excl. Reserve Codes
VERY LIKELY	1	476	11.8%	12.1%
SOMEWHAT LIKELY	2	1549	38.4%	39.2%
NOT VERY LIKELY	3	1923	47.7%	48.7%
SUBTOTALS:		3948	97.9%	100.0%
RESERVED CODES:				
DON'T KNOW	D	21	0.5%	n/a
NO ANSWER	N	3	0.1%	n/a

Codebook and Unweighted Frequencies for the 2021 General Social Survey (GSS)

Replicating Core

Variable: DISCAFF Type: Numeric

Label:

What do you think the chances are these days that a white person won't get a job or promotion while an equally or less qualified black person gets one instead? Is this very likely, somewhat likely, or not very likely to happen these days?

Notes:

LABEL	VALUE	COUNT	PCT	PCT Excl. Reserve Codes
NOT APPLICABLE	I	4	0.1%	n/a
SKIPPED ON WEB	S	56	1.4%	n/a
TOTALS:		4032	100.0%	100.0%

Variable: FEJOBFAFF Type: Numeric

Label: Some people say that because of past discrimination, women should be given preference in hiring and promotion. Others say that such preference in hiring and promotion of women is wrong because it discriminates against men.

What about your opinion -are you for or against preferential hiring and promotion of women? IF FOR:

Do you favor prefence in hiring and promotion strongly or not strongly? IF AGAINST:

Do you oppose the preference in hiring and promotion strongly or not strongly?

Notes: Asked on Form=1 only after 1996.

LABEL	VALUE	COUNT	PCT	PCT Excl. Reserve Codes
STRONGLY FAVOR	1	257	6.4%	19.4%
NOT STRONGLY FAVOR	2	235	5.8%	17.8%
NOT STRONGLY OPPOSE	3	352	8.7%	26.6%
STRONGLY OPPOSE	4	479	11.9%	36.2%
SUBTOTALS:		1323	32.8%	100.0%
RESERVED CODES:				
DON'T KNOW	D	10	0.2%	n/a
NOT APPLICABLE	I	2699	66.9%	n/a
TOTALS:		4032	100.0%	100.0%

Codebook and Unweighted Frequencies for the 2021 General Social Survey (GSS)

Replicating Core

Variable: DISCAFFM Type: Numeric

Label:

What do you think the chances are these days that a man won't get a job or promotion while an equally or less qualified woman gets one instead. Is this very likely, somewhat likely, somewhat unlikely, or very unlikely these days?

Notes:

LABEL	VALUE	COUNT	PCT	PCT Excl. Reserve Codes
VERY LIKELY	1	119	3.0%	8.9%
SOMEWHAT LIKELY	2	422	10.5%	31.6%
NOT VERY LIKELY	3	511	12.7%	38.2%
VERY UNLIKELY	4	284	7.0%	21.3%
SUBTOTALS:		1336	33.1%	100.0%
RESERVED CODES:				
DON'T KNOW	D	2	0.0%	n/a
NO ANSWER	N	1	0.0%	n/a
NOT APPLICABLE	I	2689	66.7%	n/a
SKIPPED ON WEB	S	4	0.1%	n/a
TOTALS:		4032	100.0%	100.0%

Variable: DISCAFFWV Type: Numeric

Label:

What do you think the chances are these days that a woman won't get a job or promotion while an equally or less qualified man gets one instead. Is this very likely, somewhat likely, somewhat unlikely, or very unlikely these days?

Notes:

DISCAFFWV and DISCAFFWNV replace DIDISCAFFW in the 2021 GSS Cross-section.

LABEL	VALUE	COUNT	PCT	PCT Excl. Reserve Codes
VERY LIKELY	1	340	8.4%	26.0%
SOMEWHAT LIKELY	2	587	14.6%	44.8%
NOT VERY LIKELY	3	256	6.3%	19.5%
VERY UNLIKELY	4	127	3.1%	9.7%
SUBTOTALS:		1310	32.5%	100.0%
RESERVED CODES:				
DON'T KNOW	D	62	1.5%	n/a

Codebook and Unweighted Frequencies for the 2021 General Social Survey (GSS)

Replicating Core

Variable: DISCAFFWV Type: Numeric

Label:

What do you think the chances are these days that a woman won't get a job or promotion while an equally or less qualified man gets one instead. Is this very likely, somewhat likely, somewhat unlikely, or very unlikely these days?

Notes:

DISCAFFWV and DISCAFFWNV replace DIDISCAFFW in the 2021 GSS Cross-section.

LABEL	VALUE	COUNT	PCT	PCT Excl. Reserve Codes
NOT APPLICABLE	I	2658	65.9%	n/a
SKIPPED ON WEB	S	2	0.0%	n/a
TOTALS:		4032	100.0%	100.0%

Variable: DISCAFFWNV Type: Numeric

Label:

What do you think the chances are these days that a woman won't get a job or promotion while an equally or less qualified man gets one instead. Is this very likely, somewhat likely, somewhat unlikely, or very unlikely these days?

Notes:

DISCAFFWV and DISCAFFWNV replace DIDISCAFFW in the 2021 GSS Cross-section.

LABEL	VALUE	COUNT	PCT	PCT Excl. Reserve Codes
VERY LIKELY	1	277	6.9%	20.7%
SOMEWHAT LIKELY	2	631	15.6%	47.2%
NOT VERY LIKELY	3	332	8.2%	24.8%
VERY UNLIKELY	4	97	2.4%	7.3%
SUBTOTALS:		1337	33.2%	100.0%
RESERVED CODES:				
DON'T KNOW	D	1	0.0%	n/a
NO ANSWER	N	1	0.0%	n/a
NOT APPLICABLE	I	2689	66.7%	n/a
SKIPPED ON WEB	S	4	0.1%	n/a
TOTALS:		4032	100.0%	100.0%

Codebook and Unweighted Frequencies for the 2021 General Social Survey (GSS)

Replicating Core

Variable: FEHIRE Type: Numeric

Label: Now I'm going to read several statements. As I read each one, please tell me whether you strongly agree, agree, neither agree nor disagree, Because of past discrimination, employers should make special efforts to hire and promote qualified women.

Notes: Hand card CP contained responses 1-5.
Asked on Form=2 only after 1996.

LABEL	VALUE	COUNT	PCT	PCT Excl. Reserve Codes
STRONGLY AGREE	1	622	15.4%	23.0%
AGREE	2	898	22.3%	33.2%
NEITHER AGREE NOR DISAGREE	3	673	16.7%	24.9%
DISAGREE	4	381	9.4%	14.1%
STRONGLY DISAGREE	5	134	3.3%	4.9%
SUBTOTALS:		2708	67.2%	100.0%
RESERVED CODES:				
DON'T KNOW	D	1	0.0%	n/a
NOT APPLICABLE	I	1315	32.6%	n/a
SKIPPED ON WEB	S	8	0.2%	n/a
TOTALS:		4032	100.0%	100.0%

Variable: RELPERSN Type: Numeric

Label: To what extent do you consider yourself a religious person?
Are you . . .

Notes: In 2004 RELPERSN was followed by RELEXP.

LABEL	VALUE	COUNT	PCT	PCT Excl. Reserve Codes
VERY RELIGIOUS	1	518	12.8%	13.1%
MODERATELY RELIGIOUS	2	1284	31.8%	32.5%
SLIGHTLY RELIGIOUS	3	939	23.3%	23.7%
NOT RELIGIOUS AT ALL	4	1213	30.1%	30.7%
SUBTOTALS:		3954	98.1%	100.0%
RESERVED CODES:				
DON'T KNOW	D	3	0.1%	n/a
NO ANSWER	N	47	1.2%	n/a
SKIPPED ON WEB	S	28	0.7%	n/a
TOTALS:		4032	100.0%	100.0%

Codebook and Unweighted Frequencies for the 2021 General Social Survey (GSS)

Replicating Core

Variable: SPRTPRSN Type: Numeric

Label:

To what extent do you consider yourself a spiritual person?
Are you . . .

Notes:

LABEL	VALUE	COUNT	PCT	PCT Excl. Reserve Codes
VERY SPIRITUAL	1	961	23.8%	24.4%
MODERATELY SPIRITUAL	2	1362	33.8%	34.6%
SLIGHTLY SPIRITUAL	3	1006	25.0%	25.6%
NOT SPIRITUAL AT ALL	4	605	15.0%	15.4%
SUBTOTALS:		3934	97.6%	100.0%
RESERVED CODES:				
DON'T KNOW	D	4	0.1%	n/a
NO ANSWER	N	48	1.2%	n/a
SKIPPED ON WEB	S	46	1.1%	n/a
TOTALS:		4032	100.0%	100.0%

Variable: OTHLANG Type: Numeric

Label: Can you speak a language other than English [Spanish]?

Notes: For those interviewed in Spanish,
they were asked if they spoke a language other than Spanish.

LABEL	VALUE	COUNT	PCT	PCT Excl. Reserve Codes
SUBTOTALS:		0	0.0%	n/a
RESERVED CODES:				
NOT AVAILABLE IN THIS RELEASE	X	4032	100.0%	n/a
TOTALS:		4032	100.0%	n/a

Codebook and Unweighted Frequencies for the 2021 General Social Survey (GSS)

Replicating Core

Variable: OTHLANG1 Type: Numeric

Label: What other language(s) do you speak? First response.

Notes: English was an allowable code for those interviewed in Spanish, see OTHLANG.

LABEL	VALUE	COUNT	PCT	PCT Excl. Reserve Codes
SUBTOTALS:		0	0.0%	n/a
RESERVED CODES:				
NOT AVAILABLE IN THIS RELEASE	X	4032	100.0%	n/a
TOTALS:		4032	100.0%	n/a

Variable: OTHLANG2 Type: Numeric

Label: What other language(s) do you speak? Second response.

Notes: English was an allowable code for those interviewed in Spanish, see OTHLANG.

LABEL	VALUE	COUNT	PCT	PCT Excl. Reserve Codes
SUBTOTALS:		0	0.0%	n/a
RESERVED CODES:				
NOT AVAILABLE IN THIS RELEASE	X	4032	100.0%	n/a
TOTALS:		4032	100.0%	n/a

Variable: SPKLANG Type: Numeric

Label: How well do you speak that language?
 [IF SPEAKS 2 OR MORE,
 ASK ONLY OF THE MOST FLUENT LANGUAGE]
 READ CATEGORIES

Notes:

LABEL	VALUE	COUNT	PCT	PCT Excl. Reserve Codes
SUBTOTALS:		0	0.0%	n/a
RESERVED CODES:				
NOT AVAILABLE IN THIS RELEASE	X	4032	100.0%	n/a
TOTALS:		4032	100.0%	n/a

Codebook and Unweighted Frequencies for the 2021 General Social Survey (GSS)

Replicating Core

Variable: BETRLANG Type: Numeric

Label: Which language do you speak more fluently?

Notes:

LABEL	VALUE	COUNT	PCT	PCT Excl. Reserve Codes
SUBTOTALS:		0	0.0%	n/a
RESERVED CODES:				
NOT AVAILABLE IN THIS RELEASE	X	4032	100.0%	n/a
TOTALS:		4032	100.0%	n/a

Variable: SPANSELF Type: Numeric

Label: If this interview had only been available in English, would you...

Notes:

LABEL	VALUE	COUNT	PCT	PCT Excl. Reserve Codes
HAVE BEEN ABLE TO DO THE INTERVIEW EASILY IN ENGLISH	1	5	0.1%	18.5%
HAVE BEEN ABLE TO DO THE INTERVIEW WITH DIFFICULTY	2	15	0.4%	55.6%
NOT HAVE BEEN ABLE TO DO THE INTERVIEW	3	7	0.2%	25.9%
SUBTOTALS:		27	0.7%	100.0%
RESERVED CODES:				
NOT APPLICABLE	I	4005	99.3%	n/a
TOTALS:		4032	100.0%	100.0%

Variable: COMPUSE Type: Numeric

Label: Do you personally ever use a computer at home, at work, or at some other location?

Notes:

LABEL	VALUE	COUNT	PCT	PCT Excl. Reserve Codes
YES	1	2406	59.7%	90.8%
NO	2	245	6.1%	9.2%
SUBTOTALS:		2651	65.7%	100.0%
RESERVED CODES:				
NO ANSWER	N	57	1.4%	n/a
NOT APPLICABLE	I	1315	32.6%	n/a
SKIPPED ON WEB	S	9	0.2%	n/a
TOTALS:		4032	100.0%	100.0%

Codebook and Unweighted Frequencies for the 2021 General Social Survey (GSS)

Replicating Core

Variable: WEBMOB Type: Numeric

Label:

Do you have access to the Internet in your home through an Internet-enabled mobile device like a smart phone or tablet?

Notes:

LABEL	VALUE	COUNT	PCT	PCT Excl. Reserve Codes
YES	1	179	4.4%	73.1%
NO	2	66	1.6%	26.9%
SUBTOTALS:		245	6.1%	100.0%
RESERVED CODES:				
NOT APPLICABLE	I	3778	93.7%	n/a
SKIPPED ON WEB	S	9	0.2%	n/a
TOTALS:		4032	100.0%	100.0%

Variable: EMAILMIN Type: Numeric

Label:

About how many minutes or hours per week do you spend sending and answering electronic mail or e-mail?

Notes:

LABEL	VALUE	COUNT	PCT	PCT Excl. Reserve Codes
ZERO MINUTES	0	491	12.2%	44.6%
1-14 MINUTES	1	123	3.1%	11.2%
15-29 MINUTES	15	100	2.5%	9.1%
30-44 MINUTES	30	345	8.6%	31.4%
45-59 MINUTES	45	41	1.0%	3.7%
SUBTOTALS:		1100	27.3%	100.0%
RESERVED CODES:				
DON'T KNOW	D	10	0.2%	n/a
NO ANSWER	N	58	1.4%	n/a
NOT APPLICABLE	I	1384	34.3%	n/a
SKIPPED ON WEB	S	1480	36.7%	n/a
TOTALS:		4032	100.0%	100.0%

Codebook and Unweighted Frequencies for the 2021 General Social Survey (GSS)

Replicating Core

Variable: EMAILHR Type: Numeric

Label:

About how many minutes or hours per week do you spend sending and answering electronic mail or e-mail?

Notes:

Responses for EMAILMIN and EMAILHR were collapsed for display purposes.

LABEL	VALUE	COUNT	PCT	PCT Excl. Reserve Codes
ZERO HOURS	0	248	6.2%	10.7%
1 HOUR	1	471	11.7%	20.3%
2 HOURS	2	355	8.8%	15.3%
3 HOURS	3	163	4.0%	7.0%
4 HOURS	4	158	3.9%	6.8%
5-9 HOURS	5	376	9.3%	16.2%
10-14 HOURS	10	217	5.4%	9.3%
15-19 HOURS	15	76	1.9%	3.3%
20-29 HOURS	20	133	3.3%	5.7%
30-39 HOURS	30	51	1.3%	2.2%
40-49 HOURS	40	52	1.3%	2.2%
50+ HOURS	50	22	0.5%	0.9%
SUBTOTALS:		2322	57.6%	100.0%
RESERVED CODES:				
DON'T KNOW	D	1	0.0%	n/a
NO ANSWER	N	59	1.5%	n/a
NOT APPLICABLE	I	1384	34.3%	n/a
SKIPPED ON WEB	S	266	6.6%	n/a
TOTALS:		4032	100.0%	100.0%

Codebook and Unweighted Frequencies for the 2021 General Social Survey (GSS)

Replicating Core

Variable: USEWWW Type: Numeric

Label: Other than for e-mail,
do you ever use the Internet or World Wide Web?
[INTERVIEWER: TREAT THESE AS THE SAME]

Notes:

LABEL	VALUE	COUNT	PCT	PCT Excl. Reserve Codes
YES	1	84	2.1%	82.4%
NO	2	18	0.4%	17.6%
SUBTOTALS:		102	2.5%	100.0%
RESERVED CODES:				
NO ANSWER	N	57	1.4%	n/a
NOT APPLICABLE	I	3865	95.9%	n/a
SKIPPED ON WEB	S	8	0.2%	n/a
TOTALS:		4032	100.0%	100.0%

Variable: WWWHR Type: Numeric

Label: Not counting e-mail,
about how many minutes or hours per week do you use the
Web?
(Include time you spend visiting regular web sites and time
spent using interactive Internet services like social media,
streaming services, chat rooms,
online conferencing services, discussion boards or forums,
and the like.)

Notes:

LABEL	VALUE	COUNT	PCT	PCT Excl. Reserve Codes
ZERO HOURS	0	76	1.9%	3.1%
1 HOUR	1	168	4.2%	6.8%
2 HOURS	2	218	5.4%	8.8%
3 HOURS	3	172	4.3%	7.0%
4 HOURS	4	143	3.5%	5.8%
5-9 HOURS	5	460	11.4%	18.7%
10-14 HOURS	10	371	9.2%	15.0%
15-19 HOURS	15	116	2.9%	4.7%
20-29 HOURS	20	342	8.5%	13.9%
30-39 HOURS	30	146	3.6%	5.9%
40-49 HOURS	40	114	2.8%	4.6%
50+ HOURS	50	140	3.5%	5.7%

Codebook and Unweighted Frequencies for the 2021 General Social Survey (GSS)

Replicating Core

Variable: WWWHR Type: Numeric

**Label: Not counting e-mail,
about how many minutes or hours per week do you use the
Web?**

**(Include time you spend visiting regular web sites and time
spent using interactive Internet services like social media,
streaming services, chat rooms,
online conferencing services, discussion boards or forums,
and the like.)**

Notes:

LABEL	VALUE	COUNT	PCT	PCT Excl. Reserve Codes
SUBTOTALS:		2466	61.2%	100.0%
RESERVED CODES:				
DON'T KNOW	D	2	0.0%	n/a
NO ANSWER	N	58	1.4%	n/a
NOT APPLICABLE	I	1403	34.8%	n/a
SKIPPED ON WEB	S	103	2.6%	n/a
TOTALS:		4032	100.0%	100.0%

Variable: WWWMIN Type: Numeric

Label: Minutes per week?

Notes:

**Responses for WWWMIN and WWWHR were collapsed
for display purposes.**

LABEL	VALUE	COUNT	PCT	PCT Excl. Reserve Codes
ZERO MINUTES	0	2278	56.5%	89.2%
1-14 MINUTES	1	46	1.1%	1.8%
15-29 MINUTES	15	51	1.3%	2.0%
30-44 MINUTES	30	153	3.8%	6.0%
45-59 MINUTES	45	26	0.6%	1.0%
SUBTOTALS:		2554	63.3%	100.0%
RESERVED CODES:				
DON'T KNOW	D	9	0.2%	n/a
NO ANSWER	N	58	1.4%	n/a
NOT APPLICABLE	I	1403	34.8%	n/a
SKIPPED ON WEB	S	8	0.2%	n/a
TOTALS:		4032	100.0%	100.0%

Codebook and Unweighted Frequencies for the 2021 General Social Survey (GSS)

Replicating Core

Variable: NUMEMPS Type: Numeric

Label: Are/were you self-employed or do/did you work for someone else?
 [If 'Self-employed'] Do/did you have any employees?
 [If 'Yes'] How many employees do/did you have?

Notes: If respondents answered 'Self-employed' to the first part but 'No' to the second part, they did not receive the third part of the question.

LABEL	VALUE	COUNT	PCT	PCT Excl. Reserve Codes
SUBTOTALS:		0	0.0%	n/a
RESERVED CODES:				
NOT AVAILABLE IN THIS RELEASE	X	4032	100.0%	n/a
TOTALS:		4032	100.0%	n/a

Variable: WRKSLFFAM Type: Numeric

Label:
 (Do/did) you work in your own family business or farm?

Notes:

LABEL	VALUE	COUNT	PCT	PCT Excl. Reserve Codes
0	0	3497	86.7%	88.8%
YES	1	193	4.8%	4.9%
NO	2	247	6.1%	6.3%
SUBTOTALS:		3937	97.6%	100.0%
RESERVED CODES:				
DON'T KNOW	D	2	0.0%	n/a
NO ANSWER	N	1	0.0%	n/a
NOT APPLICABLE	I	82	2.0%	n/a
SKIPPED ON WEB	S	10	0.2%	n/a
TOTALS:		4032	100.0%	100.0%

Codebook and Unweighted Frequencies for the 2021 General Social Survey (GSS)

Replicating Core

Variable: WRKGOVT1 Type: Numeric

Label: (Are/Were) you employed by the government?
(Please consider federal, state, or local government.)

Notes:

LABEL	VALUE	COUNT	PCT	PCT Excl. Reserve Codes
YES	1	870	21.6%	22.2%
NO	2	3052	75.7%	77.8%
SUBTOTALS:		3922	97.3%	100.0%
RESERVED CODES:				
DON'T KNOW	D	2	0.0%	n/a
NO ANSWER	N	1	0.0%	n/a
NOT APPLICABLE	I	82	2.0%	n/a
SKIPPED ON WEB	S	25	0.6%	n/a
TOTALS:		4032	100.0%	100.0%

Variable: WRKGOVT2 Type: Numeric

Label:
(Are/Were) you employed by a private employer
(including non-profit organizations)?

Notes:

LABEL	VALUE	COUNT	PCT	PCT Excl. Reserve Codes
YES	1	2324	57.6%	59.2%
NO	2	1601	39.7%	40.8%
SUBTOTALS:		3925	97.3%	100.0%
RESERVED CODES:				
DON'T KNOW	D	2	0.0%	n/a
NO ANSWER	N	1	0.0%	n/a
NOT APPLICABLE	I	82	2.0%	n/a
SKIPPED ON WEB	S	22	0.5%	n/a
TOTALS:		4032	100.0%	100.0%

Codebook and Unweighted Frequencies for the 2021 General Social Survey (GSS)

Replicating Core

Variable: PAWRKSLFFAM Type: Numeric

Label: At this job,
was he working for his own family business or family farm?

Notes:

LABEL	VALUE	COUNT	PCT	PCT Excl. Reserve Codes
SUBTOTALS:		0	0.0%	n/a
RESERVED CODES:				
NOT AVAILABLE IN THIS RELEASE	X	4032	100.0%	n/a
TOTALS:		4032	100.0%	n/a

Variable: MAWRKSLFFAM Type: Numeric

Label: At this job,
was she working for her own family business or family farm?

Notes:

LABEL	VALUE	COUNT	PCT	PCT Excl. Reserve Codes
SUBTOTALS:		0	0.0%	n/a
RESERVED CODES:				
NOT AVAILABLE IN THIS RELEASE	X	4032	100.0%	n/a
TOTALS:		4032	100.0%	n/a

Variable: MAWRKSLF2 Type: Numeric

Label: At this job, was
(your mother/your stepmother/the female relative you were living with
when you were 16) an employee, self-employed without employees,
or self-employed with employees?

Notes:

LABEL	VALUE	COUNT	PCT	PCT Excl. Reserve Codes
SUBTOTALS:		0	0.0%	n/a
RESERVED CODES:				
NOT AVAILABLE IN THIS RELEASE	X	4032	100.0%	n/a
TOTALS:		4032	100.0%	n/a

Codebook and Unweighted Frequencies for the 2021 General Social Survey (GSS)

Replicating Core

Variable: MEOVRWRK Type: Numeric

Label:
Family life often suffers because men concentrate too much on their work.

Notes:

LABEL	VALUE	COUNT	PCT	PCT Excl. Reserve Codes
STRONGLY AGREE	1	202	5.0%	7.4%
AGREE	2	886	22.0%	32.6%
NEITHER AGREE NOR DISAGREE	3	1001	24.8%	36.9%
DISAGREE	4	487	12.1%	17.9%
STRONGLY DISAGREE	5	138	3.4%	5.1%
SUBTOTALS:		2714	67.3%	100.0%
RESERVED CODES:				
CAN'T CHOOSE	D	1	0.0%	n/a
NOT APPLICABLE	I	1315	32.6%	n/a
SKIPPED ON WEB	S	2	0.0%	n/a
TOTALS:		4032	100.0%	100.0%

Variable: LOCALNUM Type: Numeric

Label: About how many people work at the location where you work?
(Count part-time as well as full-time employees in all areas,
departments and buildings.)

Notes: Card A3 contained responses for punches 1-7.

LABEL	VALUE	COUNT	PCT	PCT Excl. Reserve Codes
SUBTOTALS:		0	0.0%	n/a
RESERVED CODES:				
NOT AVAILABLE IN THIS RELEASE	X	4032	100.0%	n/a
TOTALS:		4032	100.0%	n/a

Codebook and Unweighted Frequencies for the 2021 General Social Survey (GSS)

Replicating Core

Variable: LETIN1A Type: Numeric

Label:

Do you think the number of immigrants to America nowadays should be

Notes:

LABEL	VALUE	COUNT	PCT	PCT Excl. Reserve Codes
INCREASED A LOT	1	227	5.6%	8.5%
INCREASED A LITTLE	2	476	11.8%	17.8%
REMAIN THE SAME AS IT IS	3	1128	28.0%	42.2%
REDUCED A LITTLE	4	426	10.6%	16.0%
REDUCED A LOT	5	413	10.2%	15.5%
SUBTOTALS:		2670	66.2%	100.0%
RESERVED CODES:				
DON'T KNOW	D	8	0.2%	n/a
NO ANSWER	N	3	0.1%	n/a
NOT APPLICABLE	I	1320	32.7%	n/a
SKIPPED ON WEB	S	31	0.8%	n/a
TOTALS:		4032	100.0%	100.0%

Variable: DISRSPCT Type: Numeric

Label:

(In your day-to-day life how often have any of the following things happened to you?)

You are treated with less courtesy or respect than other people.

Notes:

LABEL	VALUE	COUNT	PCT	PCT Excl. Reserve Codes
ALMOST EVERY DAY	1	136	3.4%	5.2%
AT LEAST ONCE A WEEK	2	231	5.7%	8.9%
A FEW TIMES A MONTH	3	327	8.1%	12.6%
A FEW TIMES A YEAR	4	801	19.9%	30.8%
LESS THAN ONCE A YEAR	5	552	13.7%	21.2%
NEVER	6	554	13.7%	21.3%
SUBTOTALS:		2601	64.5%	100.0%
RESERVED CODES:				
DON'T KNOW	D	1	0.0%	n/a
NO ANSWER	N	1	0.0%	n/a
NOT APPLICABLE	I	1408	34.9%	n/a

Codebook and Unweighted Frequencies for the 2021 General Social Survey (GSS)

Replicating Core

Variable: DISRSPCT Type: Numeric

Label:

(In your day-to-day life how often have any of the following things happened to you?)

You are treated with less courtesy or respect than other people.

Notes:

LABEL	VALUE	COUNT	PCT	PCT Excl. Reserve Codes
SKIPPED ON WEB	S	21	0.5%	n/a
TOTALS:		4032	100.0%	100.0%

Variable: POORSERV Type: Numeric

Label:

(In your day-to-day life how often have any of the following things happened to you?)

You receive poorer service than other people at restaurants or stores.

Notes:

LABEL	VALUE	COUNT	PCT	PCT Excl. Reserve Codes
ALMOST EVERY DAY	1	24	0.6%	0.9%
AT LEAST ONCE A WEEK	2	82	2.0%	3.2%
A FEW TIMES A MONTH	3	155	3.8%	6.0%
A FEW TIMES A YEAR	4	672	16.7%	25.9%
LESS THAN ONCE A YEAR	5	774	19.2%	29.9%
NEVER	6	885	21.9%	34.1%
SUBTOTALS:		2592	64.3%	100.0%
RESERVED CODES:				
DON'T KNOW	D	3	0.1%	n/a
NOT APPLICABLE	I	1410	35.0%	n/a
SKIPPED ON WEB	S	27	0.7%	n/a
TOTALS:		4032	100.0%	100.0%

Codebook and Unweighted Frequencies for the 2021 General Social Survey (GSS)

Replicating Core

Variable: NOTSMART Type: Numeric

Label:

(In your day-to-day life how often have any of the following things happened to you?) People act as if they think you are not smart.

Notes:

LABEL	VALUE	COUNT	PCT	PCT Excl. Reserve Codes
ALMOST EVERY DAY	1	101	2.5%	3.9%
AT LEAST ONCE A WEEK	2	129	3.2%	5.0%
A FEW TIMES A MONTH	3	202	5.0%	7.8%
A FEW TIMES A YEAR	4	684	17.0%	26.3%
LESS THAN ONCE A YEAR	5	619	15.4%	23.8%
NEVER	6	867	21.5%	33.3%
SUBTOTALS:		2602	64.5%	100.0%
RESERVED CODES:				
DON'T KNOW	D	3	0.1%	n/a
NOT APPLICABLE	I	1410	35.0%	n/a
SKIPPED ON WEB	S	17	0.4%	n/a
TOTALS:		4032	100.0%	100.0%

Variable: AFRAIDOF Type: Numeric

Label:

(In your day-to-day life how often have any of the following things happened to you?) People act as if they are afraid of you.

Notes:

LABEL	VALUE	COUNT	PCT	PCT Excl. Reserve Codes
ALMOST EVERY DAY	1	39	1.0%	1.5%
AT LEAST ONCE A WEEK	2	56	1.4%	2.2%
A FEW TIMES A MONTH	3	120	3.0%	4.6%
A FEW TIMES A YEAR	4	352	8.7%	13.5%
LESS THAN ONCE A YEAR	5	426	10.6%	16.4%
NEVER	6	1611	40.0%	61.9%
SUBTOTALS:		2604	64.6%	100.0%
RESERVED CODES:				
DON'T KNOW	D	1	0.0%	n/a
NOT APPLICABLE	I	1410	35.0%	n/a

Codebook and Unweighted Frequencies for the 2021 General Social Survey (GSS)

Replicating Core

Variable: AFRAIDOF Type: Numeric

Label:

(In your day-to-day life how often have any of the following things happened to you?) People act as if they are afraid of you.

Notes:

LABEL	VALUE	COUNT	PCT	PCT Excl. Reserve Codes
SKIPPED ON WEB	S	17	0.4%	n/a
TOTALS:		4032	100.0%	100.0%

Variable: THREATEN Type: Numeric

Label:

(In your day-to-day life how often have any of the following things happened to you?) You are threatened or harassed.

Notes:

LABEL	VALUE	COUNT	PCT	PCT Excl. Reserve Codes
ALMOST EVERY DAY	1	20	0.5%	0.8%
AT LEAST ONCE A WEEK	2	44	1.1%	1.7%
A FEW TIMES A MONTH	3	84	2.1%	3.2%
A FEW TIMES A YEAR	4	322	8.0%	12.4%
LESS THAN ONCE A YEAR	5	738	18.3%	28.3%
NEVER	6	1396	34.6%	53.6%
SUBTOTALS:		2604	64.6%	100.0%
RESERVED CODES:				
NOT APPLICABLE	I	1411	35.0%	n/a
SKIPPED ON WEB	S	17	0.4%	n/a
TOTALS:		4032	100.0%	100.0%

Codebook and Unweighted Frequencies for the 2021 General Social Survey (GSS)

Replicating Core

Variable: ETHNIC Type: Numeric

Label:
 (From what countries or part of the world did your ancestors come?)
IF MORE THAN ONE COUNTRY NAMED:
 Which one of these countries do you feel closer to?

Notes:

LABEL	VALUE	COUNT	PCT	PCT Excl. Reserve Codes
SUBTOTALS:		0	0.0%	n/a
RESERVED CODES:				
NOT AVAILABLE IN THIS RELEASE	X	4032	100.0%	n/a
TOTALS:		4032	100.0%	n/a

Variable: ETH1 Type: Numeric

Label:
 (From what countries or part of the world did your ancestors come?)
FIRST ETHNICITY MENTIONED

Notes:

LABEL	VALUE	COUNT	PCT	PCT Excl. Reserve Codes
SUBTOTALS:		0	0.0%	n/a
RESERVED CODES:				
NOT AVAILABLE IN THIS RELEASE	X	4032	100.0%	n/a
TOTALS:		4032	100.0%	n/a

Variable: ETH2 Type: Numeric

Label:
 (From what countries or part of the world did your ancestors come?)
SECOND ETHNICITY MENTIONED

Notes:

LABEL	VALUE	COUNT	PCT	PCT Excl. Reserve Codes
SUBTOTALS:		0	0.0%	n/a
RESERVED CODES:				
NOT AVAILABLE IN THIS RELEASE	X	4032	100.0%	n/a
TOTALS:		4032	100.0%	n/a

Codebook and Unweighted Frequencies for the 2021 General Social Survey (GSS)

Replicating Core

Variable: ETH3 Type: Numeric

Label:
 (From what countries or part of the world did your ancestors come?)
THIRD ETHNICITY MENTIONED

Notes:

LABEL	VALUE	COUNT	PCT	PCT Excl. Reserve Codes
SUBTOTALS:		0	0.0%	n/a
RESERVED CODES:				
NOT AVAILABLE IN THIS RELEASE	X	4032	100.0%	n/a
TOTALS:		4032	100.0%	n/a

Variable: HISPANIC Type: Numeric

Label: Are you Spanish, Hispanic, or Latino/Latina? IF YES:
 Which group are you from?

Notes: The two questions above were asked sequentially of the respondent.
 Hand Card A5 was given to Latino respondents and had response options 2-4 plus
 'Other Hispanic, specify.'

LABEL	VALUE	COUNT	PCT	PCT Excl. Reserve Codes
NOT HISPANIC	1	3544	87.9%	88.6%
MEXICAN, MEXICAN AMERICAN, CHICANO/A	2	245	6.1%	6.1%
PUERTO RICAN	3	51	1.3%	1.3%
CUBAN	4	21	0.5%	0.5%
SALVADORIAN	5	9	0.2%	0.2%
GUATEMALAN	6	2	0.0%	0.1%
PANAMANIAN	7	4	0.1%	0.1%
NICARAGUAN	8	2	0.0%	0.1%
COSTA RICAN	9	4	0.1%	0.1%
CENTRAL AMERICAN	10	5	0.1%	0.1%
HONDURAN	11	3	0.1%	0.1%
DOMINICAN	15	17	0.4%	0.4%
PERUVIAN	20	4	0.1%	0.1%
ECUADORIAN	21	8	0.2%	0.2%
COLOMBIAN	22	10	0.2%	0.3%
VENEZUELAN	23	5	0.1%	0.1%
ARGENTINIAN	24	1	0.0%	0.0%
CHILEAN	25	1	0.0%	0.0%
SPANISH	30	46	1.1%	1.2%

Codebook and Unweighted Frequencies for the 2021 General Social Survey (GSS)

Replicating Core

Variable: HISPANIC Type: Numeric

Label: Are you Spanish, Hispanic, or Latino/Latina? IF YES:
Which group are you from?Notes: The two questions above were asked sequentially of the respondent.
Hand Card A5 was given to Latino respondents and had response options 2-4 plus
'Other Hispanic, specify.'

LABEL	VALUE	COUNT	PCT	PCT Excl. Reserve Codes
FILIPINO/A	35	1	0.0%	0.0%
SOUTH AMERICAN	41	3	0.1%	0.1%
LATINO/A	46	2	0.0%	0.1%
HISPANIC	47	7	0.2%	0.2%
OTHER, NOT SPECIFIED	50	3	0.1%	0.1%
SUBTOTALS:		3998	99.2%	100.0%
RESERVED CODES:				
DON'T KNOW	D	1	0.0%	n/a
NO ANSWER	N	2	0.0%	n/a
NOT APPLICABLE	I	21	0.5%	n/a
SKIPPED ON WEB	S	10	0.2%	n/a
TOTALS:		4032	100.0%	100.0%

Variable: RACEACS1 Type: Numeric

Label: What is your race? White

Notes:

LABEL	VALUE	COUNT	PCT	PCT Excl. Reserve Codes
NO	0	810	20.1%	20.2%
YES	1	3207	79.5%	79.8%
SUBTOTALS:		4017	99.6%	100.0%
RESERVED CODES:				
DON'T KNOW	D	6	0.1%	n/a
NO ANSWER	N	9	0.2%	n/a
TOTALS:		4032	100.0%	100.0%

Codebook and Unweighted Frequencies for the 2021 General Social Survey (GSS)

Replicating Core

Variable: RACEACS2 Type: Numeric				
Label: Black or African American				
Notes:				
LABEL	VALUE	COUNT	PCT	PCT Excl. Reserve Codes
NO	0	3522	87.4%	87.7%
YES	1	495	12.3%	12.3%
SUBTOTALS:		4017	99.6%	100.0%
RESERVED CODES:				
DON'T KNOW	D	6	0.1%	n/a
NO ANSWER	N	9	0.2%	n/a
TOTALS:		4032	100.0%	100.0%

Variable: RACEACS3 Type: Numeric				
Label: American Indian or Alaska Native				
Notes:				
LABEL	VALUE	COUNT	PCT	PCT Excl. Reserve Codes
NO	0	3885	96.4%	96.7%
YES	1	132	3.3%	3.3%
SUBTOTALS:		4017	99.6%	100.0%
RESERVED CODES:				
DON'T KNOW	D	6	0.1%	n/a
NO ANSWER	N	9	0.2%	n/a
TOTALS:		4032	100.0%	100.0%

Variable: RACEACS4 Type: Numeric				
Label: Asian Indian				
Notes:				
LABEL	VALUE	COUNT	PCT	PCT Excl. Reserve Codes
NO	0	3968	98.4%	98.8%
YES	1	49	1.2%	1.2%
SUBTOTALS:		4017	99.6%	100.0%
RESERVED CODES:				
DON'T KNOW	D	6	0.1%	n/a

Codebook and Unweighted Frequencies for the 2021 General Social Survey (GSS)

Replicating Core

Variable: RACEACS4 Type: Numeric				
Label: Asian Indian				
Notes:				
LABEL	VALUE	COUNT	PCT	PCT Excl. Reserve Codes
NO ANSWER	N	9	0.2%	n/a
TOTALS:		4032	100.0%	100.0%

Variable: RACEACS5 Type: Numeric				
Label: Chinese				
Notes:				
LABEL	VALUE	COUNT	PCT	PCT Excl. Reserve Codes
NO	0	3964	98.3%	98.7%
YES	1	53	1.3%	1.3%
SUBTOTALS:		4017	99.6%	100.0%
RESERVED CODES:				
DON'T KNOW	D	6	0.1%	n/a
NO ANSWER	N	9	0.2%	n/a
TOTALS:		4032	100.0%	100.0%

Variable: RACEACS6 Type: Numeric				
Label: Filipino				
Notes:				
LABEL	VALUE	COUNT	PCT	PCT Excl. Reserve Codes
NO	0	3997	99.1%	99.5%
YES	1	20	0.5%	0.5%
SUBTOTALS:		4017	99.6%	100.0%
RESERVED CODES:				
DON'T KNOW	D	6	0.1%	n/a
NO ANSWER	N	9	0.2%	n/a
TOTALS:		4032	100.0%	100.0%

Codebook and Unweighted Frequencies for the 2021 General Social Survey (GSS)

Replicating Core

Variable: RACEACS7 Type: Numeric				
Label: Japanese				
Notes:				
LABEL	VALUE	COUNT	PCT	PCT Excl. Reserve Codes
NO	0	3994	99.1%	99.4%
YES	1	23	0.6%	0.6%
SUBTOTALS:		4017	99.6%	100.0%
RESERVED CODES:				
DON'T KNOW	D	6	0.1%	n/a
NO ANSWER	N	9	0.2%	n/a
TOTALS:		4032	100.0%	100.0%

Variable: RACEACS8 Type: Numeric				
Label: Korean				
Notes:				
LABEL	VALUE	COUNT	PCT	PCT Excl. Reserve Codes
NO	0	3990	99.0%	99.3%
YES	1	27	0.7%	0.7%
SUBTOTALS:		4017	99.6%	100.0%
RESERVED CODES:				
DON'T KNOW	D	6	0.1%	n/a
NO ANSWER	N	9	0.2%	n/a
TOTALS:		4032	100.0%	100.0%

Variable: RACEACS9 Type: Numeric				
Label: Vietnamese				
Notes:				
LABEL	VALUE	COUNT	PCT	PCT Excl. Reserve Codes
NO	0	4010	99.5%	99.8%
YES	1	7	0.2%	0.2%
SUBTOTALS:		4017	99.6%	100.0%
RESERVED CODES:				
DON'T KNOW	D	6	0.1%	n/a

Codebook and Unweighted Frequencies for the 2021 General Social Survey (GSS)

Replicating Core

Variable: RACEACS9 Type: Numeric				
Label: Vietnamese				
Notes:				
LABEL	VALUE	COUNT	PCT	PCT Excl. Reserve Codes
NO ANSWER	N	9	0.2%	n/a
TOTALS:		4032	100.0%	100.0%

Variable: RACEACS10 Type: Numeric				
Label: Other Asian				
Notes:				
LABEL	VALUE	COUNT	PCT	PCT Excl. Reserve Codes
NO	0	3991	99.0%	99.4%
YES	1	26	0.6%	0.6%
SUBTOTALS:		4017	99.6%	100.0%
RESERVED CODES:				
DON'T KNOW	D	6	0.1%	n/a
NO ANSWER	N	9	0.2%	n/a
TOTALS:		4032	100.0%	100.0%

Variable: RACEACS11 Type: Numeric				
Label: Native Hawaiian				
Notes:				
LABEL	VALUE	COUNT	PCT	PCT Excl. Reserve Codes
NO	0	4010	99.5%	99.8%
YES	1	7	0.2%	0.2%
SUBTOTALS:		4017	99.6%	100.0%
RESERVED CODES:				
DON'T KNOW	D	6	0.1%	n/a
NO ANSWER	N	9	0.2%	n/a
TOTALS:		4032	100.0%	100.0%

Codebook and Unweighted Frequencies for the 2021 General Social Survey (GSS)

Replicating Core

Variable: RACEACS12 Type: Numeric				
Label: Guamanian or Chamorro				
Notes:				
LABEL	VALUE	COUNT	PCT	PCT Excl. Reserve Codes
NO	0	4013	99.5%	99.9%
YES	1	4	0.1%	0.1%
SUBTOTALS:		4017	99.6%	100.0%
RESERVED CODES:				
DON'T KNOW	D	6	0.1%	n/a
NO ANSWER	N	9	0.2%	n/a
TOTALS:		4032	100.0%	100.0%

Variable: RACEACS13 Type: Numeric				
Label: Samoan				
Notes:				
LABEL	VALUE	COUNT	PCT	PCT Excl. Reserve Codes
NO	0	4013	99.5%	99.9%
YES	1	4	0.1%	0.1%
SUBTOTALS:		4017	99.6%	100.0%
RESERVED CODES:				
DON'T KNOW	D	6	0.1%	n/a
NO ANSWER	N	9	0.2%	n/a
TOTALS:		4032	100.0%	100.0%

Variable: RACEACS14 Type: Numeric				
Label: Other Pacific Islander				
Notes:				
LABEL	VALUE	COUNT	PCT	PCT Excl. Reserve Codes
NO	0	4014	99.6%	99.9%
YES	1	3	0.1%	0.1%
SUBTOTALS:		4017	99.6%	100.0%
RESERVED CODES:				
DON'T KNOW	D	6	0.1%	n/a

Codebook and Unweighted Frequencies for the 2021 General Social Survey (GSS)

Replicating Core

Variable: RACEACS14 Type: Numeric				
Label: Other Pacific Islander				
Notes:				
LABEL	VALUE	COUNT	PCT	PCT Excl. Reserve Codes
NO ANSWER	N	9	0.2%	n/a
TOTALS:		4032	100.0%	100.0%

Variable: RACEACS15 Type: Numeric				
Label: Some other race				
Notes:				
LABEL	VALUE	COUNT	PCT	PCT Excl. Reserve Codes
NO	0	3979	98.7%	99.1%
YES	1	38	0.9%	0.9%
SUBTOTALS:		4017	99.6%	100.0%
RESERVED CODES:				
DON'T KNOW	D	6	0.1%	n/a
NO ANSWER	N	9	0.2%	n/a
TOTALS:		4032	100.0%	100.0%

Variable: RACEACS16 Type: Numeric				
Label: Hispanic				
Notes:				
RACEACS16 was originally just a way to close the race questions on the questionnaire. However, in the data file, RACEACS16 is used to indicate Hispanic identification based on the follow-up questions for RACEACS15 (other race).				
LABEL	VALUE	COUNT	PCT	PCT Excl. Reserve Codes
NO	0	3856	95.6%	95.8%
YES	1	171	4.2%	4.2%
SUBTOTALS:		4027	99.9%	100.0%
RESERVED CODES:				
DON'T KNOW	D	4	0.1%	n/a
NO ANSWER	N	1	0.0%	n/a
TOTALS:		4032	100.0%	100.0%

Codebook and Unweighted Frequencies for the 2021 General Social Survey (GSS)

Replicating Core

Variable: RACECEN1 Type: Numeric

Label:

(What is your race?)

Indicate one or more races that you consider yourself to be.) First mention

Notes:

LABEL	VALUE	COUNT	PCT	PCT Excl. Reserve Codes
SUBTOTALS:		0	0.0%	n/a
RESERVED CODES:				
NOT AVAILABLE IN THIS RELEASE	X	4032	100.0%	n/a
TOTALS:		4032	100.0%	n/a

Variable: RACECEN2 Type: Numeric

Label:

(What is your race?)

Indicate one or more races that you consider yourself to be.)

Second mention

Notes:

LABEL	VALUE	COUNT	PCT	PCT Excl. Reserve Codes
SUBTOTALS:		0	0.0%	n/a
RESERVED CODES:				
NOT AVAILABLE IN THIS RELEASE	X	4032	100.0%	n/a
TOTALS:		4032	100.0%	n/a

Variable: RACECEN3 Type: Numeric

Label:

(What is your race?)

Indicate one or more races that you consider yourself to be.)

Third mention

Notes:

LABEL	VALUE	COUNT	PCT	PCT Excl. Reserve Codes
SUBTOTALS:		0	0.0%	n/a
RESERVED CODES:				
NOT AVAILABLE IN THIS RELEASE	X	4032	100.0%	n/a
TOTALS:		4032	100.0%	n/a

Codebook and Unweighted Frequencies for the 2021 General Social Survey (GSS)

Replicating Core

Variable: USCITZNV Type: Numeric

Label: Now we would like to ask you about U.S. citizenship. Are you...

Notes: RESPONDENT SAYS S/HE IS 'NATURALIZED,' CODE 'A U.S. CITIZEN.'
USCITZNV and USCITZNNV replace USCITZN in the 2021 GSS Cross-section.

LABEL	VALUE	COUNT	PCT	PCT Excl. Reserve Codes
A U.S. CITIZEN	1	161	4.0%	64.1%
NOT A U.S. CITIZEN	2	85	2.1%	33.9%
A U.S. CITIZEN BORN IN PUERTO RICO, THE U.S. VIRGIN ISLANDS, OR THE NORTHERN MARIANAS ISLANDS	3	2	0.0%	0.8%
BORN OUTSIDE OF THE U.S. TO PARENTS WHO WERE U.S. CITIZENS AT THAT TIME	4	3	0.1%	1.2%
SUBTOTALS:		251	6.2%	100.0%
RESERVED CODES:				
NO ANSWER	N	1	0.0%	n/a
NOT APPLICABLE	I	3777	93.7%	n/a
SKIPPED ON WEB	S	3	0.1%	n/a
TOTALS:		4032	100.0%	100.0%

Variable: USCITZNNV Type: Numeric

Label: Now we would like to ask you about U.S. citizenship. Are you...

Notes: RESPONDENT SAYS S/HE IS 'NATURALIZED,' CODE 'A U.S. CITIZEN.'
USCITZNV and USCITZNNV replace USCITZN in the 2021 GSS Cross-section.

LABEL	VALUE	COUNT	PCT	PCT Excl. Reserve Codes
A U.S. CITIZEN	1	139	3.4%	66.2%
NOT A U.S. CITIZEN	2	71	1.8%	33.8%
SUBTOTALS:		210	5.2%	100.0%
RESERVED CODES:				
NOT APPLICABLE	I	3817	94.7%	n/a
SKIPPED ON WEB	S	5	0.1%	n/a
TOTALS:		4032	100.0%	100.0%

Codebook and Unweighted Frequencies for the 2021 General Social Survey (GSS)

Replicating Core

Variable: FUCITZNV Type: Numeric

Label: Are you...

Notes:

FUCITZNV and FUCITZNNV replace FUCITZN in the 2021 GSS Cross-section.

LABEL	VALUE	COUNT	PCT	PCT Excl. Reserve Codes
CURRENTLY APPLYING FOR U.S. CITIZENSHIP	1	8	0.2%	9.0%
PLANNING TO APPLY FOR U.S. CITIZENSHIP	2	50	1.2%	56.2%
NOT PLANNING TO APPLY TO U.S. CITIZENSHIP	3	21	0.5%	23.6%
NOT ELIGIBLE TO BECOME A U.S. CITIZEN	4	10	0.2%	11.2%
SUBTOTALS:		89	2.2%	100.0%
RESERVED CODES:				
NOT APPLICABLE	I	3939	97.7%	n/a
SKIPPED ON WEB	S	4	0.1%	n/a
TOTALS:		4032	100.0%	100.0%

Variable: FUCITZNNV Type: Numeric

Label: Are you...

Notes:

FUCITZNV and FUCITZNNV replace FUCITZN in the 2021 GSS Cross-section.

LABEL	VALUE	COUNT	PCT	PCT Excl. Reserve Codes
CURRENTLY APPLYING FOR U.S. CITIZENSHIP	1	12	0.3%	16.9%
PLANNING TO APPLY FOR U.S. CITIZENSHIP	2	40	1.0%	56.3%
NOT PLANNING TO APPLY TO U.S. CITIZENSHIP	3	19	0.5%	26.8%
SUBTOTALS:		71	1.8%	100.0%
RESERVED CODES:				
NOT APPLICABLE	I	3956	98.1%	n/a
SKIPPED ON WEB	S	5	0.1%	n/a
TOTALS:		4032	100.0%	100.0%

Codebook and Unweighted Frequencies for the 2021 General Social Survey (GSS)

Replicating Core

Variable: YEARSUSA Type: Numeric

Label: How long have you lived in the United States? If less than a year, please specify the time in months.

If you have lived in the United States for more than one period during your life, what is the total number of years you have lived in the United States?

Notes:

LABEL	VALUE	COUNT	PCT	PCT Excl. Reserve Codes
SUBTOTALS:		0	0.0%	n/a
RESERVED CODES:				
NOT AVAILABLE IN THIS RELEASE	X	4032	100.0%	n/a
TOTALS:		4032	100.0%	n/a

Variable: MNTHSUSA Type: Numeric

Label: How long have you lived in the United States? If less than a year, please specify the time in months.

If you have lived in the United States for more than one period during your life, what is the total number of years you have lived in the United States?

Notes:

LABEL	VALUE	COUNT	PCT	PCT Excl. Reserve Codes
SUBTOTALS:		0	0.0%	n/a
RESERVED CODES:				
NOT AVAILABLE IN THIS RELEASE	X	4032	100.0%	n/a
TOTALS:		4032	100.0%	n/a

Variable: VETYEARS Type: Numeric

Label:

Have you ever been on active duty for military training or service for two consecutive months or more? IF YES:

What was your total time on active duty?

Notes:

LABEL	VALUE	COUNT	PCT	PCT Excl. Reserve Codes
NO ACTIVE DUTY	0	3491	86.6%	88.7%
YES, LESS THAN 2 YEARS	1	87	2.2%	2.2%
YES, 2-4 YEARS	2	212	5.3%	5.4%
YES, MORE THAN 4 YEARS	3	144	3.6%	3.7%
SUBTOTALS:		3934	97.6%	100.0%

Codebook and Unweighted Frequencies for the 2021 General Social Survey (GSS)

Replicating Core

Variable: VETYEARS Type: Numeric

Label:

Have you ever been on active duty for military training or service for two consecutive months or more? IF YES: What was your total time on active duty?

Notes:

LABEL	VALUE	COUNT	PCT	PCT Excl. Reserve Codes
RESERVED CODES:				
SKIPPED ON WEB	S	20	0.5%	n/a
N	N	78	1.9%	n/a
TOTALS:		4032	100.0%	100.0%

Variable: DWELOWN Type: Numeric

Label:

(Do you/Does your family) own your (home/apartment), pay rent, or what?

Notes:

LABEL	VALUE	COUNT	PCT	PCT Excl. Reserve Codes
OWN OR IS BUYING	1	1821	45.2%	68.8%
PAYS RENT	2	791	19.6%	29.9%
OTHER	3	33	0.8%	1.2%
SUBTOTALS:		2645	65.6%	100.0%
RESERVED CODES:				
DON'T KNOW	D	3	0.1%	n/a
NOT APPLICABLE	I	1367	33.9%	n/a
SKIPPED ON WEB	S	17	0.4%	n/a
TOTALS:		4032	100.0%	100.0%

Codebook and Unweighted Frequencies for the 2021 General Social Survey (GSS)

Replicating Core

Variable: DWELOWN16 Type: Numeric

Label: When you were 16 years old, did your family own your own home, pay rent, or something else?

Notes:

LABEL	VALUE	COUNT	PCT	PCT Excl. Reserve Codes
SUBTOTALS:		0	0.0%	n/a
RESERVED CODES:				
NOT AVAILABLE IN THIS RELEASE	X	4032	100.0%	n/a
TOTALS:		4032	100.0%	n/a

Variable: RELHHD1 Type: Numeric

Label: What is (PERSON)'s relationship to (HEAD OF HOUSEHOLD)?
Relationship of first person to head of household.

Notes:

LABEL	VALUE	COUNT	PCT	PCT Excl. Reserve Codes
SUBTOTALS:		0	0.0%	n/a
RESERVED CODES:				
NOT AVAILABLE IN THIS RELEASE	X	4032	100.0%	n/a
TOTALS:		4032	100.0%	n/a

Variable: RELHHD2 Type: Numeric

Label: What is (PERSON)'s relationship to (HEAD OF HOUSEHOLD)?
Relationship of second person to head of household.

Notes:

LABEL	VALUE	COUNT	PCT	PCT Excl. Reserve Codes
SUBTOTALS:		0	0.0%	n/a
RESERVED CODES:				
NOT AVAILABLE IN THIS RELEASE	X	4032	100.0%	n/a
TOTALS:		4032	100.0%	n/a

Codebook and Unweighted Frequencies for the 2021 General Social Survey (GSS)

Replicating Core

Variable: RELHHD3 Type: Numeric

Label: What is (PERSON)'s relationship to (HEAD OF HOUSEHOLD)?

Relationship of third person to head of household.

Notes:

LABEL	VALUE	COUNT	PCT	PCT Excl. Reserve Codes
SUBTOTALS:		0	0.0%	n/a
RESERVED CODES:				
NOT AVAILABLE IN THIS RELEASE	X	4032	100.0%	n/a
TOTALS:		4032	100.0%	n/a

Variable: RELHHD4 Type: Numeric

Label: What is (PERSON)'s relationship to (HEAD OF HOUSEHOLD)?

Relationship of fourth person to head of household.

Notes:

LABEL	VALUE	COUNT	PCT	PCT Excl. Reserve Codes
SUBTOTALS:		0	0.0%	n/a
RESERVED CODES:				
NOT AVAILABLE IN THIS RELEASE	X	4032	100.0%	n/a
TOTALS:		4032	100.0%	n/a

Variable: RELHHD5 Type: Numeric

Label: What is (PERSON)'s relationship to (HEAD OF HOUSEHOLD)?

Relationship of fifth person to head of household.

Notes:

LABEL	VALUE	COUNT	PCT	PCT Excl. Reserve Codes
SUBTOTALS:		0	0.0%	n/a
RESERVED CODES:				
NOT AVAILABLE IN THIS RELEASE	X	4032	100.0%	n/a
TOTALS:		4032	100.0%	n/a

Codebook and Unweighted Frequencies for the 2021 General Social Survey (GSS)

Replicating Core

Variable: RELHHD6 Type: Numeric

Label: What is (PERSON)'s relationship to (HEAD OF HOUSEHOLD)?

Relationship of sixth person to head of household.

Notes:

LABEL	VALUE	COUNT	PCT	PCT Excl. Reserve Codes
SUBTOTALS:		0	0.0%	n/a
RESERVED CODES:				
NOT AVAILABLE IN THIS RELEASE	X	4032	100.0%	n/a
TOTALS:		4032	100.0%	n/a

Variable: RELHHD7 Type: Numeric

Label: What is (PERSON)'s relationship to (HEAD OF HOUSEHOLD)?

Relationship of seventh person to head of household.

Notes:

LABEL	VALUE	COUNT	PCT	PCT Excl. Reserve Codes
SUBTOTALS:		0	0.0%	n/a
RESERVED CODES:				
NOT AVAILABLE IN THIS RELEASE	X	4032	100.0%	n/a
TOTALS:		4032	100.0%	n/a

Variable: RELHHD8 Type: Numeric

Label: What is (PERSON)'s relationship to (HEAD OF HOUSEHOLD)?

Relationship of eighth person to head of household.

Notes:

LABEL	VALUE	COUNT	PCT	PCT Excl. Reserve Codes
SUBTOTALS:		0	0.0%	n/a
RESERVED CODES:				
NOT AVAILABLE IN THIS RELEASE	X	4032	100.0%	n/a
TOTALS:		4032	100.0%	n/a

Codebook and Unweighted Frequencies for the 2021 General Social Survey (GSS)

Replicating Core

Variable: RELHHD9 Type: Numeric

Label: What is (PERSON)'s relationship to (HEAD OF HOUSEHOLD)?

Relationship of ninth person to head of household.

Notes:

LABEL	VALUE	COUNT	PCT	PCT Excl. Reserve Codes
SUBTOTALS:		0	0.0%	n/a
RESERVED CODES:				
NOT AVAILABLE IN THIS RELEASE	X	4032	100.0%	n/a
TOTALS:		4032	100.0%	n/a

Variable: RELHHD10 Type: Numeric

Label: What is (PERSON)'s relationship to (HEAD OF HOUSEHOLD)?

Relationship of tenth person to head of household.

Notes:

LABEL	VALUE	COUNT	PCT	PCT Excl. Reserve Codes
SUBTOTALS:		0	0.0%	n/a
RESERVED CODES:				
NOT AVAILABLE IN THIS RELEASE	X	4032	100.0%	n/a
TOTALS:		4032	100.0%	n/a

Variable: RELHHD11 Type: Numeric

Label: What is (PERSON)'s relationship to (HEAD OF HOUSEHOLD)?

Relationship of eleventh person to head of household.

Notes:

LABEL	VALUE	COUNT	PCT	PCT Excl. Reserve Codes
SUBTOTALS:		0	0.0%	n/a
RESERVED CODES:				
NOT AVAILABLE IN THIS RELEASE	X	4032	100.0%	n/a
TOTALS:		4032	100.0%	n/a

Codebook and Unweighted Frequencies for the 2021 General Social Survey (GSS)

Replicating Core

Variable: RELHHD12 Type: Numeric

Label: What is (PERSON)'s relationship to (HEAD OF HOUSEHOLD)?

Relationship of twelfth person to head of household.

Notes:

LABEL	VALUE	COUNT	PCT	PCT Excl. Reserve Codes
SUBTOTALS:		0	0.0%	n/a
RESERVED CODES:				
NOT AVAILABLE IN THIS RELEASE	X	4032	100.0%	n/a
TOTALS:		4032	100.0%	n/a

Variable: RELHHD13 Type: Numeric

Label: What is (PERSON)'s relationship to (HEAD OF HOUSEHOLD)?

Relationship of thirteenth person to head of household.

Notes:

LABEL	VALUE	COUNT	PCT	PCT Excl. Reserve Codes
SUBTOTALS:		0	0.0%	n/a
RESERVED CODES:				
NOT AVAILABLE IN THIS RELEASE	X	4032	100.0%	n/a
TOTALS:		4032	100.0%	n/a

Variable: RELHHD14 Type: Numeric

Label: What is (PERSON)'s relationship to (HEAD OF HOUSEHOLD)?

Relationship of fourteenth person to head of household.

Notes:

LABEL	VALUE	COUNT	PCT	PCT Excl. Reserve Codes
SUBTOTALS:		0	0.0%	n/a
RESERVED CODES:				
NOT AVAILABLE IN THIS RELEASE	X	4032	100.0%	n/a
TOTALS:		4032	100.0%	n/a

Codebook and Unweighted Frequencies for the 2021 General Social Survey (GSS)

Replicating Core

Variable: DATEINTV Type: Numeric

Label: Date of interview.

Notes:

This variable consists of the month and date on which the interview was conducted.

Collapsed information by month is listed above for convenience of display only.

LABEL	VALUE	COUNT	PCT	PCT Excl. Reserve Codes
SUBTOTALS:		0	0.0%	n/a
RESERVED CODES:				
NOT AVAILABLE IN THIS RELEASE	X	4032	100.0%	n/a
TOTALS:		4032	100.0%	n/a

Variable: SEI10 Type: Numeric

Label: R's SOCIOECONOMIC INDEX (2010)

Notes:

The response categories have been collapsed for convenience of display.

SEI10 is based on the 2010 Census occupation classification.

It is estimated from 539 occupational categories, using PRESTG105PLUS.

Please refer to GSS Methodological Report 124 for more information.

LABEL	VALUE	COUNT	PCT	PCT Excl. Reserve Codes
SUBTOTALS:		0	0.0%	n/a
RESERVED CODES:				
NOT AVAILABLE IN THIS RELEASE	X	4032	100.0%	n/a
TOTALS:		4032	100.0%	n/a

Codebook and Unweighted Frequencies for the 2021 General Social Survey (GSS)

Replicating Core

Variable: SEI10EDUC Type: Numeric

Label:
PERCENTAGE OF SOME COLLEGE EDUC IN OCC10 BASED ON ACS 2010

Notes:
 The response categories have been collapsed for convenience of display. Percentage of those who had some college or more education among those who had the same occupation as in OCC10 in American Community Survey between 2010 and 2012 (25-64 years old only).

This percentage is not from the GSS but it is used to calculate SEI10.

LABEL	VALUE	COUNT	PCT	PCT Excl. Reserve Codes
SUBTOTALS:		0	0.0%	n/a
RESERVED CODES:				
NOT AVAILABLE IN THIS RELEASE	X	4032	100.0%	n/a
TOTALS:		4032	100.0%	n/a

Variable: SEI10INC Type: Numeric

Label:
PERCENTAGE OF \$45K+ EARNERS IN OCC10 BASED ON ACS 2010

Notes:
 The response categories have been collapsed for convenience of display. Percentage of those who earned \$45,000 or more among those who had the same occupation as in OCC10 in American Community Survey between 2010 and 2012 (25-64 years old only). This percentage is not from the GSS but it is used to calculate SEI10.

LABEL	VALUE	COUNT	PCT	PCT Excl. Reserve Codes
SUBTOTALS:		0	0.0%	n/a
RESERVED CODES:				
NOT AVAILABLE IN THIS RELEASE	X	4032	100.0%	n/a
TOTALS:		4032	100.0%	n/a

Codebook and Unweighted Frequencies for the 2021 General Social Survey (GSS)

Replicating Core

Variable: PASEI10 Type: Numeric

Label: R'S FATHER'S SOCIOECONOMIC INDEX (2010)

Notes:

The response categories have been collapsed for convenience of display.
 PASEI10 is based on the 2010 Census occupation classification.
 It is estimated from 539 occupational categories, using PAPRES105PLUS.
 Please refer to GSS Methodological Report 124 for more information.

LABEL	VALUE	COUNT	PCT	PCT Excl. Reserve Codes
SUBTOTALS:		0	0.0%	n/a
RESERVED CODES:				
NOT AVAILABLE IN THIS RELEASE	X	4032	100.0%	n/a
TOTALS:		4032	100.0%	n/a

Variable: PASEI10EDUC Type: Numeric

Label:

PERCENTAGE OF SOME COLLEGE EDUC IN PAOCC10 BASED ON ACS 2010

Notes:

The response categories have been collapsed for convenience of display.
 Percentage of those who had some college or more education among those
 who had the same occupation as in PAOCC10 in American Community
 Survey between 2010 and 2012
 (25-64 years old only).
 This percentage is not from the GSS but it is used to calculate PASEI10.

LABEL	VALUE	COUNT	PCT	PCT Excl. Reserve Codes
SUBTOTALS:		0	0.0%	n/a
RESERVED CODES:				
NOT AVAILABLE IN THIS RELEASE	X	4032	100.0%	n/a
TOTALS:		4032	100.0%	n/a

Codebook and Unweighted Frequencies for the 2021 General Social Survey (GSS)

Replicating Core

Variable: PASEI10INC Type: Numeric

Label: PERCENTAGE OF \$45K+
EARNERS IN PAOCC10 BASED ON ACS 2010

Notes:

The response categories have been collapsed for convenience of display.
 Percentage of those who earned \$45,000 or more among those who had the same occupation as in PAOCC10 in American Community Survey between 2010 and 2012
 (25-64 years old only). This percentage is not from the GSS but it is used to calculate PASEI10.

LABEL	VALUE	COUNT	PCT	PCT Excl. Reserve Codes
SUBTOTALS:		0	0.0%	n/a
RESERVED CODES:				
NOT AVAILABLE IN THIS RELEASE	X	4032	100.0%	n/a
TOTALS:		4032	100.0%	n/a

Variable: MASEI10 Type: Numeric

Label: R'S MOTHER'S SOCIOECONOMIC INDEX (2010)

Notes:

The response categories have been collapsed for convenience of display.
 MASEI10 is based on the 2010 Census occupation classification.
 It is estimated from 539 occupational categories, using MAPRES105PLUS.
 Please refer to GSS Methodological Report 124 for more information.

LABEL	VALUE	COUNT	PCT	PCT Excl. Reserve Codes
SUBTOTALS:		0	0.0%	n/a
RESERVED CODES:				
NOT AVAILABLE IN THIS RELEASE	X	4032	100.0%	n/a
TOTALS:		4032	100.0%	n/a

Codebook and Unweighted Frequencies for the 2021 General Social Survey (GSS)

Replicating Core

Variable: MASEI10EDUC Type: Numeric

Label:
PERCENTAGE OF SOME COLLEGE EDUC IN SPOCC10 BASED ON ACS 2010

Notes:
 The response categories have been collapsed for convenience of display. Percentage of those who had some college or more education among those who had the same occupation as in MAOCC10 in American Community Survey between 2010 and 2012 (25-64 years old only).
 This percentage is not from the GSS but it is used to calculate MASEI10.

LABEL	VALUE	COUNT	PCT	PCT Excl. Reserve Codes
SUBTOTALS:		0	0.0%	n/a
RESERVED CODES:				
NOT AVAILABLE IN THIS RELEASE	X	4032	100.0%	n/a
TOTALS:		4032	100.0%	n/a

Variable: MASEI10INC Type: Numeric

Label:
PERCENTAGE OF \$45K+ EARNERS IN PAOCC10 BASED ON ACS 2010

Notes:
 The response categories have been collapsed for convenience of display. Percentage of those who earned \$45,000 or more among those who had the same occupation as in MAOCC10 in American Community Survey between 2010 and 2012 (25-64 years old only). This percentage is not from the GSS but it is used to calculate MASEI10.

LABEL	VALUE	COUNT	PCT	PCT Excl. Reserve Codes
SUBTOTALS:		0	0.0%	n/a
RESERVED CODES:				
NOT AVAILABLE IN THIS RELEASE	X	4032	100.0%	n/a
TOTALS:		4032	100.0%	n/a

Codebook and Unweighted Frequencies for the 2021 General Social Survey (GSS)

Replicating Core

Variable: SPSEI10 Type: Numeric

Label: R'S SPOUSE'S SOCIOECONOMIC INDEX (2010)

Notes:

The response categories have been collapsed for convenience of display. SPSEI10 is based on the 2010 Census occupation classification. It is estimated from 539 occupational categories, using SPPRES105PLUS. Please refer to GSS Methodological Report 124 for more information.

LABEL	VALUE	COUNT	PCT	PCT Excl. Reserve Codes
SUBTOTALS:		0	0.0%	n/a
RESERVED CODES:				
NOT AVAILABLE IN THIS RELEASE	X	4032	100.0%	n/a
TOTALS:		4032	100.0%	n/a

Variable: SPSEI10EDUC Type: Numeric

Label:

PERCENTAGE OF SOME COLLEGE EDUC IN SPOCC10 BASED ON ACS 2010

Notes:

The response categories have been collapsed for convenience of display. Percentage of those who had some college or more education among those who had the same occupation as in SPOCC10 in American Community Survey between 2010 and 2012 (25-64 years old only). This percentage is not from the GSS but it is used to calculate SPSEI10.

LABEL	VALUE	COUNT	PCT	PCT Excl. Reserve Codes
SUBTOTALS:		0	0.0%	n/a
RESERVED CODES:				
NOT AVAILABLE IN THIS RELEASE	X	4032	100.0%	n/a
TOTALS:		4032	100.0%	n/a

Codebook and Unweighted Frequencies for the 2021 General Social Survey (GSS)

Replicating Core

Variable: SPSEI10INC Type: Numeric

Label: PERCENTAGE OF \$45K+
EARNERS IN SPOCC10 BASED ON ACS 2010

Notes:

The response categories have been collapsed for convenience of display.
 Percentage of those who earned \$45,000 or more among those who had the same occupation as in SPOCC10 in American Community Survey between 2010 and 2012
 (25-64 years old only). This percentage is not from the GSS but it is used to calculate SPSEI10.

LABEL	VALUE	COUNT	PCT	PCT Excl. Reserve Codes
SUBTOTALS:		0	0.0%	n/a
RESERVED CODES:				
NOT AVAILABLE IN THIS RELEASE	X	4032	100.0%	n/a
TOTALS:		4032	100.0%	n/a

Variable: COSEI10 Type: Numeric

Label: R'S PARTNER'S SOCIOECONOMIC INDEX (2010)

Notes:

The response categories have been collapsed for convenience of display.
 COSEI10 is based on the 2010 Census occupation classification.
 It is estimated from 539 occupational categories, using COPRES105PLUS.
 Please refer to GSS Methodological Report 124 for more information.

LABEL	VALUE	COUNT	PCT	PCT Excl. Reserve Codes
SUBTOTALS:		0	0.0%	n/a
RESERVED CODES:				
NOT AVAILABLE IN THIS RELEASE	X	4032	100.0%	n/a
TOTALS:		4032	100.0%	n/a

Codebook and Unweighted Frequencies for the 2021 General Social Survey (GSS)

Replicating Core

Variable: COSEI10EDUC Type: Numeric

Label:
PERCENTAGE OF SOME COLLEGE EDUC IN COOCC10 BASED ON ACS 2010

Notes:
 The response categories have been collapsed for convenience of display. Percentage of those who had some college or more education among those who had the same occupation as in COOCC10 in American Community Survey between 2010 and 2012 (25-64 years old only).

This percentage is not from the GSS but it is used to calculate COSEI10.

LABEL	VALUE	COUNT	PCT	PCT Excl. Reserve Codes
SUBTOTALS:		0	0.0%	n/a
RESERVED CODES:				
NOT AVAILABLE IN THIS RELEASE	X	4032	100.0%	n/a
TOTALS:		4032	100.0%	n/a

Variable: COSEI10INC Type: Numeric

Label:
PERCENTAGE OF \$45K+ EARNERS IN COOCC10 BASED ON ACS 2010

Notes:
 The response categories have been collapsed for convenience of display. Percentage of those who earned \$45,000 or more among those who had the same occupation as in COOCC10 in American Community Survey between 2010 and 2012 (25-64 years old only). This percentage is not from the GSS but it is used to calculate COSEI10.

LABEL	VALUE	COUNT	PCT	PCT Excl. Reserve Codes
SUBTOTALS:		0	0.0%	n/a
RESERVED CODES:				
NOT AVAILABLE IN THIS RELEASE	X	4032	100.0%	n/a
TOTALS:		4032	100.0%	n/a

Codebook and Unweighted Frequencies for the 2021 General Social Survey (GSS)

Replicating Core

Variable: USWARYV Type: Numeric

Label:

Do you expect the United States to fight in another world war within the next ten years?

Notes:

USWARYV and USWARYNV replace USWARY in the 2021 GSS Cross-section.

LABEL	VALUE	COUNT	PCT	PCT Excl. Reserve Codes
YES	1	213	5.3%	37.0%
NO	2	363	9.0%	63.0%
SUBTOTALS:		576	14.3%	100.0%
RESERVED CODES:				
DON'T KNOW	D	109	2.7%	n/a
NOT APPLICABLE	I	3346	83.0%	n/a
SKIPPED ON WEB	S	1	0.0%	n/a
TOTALS:		4032	100.0%	100.0%

Variable: USWARYNV Type: Numeric

Label:

Do you expect the United States to fight in another world war within the next ten years?

Notes:

USWARYV and USWARYNV replace USWARY in the 2021 GSS Cross-section.

LABEL	VALUE	COUNT	PCT	PCT Excl. Reserve Codes
YES	1	268	6.6%	40.4%
NO	2	395	9.8%	59.6%
SUBTOTALS:		663	16.4%	100.0%
RESERVED CODES:				
DON'T KNOW	D	7	0.2%	n/a
NOT APPLICABLE	I	3358	83.3%	n/a
SKIPPED ON WEB	S	4	0.1%	n/a
TOTALS:		4032	100.0%	100.0%

Codebook and Unweighted Frequencies for the 2021 General Social Survey (GSS)

Household Composition

Variable: GENDER1 Type: Numeric

Label: (FIRST PERSON) Gender of first person

Notes:

LABEL	VALUE	COUNT	PCT	PCT Excl. Reserve Codes
SUBTOTALS:		0	0.0%	n/a
RESERVED CODES:				
NOT AVAILABLE IN THIS RELEASE	X	4032	100.0%	n/a
TOTALS:		4032	100.0%	n/a

Variable: OLD1 Type: Numeric

Label: (FIRST PERSON) Age of first person

Notes: This variable codes the exact age mentioned in OLD1.
The numbers above are collapsed for convenience of display only.

LABEL	VALUE	COUNT	PCT	PCT Excl. Reserve Codes
SUBTOTALS:		0	0.0%	n/a
RESERVED CODES:				
NOT AVAILABLE IN THIS RELEASE	X	4032	100.0%	n/a
TOTALS:		4032	100.0%	n/a

Variable: MAR1 Type: Numeric

Label: (FIRST PERSON) Marital status of first person

Notes:

LABEL	VALUE	COUNT	PCT	PCT Excl. Reserve Codes
SUBTOTALS:		0	0.0%	n/a
RESERVED CODES:				
NOT AVAILABLE IN THIS RELEASE	X	4032	100.0%	n/a
TOTALS:		4032	100.0%	n/a

Codebook and Unweighted Frequencies for the 2021 General Social Survey (GSS)

Household Composition

Variable: AWAY1 Type: Numeric

Label: Is the first person staying somewhere else right now?

Notes:

LABEL	VALUE	COUNT	PCT	PCT Excl. Reserve Codes
SUBTOTALS:		0	0.0%	n/a
RESERVED CODES:				
NOT AVAILABLE IN THIS RELEASE	X	4032	100.0%	n/a
TOTALS:		4032	100.0%	n/a

Variable: WHERE1 Type: Numeric

Label: (FIRST PERSON) Where is the first person staying?

Notes:

LABEL	VALUE	COUNT	PCT	PCT Excl. Reserve Codes
SUBTOTALS:		0	0.0%	n/a
RESERVED CODES:				
NOT AVAILABLE IN THIS RELEASE	X	4032	100.0%	n/a
TOTALS:		4032	100.0%	n/a

Variable: RELATE2 Type: Numeric

Label:
(SECOND PERSON)
Relationship of second person to head of householdNotes: If the household roster only shows one name,
RELATE2 and all subsequent questions in these batteries
are skipped.

LABEL	VALUE	COUNT	PCT	PCT Excl. Reserve Codes
SUBTOTALS:		0	0.0%	n/a
RESERVED CODES:				
NOT APPLICABLE	I	4032	100.0%	n/a
TOTALS:		4032	100.0%	n/a

Codebook and Unweighted Frequencies for the 2021 General Social Survey (GSS)

Household Composition

Variable: GENDER2 Type: Numeric

Label: (SECOND PERSON) Gender of second person

Notes:

LABEL	VALUE	COUNT	PCT	PCT Excl. Reserve Codes
SUBTOTALS:		0	0.0%	n/a
RESERVED CODES:				
NOT AVAILABLE IN THIS RELEASE	X	4032	100.0%	n/a
TOTALS:		4032	100.0%	n/a

Variable: OLD2 Type: Numeric

Label: (SECOND PERSON) Age of second person

Notes: This variable codes the exact age mentioned in OLD2.
The numbers above are collapsed for convenience of display only.

LABEL	VALUE	COUNT	PCT	PCT Excl. Reserve Codes
SUBTOTALS:		0	0.0%	n/a
RESERVED CODES:				
NOT AVAILABLE IN THIS RELEASE	X	4032	100.0%	n/a
TOTALS:		4032	100.0%	n/a

Variable: MAR2 Type: Numeric

Label: (SECOND PERSON) Marital status of second person

Notes:

LABEL	VALUE	COUNT	PCT	PCT Excl. Reserve Codes
SUBTOTALS:		0	0.0%	n/a
RESERVED CODES:				
NOT AVAILABLE IN THIS RELEASE	X	4032	100.0%	n/a
TOTALS:		4032	100.0%	n/a

Codebook and Unweighted Frequencies for the 2021 General Social Survey (GSS)

Household Composition

Variable: AWAY2 Type: Numeric

Label: Is the second person staying somewhere else right now?

Notes:

LABEL	VALUE	COUNT	PCT	PCT Excl. Reserve Codes
SUBTOTALS:		0	0.0%	n/a
RESERVED CODES:				
NOT AVAILABLE IN THIS RELEASE	X	4032	100.0%	n/a
TOTALS:		4032	100.0%	n/a

Variable: WHERE2 Type: Numeric

Label: (SECOND PERSON) Where is the second person staying?

Notes:

LABEL	VALUE	COUNT	PCT	PCT Excl. Reserve Codes
SUBTOTALS:		0	0.0%	n/a
RESERVED CODES:				
NOT AVAILABLE IN THIS RELEASE	X	4032	100.0%	n/a
TOTALS:		4032	100.0%	n/a

Variable: RELATE3 Type: Numeric

Label:
(THIRD PERSON)
Relationship of third person to head of household

Notes:

LABEL	VALUE	COUNT	PCT	PCT Excl. Reserve Codes
SUBTOTALS:		0	0.0%	n/a
RESERVED CODES:				
NOT APPLICABLE	I	4032	100.0%	n/a
TOTALS:		4032	100.0%	n/a

Codebook and Unweighted Frequencies for the 2021 General Social Survey (GSS)

Household Composition

Variable: GENDER3 Type: Numeric

Label: (THIRD PERSON) Gender of third person

Notes:

LABEL	VALUE	COUNT	PCT	PCT Excl. Reserve Codes
SUBTOTALS:		0	0.0%	n/a
RESERVED CODES:				
NOT AVAILABLE IN THIS RELEASE	X	4032	100.0%	n/a
TOTALS:		4032	100.0%	n/a

Variable: OLD3 Type: Numeric

Label: (THIRD PERSON) Age of third person

Notes: This variable codes the exact age mentioned in OLD3.
The numbers above are collapsed for convenience of display only.

LABEL	VALUE	COUNT	PCT	PCT Excl. Reserve Codes
SUBTOTALS:		0	0.0%	n/a
RESERVED CODES:				
NOT AVAILABLE IN THIS RELEASE	X	4032	100.0%	n/a
TOTALS:		4032	100.0%	n/a

Variable: MAR3 Type: Numeric

Label: (THIRD PERSON) Marital status of third person

Notes:

LABEL	VALUE	COUNT	PCT	PCT Excl. Reserve Codes
SUBTOTALS:		0	0.0%	n/a
RESERVED CODES:				
NOT AVAILABLE IN THIS RELEASE	X	4032	100.0%	n/a
TOTALS:		4032	100.0%	n/a

Codebook and Unweighted Frequencies for the 2021 General Social Survey (GSS)

Household Composition

Variable: AWAY3 Type: Numeric

Label: Is the third person staying somewhere else right now?

Notes:

LABEL	VALUE	COUNT	PCT	PCT Excl. Reserve Codes
SUBTOTALS:		0	0.0%	n/a
RESERVED CODES:				
NOT AVAILABLE IN THIS RELEASE	X	4032	100.0%	n/a
TOTALS:		4032	100.0%	n/a

Variable: WHERE3 Type: Numeric

Label: (THIRD PERSON) Where is the third person staying?

Notes:

LABEL	VALUE	COUNT	PCT	PCT Excl. Reserve Codes
SUBTOTALS:		0	0.0%	n/a
RESERVED CODES:				
NOT AVAILABLE IN THIS RELEASE	X	4032	100.0%	n/a
TOTALS:		4032	100.0%	n/a

Variable: RELATE4 Type: Numeric

Label:
(FOURTH PERSON)
Relationship of fourth person to head of household

Notes:

LABEL	VALUE	COUNT	PCT	PCT Excl. Reserve Codes
SUBTOTALS:		0	0.0%	n/a
RESERVED CODES:				
NOT APPLICABLE	I	4032	100.0%	n/a
TOTALS:		4032	100.0%	n/a

Codebook and Unweighted Frequencies for the 2021 General Social Survey (GSS)

Household Composition

Variable: GENDER4 Type: Numeric

Label: (FOURTH PERSON) Gender of fourth person

Notes:

LABEL	VALUE	COUNT	PCT	PCT Excl. Reserve Codes
SUBTOTALS:		0	0.0%	n/a
RESERVED CODES:				
NOT AVAILABLE IN THIS RELEASE	X	4032	100.0%	n/a
TOTALS:		4032	100.0%	n/a

Variable: OLD4 Type: Numeric

Label: (FOURTH PERSON) Age of fourth person

Notes: This variable codes the exact age mentioned in OLD4.
The numbers above are collapsed for convenience of display only.

LABEL	VALUE	COUNT	PCT	PCT Excl. Reserve Codes
SUBTOTALS:		0	0.0%	n/a
RESERVED CODES:				
NOT AVAILABLE IN THIS RELEASE	X	4032	100.0%	n/a
TOTALS:		4032	100.0%	n/a

Variable: MAR4 Type: Numeric

Label: (FOURTH PERSON) Marital status of fourth person

Notes:

LABEL	VALUE	COUNT	PCT	PCT Excl. Reserve Codes
SUBTOTALS:		0	0.0%	n/a
RESERVED CODES:				
NOT AVAILABLE IN THIS RELEASE	X	4032	100.0%	n/a
TOTALS:		4032	100.0%	n/a

Codebook and Unweighted Frequencies for the 2021 General Social Survey (GSS)

Household Composition

Variable: AWAY4 Type: Numeric

Label: Is the fourth person staying somewhere else right now?

Notes:

LABEL	VALUE	COUNT	PCT	PCT Excl. Reserve Codes
SUBTOTALS:		0	0.0%	n/a
RESERVED CODES:				
NOT AVAILABLE IN THIS RELEASE	X	4032	100.0%	n/a
TOTALS:		4032	100.0%	n/a

Variable: WHERE4 Type: Numeric

Label: (FOURTH PERSON) Where is the fourth person staying?

Notes:

LABEL	VALUE	COUNT	PCT	PCT Excl. Reserve Codes
SUBTOTALS:		0	0.0%	n/a
RESERVED CODES:				
NOT AVAILABLE IN THIS RELEASE	X	4032	100.0%	n/a
TOTALS:		4032	100.0%	n/a

Variable: RELATE5 Type: Numeric

Label:
(FIFTH PERSON)
Relationship of fifth person to head of household

Notes:

LABEL	VALUE	COUNT	PCT	PCT Excl. Reserve Codes
SUBTOTALS:		0	0.0%	n/a
RESERVED CODES:				
NOT APPLICABLE	I	4032	100.0%	n/a
TOTALS:		4032	100.0%	n/a

Codebook and Unweighted Frequencies for the 2021 General Social Survey (GSS)

Household Composition

Variable: GENDER5 Type: Numeric

Label: (FIFTH PERSON) Gender of fifth person

Notes:

LABEL	VALUE	COUNT	PCT	PCT Excl. Reserve Codes
SUBTOTALS:		0	0.0%	n/a
RESERVED CODES:				
NOT AVAILABLE IN THIS RELEASE	X	4032	100.0%	n/a
TOTALS:		4032	100.0%	n/a

Variable: OLD5 Type: Numeric

Label: Age of fifth person

Notes: This variable codes the exact age mentioned in OLD5.
The numbers above are collapsed for convenience of display only.

LABEL	VALUE	COUNT	PCT	PCT Excl. Reserve Codes
SUBTOTALS:		0	0.0%	n/a
RESERVED CODES:				
NOT AVAILABLE IN THIS RELEASE	X	4032	100.0%	n/a
TOTALS:		4032	100.0%	n/a

Variable: MAR5 Type: Numeric

Label: Marital status of fifth person

Notes:

LABEL	VALUE	COUNT	PCT	PCT Excl. Reserve Codes
SUBTOTALS:		0	0.0%	n/a
RESERVED CODES:				
NOT AVAILABLE IN THIS RELEASE	X	4032	100.0%	n/a
TOTALS:		4032	100.0%	n/a

Codebook and Unweighted Frequencies for the 2021 General Social Survey (GSS)

Household Composition

Variable: AWAY5 Type: Numeric

Label: Is the fifth person staying somewhere else right now?

Notes:

LABEL	VALUE	COUNT	PCT	PCT Excl. Reserve Codes
SUBTOTALS:		0	0.0%	n/a
RESERVED CODES:				
NOT AVAILABLE IN THIS RELEASE	X	4032	100.0%	n/a
TOTALS:		4032	100.0%	n/a

Variable: WHERE5 Type: Numeric

Label: Where is the fifth person staying?

Notes:

LABEL	VALUE	COUNT	PCT	PCT Excl. Reserve Codes
SUBTOTALS:		0	0.0%	n/a
RESERVED CODES:				
NOT AVAILABLE IN THIS RELEASE	X	4032	100.0%	n/a
TOTALS:		4032	100.0%	n/a

Variable: RELATE6 Type: Numeric

Label: Relationship of sixth person to head of household

Notes:

LABEL	VALUE	COUNT	PCT	PCT Excl. Reserve Codes
SUBTOTALS:		0	0.0%	n/a
RESERVED CODES:				
NOT APPLICABLE	I	4032	100.0%	n/a
TOTALS:		4032	100.0%	n/a

Codebook and Unweighted Frequencies for the 2021 General Social Survey (GSS)

Household Composition

Variable: GENDER6 Type: Numeric

Label: Gender of sixth person

Notes:

LABEL	VALUE	COUNT	PCT	PCT Excl. Reserve Codes
SUBTOTALS:		0	0.0%	n/a
RESERVED CODES:				
NOT AVAILABLE IN THIS RELEASE	X	4032	100.0%	n/a
TOTALS:		4032	100.0%	n/a

Variable: OLD6 Type: Numeric

Label: Age of sixth person

Notes: This variable codes the exact age mentioned in OLD6.
The numbers above are collapsed for convenience of display only.

LABEL	VALUE	COUNT	PCT	PCT Excl. Reserve Codes
SUBTOTALS:		0	0.0%	n/a
RESERVED CODES:				
NOT AVAILABLE IN THIS RELEASE	X	4032	100.0%	n/a
TOTALS:		4032	100.0%	n/a

Variable: MAR6 Type: Numeric

Label: Marital status of sixth person

Notes:

LABEL	VALUE	COUNT	PCT	PCT Excl. Reserve Codes
SUBTOTALS:		0	0.0%	n/a
RESERVED CODES:				
NOT AVAILABLE IN THIS RELEASE	X	4032	100.0%	n/a
TOTALS:		4032	100.0%	n/a

Codebook and Unweighted Frequencies for the 2021 General Social Survey (GSS)

Household Composition

Variable: AWAY6 Type: Numeric

Label: Is the sixth person staying somewhere else right now?

Notes:

LABEL	VALUE	COUNT	PCT	PCT Excl. Reserve Codes
SUBTOTALS:		0	0.0%	n/a
RESERVED CODES:				
NOT AVAILABLE IN THIS RELEASE	X	4032	100.0%	n/a
TOTALS:		4032	100.0%	n/a

Variable: WHERE6 Type: Numeric

Label: Where is sixth person staying?

Notes:

LABEL	VALUE	COUNT	PCT	PCT Excl. Reserve Codes
SUBTOTALS:		0	0.0%	n/a
RESERVED CODES:				
NOT AVAILABLE IN THIS RELEASE	X	4032	100.0%	n/a
TOTALS:		4032	100.0%	n/a

Variable: RELATE7 Type: Numeric

Label: Relationship of seventh person to head of household

Notes:

LABEL	VALUE	COUNT	PCT	PCT Excl. Reserve Codes
SUBTOTALS:		0	0.0%	n/a
RESERVED CODES:				
NOT APPLICABLE	I	4032	100.0%	n/a
TOTALS:		4032	100.0%	n/a

Codebook and Unweighted Frequencies for the 2021 General Social Survey (GSS)

Household Composition

Variable: GENDER7 Type: Numeric

Label: Gender of seventh person

Notes:

LABEL	VALUE	COUNT	PCT	PCT Excl. Reserve Codes
SUBTOTALS:		0	0.0%	n/a
RESERVED CODES:				
NOT AVAILABLE IN THIS RELEASE	X	4032	100.0%	n/a
TOTALS:		4032	100.0%	n/a

Variable: OLD7 Type: Numeric

Label: Age of seventh person

Notes: This variable codes the exact age mentioned in OLD7.
The numbers above are collapsed for convenience of display only.

LABEL	VALUE	COUNT	PCT	PCT Excl. Reserve Codes
SUBTOTALS:		0	0.0%	n/a
RESERVED CODES:				
NOT AVAILABLE IN THIS RELEASE	X	4032	100.0%	n/a
TOTALS:		4032	100.0%	n/a

Variable: MAR7 Type: Numeric

Label: Marital status of seventh person

Notes:

LABEL	VALUE	COUNT	PCT	PCT Excl. Reserve Codes
SUBTOTALS:		0	0.0%	n/a
RESERVED CODES:				
NOT AVAILABLE IN THIS RELEASE	X	4032	100.0%	n/a
TOTALS:		4032	100.0%	n/a

Codebook and Unweighted Frequencies for the 2021 General Social Survey (GSS)

Household Composition

Variable: AWAY7 Type: Numeric

Label: Is the seventh person staying somewhere else right now?

Notes:

LABEL	VALUE	COUNT	PCT	PCT Excl. Reserve Codes
SUBTOTALS:		0	0.0%	n/a
RESERVED CODES:				
NOT AVAILABLE IN THIS RELEASE	X	4032	100.0%	n/a
TOTALS:		4032	100.0%	n/a

Variable: WHERE7 Type: Numeric

Label: Where is the seventh person staying?

Notes:

LABEL	VALUE	COUNT	PCT	PCT Excl. Reserve Codes
SUBTOTALS:		0	0.0%	n/a
RESERVED CODES:				
NOT AVAILABLE IN THIS RELEASE	X	4032	100.0%	n/a
TOTALS:		4032	100.0%	n/a

Variable: RELATE8 Type: Numeric

Label: Relationship of eighth person to head of household

Notes:

LABEL	VALUE	COUNT	PCT	PCT Excl. Reserve Codes
SUBTOTALS:		0	0.0%	n/a
RESERVED CODES:				
NOT APPLICABLE	I	4032	100.0%	n/a
TOTALS:		4032	100.0%	n/a

Codebook and Unweighted Frequencies for the 2021 General Social Survey (GSS)

Household Composition

Variable: GENDERS Type: Numeric

Label: Gender of eighth person

Notes:

LABEL	VALUE	COUNT	PCT	PCT Excl. Reserve Codes
SUBTOTALS:		0	0.0%	n/a
RESERVED CODES:				
NOT AVAILABLE IN THIS RELEASE	X	4032	100.0%	n/a
TOTALS:		4032	100.0%	n/a

Variable: OLD8 Type: Numeric

Label: Age of eighth person

Notes: This variable codes the exact age mentioned in OLD8.
The numbers above are collapsed for convenience of display only.

LABEL	VALUE	COUNT	PCT	PCT Excl. Reserve Codes
SUBTOTALS:		0	0.0%	n/a
RESERVED CODES:				
NOT AVAILABLE IN THIS RELEASE	X	4032	100.0%	n/a
TOTALS:		4032	100.0%	n/a

Variable: MAR8 Type: Numeric

Label: Marital status of eighth person

Notes:

LABEL	VALUE	COUNT	PCT	PCT Excl. Reserve Codes
SUBTOTALS:		0	0.0%	n/a
RESERVED CODES:				
NOT AVAILABLE IN THIS RELEASE	X	4032	100.0%	n/a
TOTALS:		4032	100.0%	n/a

Codebook and Unweighted Frequencies for the 2021 General Social Survey (GSS)

Household Composition

Variable: AWAY8 Type: Numeric

Label: Is the eighth person staying somewhere else right now?

Notes:

LABEL	VALUE	COUNT	PCT	PCT Excl. Reserve Codes
SUBTOTALS:		0	0.0%	n/a
RESERVED CODES:				
NOT AVAILABLE IN THIS RELEASE	X	4032	100.0%	n/a
TOTALS:		4032	100.0%	n/a

Variable: WHERE8 Type: Numeric

Label: Where is the eighth person staying?

Notes:

LABEL	VALUE	COUNT	PCT	PCT Excl. Reserve Codes
SUBTOTALS:		0	0.0%	n/a
RESERVED CODES:				
NOT AVAILABLE IN THIS RELEASE	X	4032	100.0%	n/a
TOTALS:		4032	100.0%	n/a

Variable: RELATE9 Type: Numeric

Label: Relationship of ninth person to head of household

Notes:

LABEL	VALUE	COUNT	PCT	PCT Excl. Reserve Codes
SUBTOTALS:		0	0.0%	n/a
RESERVED CODES:				
NOT APPLICABLE	I	4032	100.0%	n/a
TOTALS:		4032	100.0%	n/a

Codebook and Unweighted Frequencies for the 2021 General Social Survey (GSS)

Household Composition

Variable: GENDER9 Type: Numeric

Label: Gender of ninth person

Notes:

LABEL	VALUE	COUNT	PCT	PCT Excl. Reserve Codes
SUBTOTALS:		0	0.0%	n/a
RESERVED CODES:				
NOT AVAILABLE IN THIS RELEASE	X	4032	100.0%	n/a
TOTALS:		4032	100.0%	n/a

Variable: OLD9 Type: Numeric

Label: Age of ninth person

Notes: This variable codes the exact age mentioned in OLD9.
The numbers above are collapsed for convenience of display only.

LABEL	VALUE	COUNT	PCT	PCT Excl. Reserve Codes
SUBTOTALS:		0	0.0%	n/a
RESERVED CODES:				
NOT AVAILABLE IN THIS RELEASE	X	4032	100.0%	n/a
TOTALS:		4032	100.0%	n/a

Variable: MAR9 Type: Numeric

Label: Marital status of ninth person

Notes:

LABEL	VALUE	COUNT	PCT	PCT Excl. Reserve Codes
SUBTOTALS:		0	0.0%	n/a
RESERVED CODES:				
NOT AVAILABLE IN THIS RELEASE	X	4032	100.0%	n/a
TOTALS:		4032	100.0%	n/a

Codebook and Unweighted Frequencies for the 2021 General Social Survey (GSS)

Household Composition

Variable: AWAY9 Type: Numeric

Label: Is the ninth person staying somewhere else right now?

Notes:

LABEL	VALUE	COUNT	PCT	PCT Excl. Reserve Codes
SUBTOTALS:		0	0.0%	n/a
RESERVED CODES:				
NOT AVAILABLE IN THIS RELEASE	X	4032	100.0%	n/a
TOTALS:		4032	100.0%	n/a

Variable: WHERE9 Type: Numeric

Label: Where is the ninth person staying?

Notes:

LABEL	VALUE	COUNT	PCT	PCT Excl. Reserve Codes
SUBTOTALS:		0	0.0%	n/a
RESERVED CODES:				
NOT AVAILABLE IN THIS RELEASE	X	4032	100.0%	n/a
TOTALS:		4032	100.0%	n/a

Variable: RELATE10 Type: Numeric

Label: Relationship of tenth person to head of household

Notes:

LABEL	VALUE	COUNT	PCT	PCT Excl. Reserve Codes
SUBTOTALS:		0	0.0%	n/a
RESERVED CODES:				
NOT APPLICABLE	I	4032	100.0%	n/a
TOTALS:		4032	100.0%	n/a

Codebook and Unweighted Frequencies for the 2021 General Social Survey (GSS)

Household Composition

Variable: GENDER10 Type: Numeric

Label: Gender of tenth person

Notes:

LABEL	VALUE	COUNT	PCT	PCT Excl. Reserve Codes
SUBTOTALS:		0	0.0%	n/a
RESERVED CODES:				
NOT AVAILABLE IN THIS RELEASE	X	4032	100.0%	n/a
TOTALS:		4032	100.0%	n/a

Variable: OLD10 Type: Numeric

Label: Age of tenth person

Notes: This variable codes the exact age mentioned in OLD10.
The numbers above are collapsed for convenience of display only.

LABEL	VALUE	COUNT	PCT	PCT Excl. Reserve Codes
SUBTOTALS:		0	0.0%	n/a
RESERVED CODES:				
NOT AVAILABLE IN THIS RELEASE	X	4032	100.0%	n/a
TOTALS:		4032	100.0%	n/a

Variable: MAR10 Type: Numeric

Label: Marital status of tenth person

Notes:

LABEL	VALUE	COUNT	PCT	PCT Excl. Reserve Codes
SUBTOTALS:		0	0.0%	n/a
RESERVED CODES:				
NOT AVAILABLE IN THIS RELEASE	X	4032	100.0%	n/a
TOTALS:		4032	100.0%	n/a

Codebook and Unweighted Frequencies for the 2021 General Social Survey (GSS)

Household Composition

Variable: AWAY10 Type: Numeric

Label: Is the tenth person staying somewhere else right now?

Notes:

LABEL	VALUE	COUNT	PCT	PCT Excl. Reserve Codes
SUBTOTALS:		0	0.0%	n/a
RESERVED CODES:				
NOT AVAILABLE IN THIS RELEASE	X	4032	100.0%	n/a
TOTALS:		4032	100.0%	n/a

Variable: WHERE10 Type: Numeric

Label: Where is the tenth person staying?

Notes:

LABEL	VALUE	COUNT	PCT	PCT Excl. Reserve Codes
SUBTOTALS:		0	0.0%	n/a
RESERVED CODES:				
NOT AVAILABLE IN THIS RELEASE	X	4032	100.0%	n/a
TOTALS:		4032	100.0%	n/a

Variable: RELATE11 Type: Numeric

Label: Relationship of eleventh person to head of household

Notes:

LABEL	VALUE	COUNT	PCT	PCT Excl. Reserve Codes
SUBTOTALS:		0	0.0%	n/a
RESERVED CODES:				
NOT APPLICABLE	I	4032	100.0%	n/a
TOTALS:		4032	100.0%	n/a

Codebook and Unweighted Frequencies for the 2021 General Social Survey (GSS)

Household Composition

Variable: GENDER11 Type: Numeric

Label: Gender of eleventh person

Notes:

LABEL	VALUE	COUNT	PCT	PCT Excl. Reserve Codes
SUBTOTALS:		0	0.0%	n/a
RESERVED CODES:				
NOT AVAILABLE IN THIS RELEASE	X	4032	100.0%	n/a
TOTALS:		4032	100.0%	n/a

Variable: OLD11 Type: Numeric

Label: Age of eleventh person

Notes:

Note eleventh through fourteenth persons are visitors in the household.
The numbers above are collapsed for convenience of display only.

LABEL	VALUE	COUNT	PCT	PCT Excl. Reserve Codes
SUBTOTALS:		0	0.0%	n/a
RESERVED CODES:				
NOT AVAILABLE IN THIS RELEASE	X	4032	100.0%	n/a
TOTALS:		4032	100.0%	n/a

Variable: MAR11 Type: Numeric

Label: Marital status of eleventh person

Notes:

LABEL	VALUE	COUNT	PCT	PCT Excl. Reserve Codes
SUBTOTALS:		0	0.0%	n/a
RESERVED CODES:				
NOT AVAILABLE IN THIS RELEASE	X	4032	100.0%	n/a
TOTALS:		4032	100.0%	n/a

Codebook and Unweighted Frequencies for the 2021 General Social Survey (GSS)

Household Composition

Variable: AWAY11 Type: Numeric

Label: Is the eleventh person staying somewhere else right now?

Notes:

LABEL	VALUE	COUNT	PCT	PCT Excl. Reserve Codes
SUBTOTALS:		0	0.0%	n/a
RESERVED CODES:				
NOT AVAILABLE IN THIS RELEASE	X	4032	100.0%	n/a
TOTALS:		4032	100.0%	n/a

Variable: WHERE11 Type: Numeric

Label: Where is the eleventh person staying?

Notes:

LABEL	VALUE	COUNT	PCT	PCT Excl. Reserve Codes
SUBTOTALS:		0	0.0%	n/a
RESERVED CODES:				
NOT AVAILABLE IN THIS RELEASE	X	4032	100.0%	n/a
TOTALS:		4032	100.0%	n/a

Variable: RELATE12 Type: Numeric

Label: Relationship of twelfth person to head of household

Notes:

LABEL	VALUE	COUNT	PCT	PCT Excl. Reserve Codes
SUBTOTALS:		0	0.0%	n/a
RESERVED CODES:				
NOT APPLICABLE	I	4032	100.0%	n/a
TOTALS:		4032	100.0%	n/a

Codebook and Unweighted Frequencies for the 2021 General Social Survey (GSS)

Household Composition

Variable: GENDER12 Type: Numeric

Label: Gender of twelfth person

Notes:

LABEL	VALUE	COUNT	PCT	PCT Excl. Reserve Codes
SUBTOTALS:		0	0.0%	n/a
RESERVED CODES:				
NOT AVAILABLE IN THIS RELEASE	X	4032	100.0%	n/a
TOTALS:		4032	100.0%	n/a

Variable: OLD12 Type: Numeric

Label: Age of twelfth person

Notes:

Note eleventh through fourteenth persons are visitors in the household.
The numbers above are collapsed for convenience of display only.

LABEL	VALUE	COUNT	PCT	PCT Excl. Reserve Codes
SUBTOTALS:		0	0.0%	n/a
RESERVED CODES:				
NOT AVAILABLE IN THIS RELEASE	X	4032	100.0%	n/a
TOTALS:		4032	100.0%	n/a

Variable: MAR12 Type: Numeric

Label: Marital status of twelfth person

Notes:

LABEL	VALUE	COUNT	PCT	PCT Excl. Reserve Codes
SUBTOTALS:		0	0.0%	n/a
RESERVED CODES:				
NOT AVAILABLE IN THIS RELEASE	X	4032	100.0%	n/a
TOTALS:		4032	100.0%	n/a

Codebook and Unweighted Frequencies for the 2021 General Social Survey (GSS)

Household Composition

Variable: AWAY12 Type: Numeric

Label: Is the twelfth person staying somewhere else right now?

Notes:

LABEL	VALUE	COUNT	PCT	PCT Excl. Reserve Codes
SUBTOTALS:		0	0.0%	n/a
RESERVED CODES:				
NOT AVAILABLE IN THIS RELEASE	X	4032	100.0%	n/a
TOTALS:		4032	100.0%	n/a

Variable: WHERE12 Type: Numeric

Label: Where is the twelfth person staying?

Notes:

LABEL	VALUE	COUNT	PCT	PCT Excl. Reserve Codes
SUBTOTALS:		0	0.0%	n/a
RESERVED CODES:				
NOT AVAILABLE IN THIS RELEASE	X	4032	100.0%	n/a
TOTALS:		4032	100.0%	n/a

Variable: RELATE13 Type: Numeric

Label:
Relationship of thirteenth person to head of household

Notes:

LABEL	VALUE	COUNT	PCT	PCT Excl. Reserve Codes
SUBTOTALS:		0	0.0%	n/a
RESERVED CODES:				
NOT APPLICABLE	I	4032	100.0%	n/a
TOTALS:		4032	100.0%	n/a

Codebook and Unweighted Frequencies for the 2021 General Social Survey (GSS)

Household Composition

Variable: GENDER13 Type: Numeric

Label: Gender of thirteenth person

Notes:

LABEL	VALUE	COUNT	PCT	PCT Excl. Reserve Codes
SUBTOTALS:		0	0.0%	n/a
RESERVED CODES:				
NOT AVAILABLE IN THIS RELEASE	X	4032	100.0%	n/a
TOTALS:		4032	100.0%	n/a

Variable: OLD13 Type: Numeric

Label: Age of thirteenth person

Notes:

Note eleventh through fourteenth persons are visitors in the household.
The numbers above are collapsed for convenience of display only.

LABEL	VALUE	COUNT	PCT	PCT Excl. Reserve Codes
SUBTOTALS:		0	0.0%	n/a
RESERVED CODES:				
NOT AVAILABLE IN THIS RELEASE	X	4032	100.0%	n/a
TOTALS:		4032	100.0%	n/a

Variable: MAR13 Type: Numeric

Label: Marital status of thirteenth person

Notes:

LABEL	VALUE	COUNT	PCT	PCT Excl. Reserve Codes
SUBTOTALS:		0	0.0%	n/a
RESERVED CODES:				
NOT AVAILABLE IN THIS RELEASE	X	4032	100.0%	n/a
TOTALS:		4032	100.0%	n/a

Codebook and Unweighted Frequencies for the 2021 General Social Survey (GSS)

Household Composition

Variable: AWAY13 Type: Numeric

Label: Is the thirteenth person staying somewhere else right now?

Notes:

LABEL	VALUE	COUNT	PCT	PCT Excl. Reserve Codes
SUBTOTALS:		0	0.0%	n/a
RESERVED CODES:				
NOT AVAILABLE IN THIS RELEASE	X	4032	100.0%	n/a
TOTALS:		4032	100.0%	n/a

Variable: WHERE13 Type: Numeric

Label: Where is the thirteenth person staying?

Notes:

LABEL	VALUE	COUNT	PCT	PCT Excl. Reserve Codes
SUBTOTALS:		0	0.0%	n/a
RESERVED CODES:				
NOT AVAILABLE IN THIS RELEASE	X	4032	100.0%	n/a
TOTALS:		4032	100.0%	n/a

Variable: RELATE14 Type: Numeric

Label:
Relationship of fourteenth person to head of household

Notes:

LABEL	VALUE	COUNT	PCT	PCT Excl. Reserve Codes
SUBTOTALS:		0	0.0%	n/a
RESERVED CODES:				
NOT APPLICABLE	I	4032	100.0%	n/a
TOTALS:		4032	100.0%	n/a

Codebook and Unweighted Frequencies for the 2021 General Social Survey (GSS)

Household Composition

Variable: GENDER14 Type: Numeric

Label: Gender of fourteenth person

Notes:

LABEL	VALUE	COUNT	PCT	PCT Excl. Reserve Codes
SUBTOTALS:		0	0.0%	n/a
RESERVED CODES:				
NOT AVAILABLE IN THIS RELEASE	X	4032	100.0%	n/a
TOTALS:		4032	100.0%	n/a

Variable: OLD14 Type: Numeric

Label: Age of fourteenth person

Notes:

Note eleventh through fourteenth persons are visitors in the household.
The numbers above are collapsed for convenience of display only.

LABEL	VALUE	COUNT	PCT	PCT Excl. Reserve Codes
SUBTOTALS:		0	0.0%	n/a
RESERVED CODES:				
NOT AVAILABLE IN THIS RELEASE	X	4032	100.0%	n/a
TOTALS:		4032	100.0%	n/a

Variable: MAR14 Type: Numeric

Label: Marital status of fourteenth person

Notes:

LABEL	VALUE	COUNT	PCT	PCT Excl. Reserve Codes
SUBTOTALS:		0	0.0%	n/a
RESERVED CODES:				
NOT AVAILABLE IN THIS RELEASE	X	4032	100.0%	n/a
TOTALS:		4032	100.0%	n/a

Codebook and Unweighted Frequencies for the 2021 General Social Survey (GSS)

Household Composition

Variable: AWAY14 Type: Numeric

Label: Is the fourteenth person staying somewhere else right now?

Notes:

LABEL	VALUE	COUNT	PCT	PCT Excl. Reserve Codes
SUBTOTALS:		0	0.0%	n/a
RESERVED CODES:				
NOT AVAILABLE IN THIS RELEASE	X	4032	100.0%	n/a
TOTALS:		4032	100.0%	n/a

Variable: WHERE14 Type: Numeric

Label: Where is the fourteenth person staying?

Notes:

LABEL	VALUE	COUNT	PCT	PCT Excl. Reserve Codes
SUBTOTALS:		0	0.0%	n/a
RESERVED CODES:				
NOT AVAILABLE IN THIS RELEASE	X	4032	100.0%	n/a
TOTALS:		4032	100.0%	n/a

Variable: HEFINFO Type: Numeric

Label: Number in family of person who was household informant (i.e. who provided information on household members).

Notes:

LABEL	VALUE	COUNT	PCT	PCT Excl. Reserve Codes
SUBTOTALS:		0	0.0%	n/a
RESERVED CODES:				
NOT AVAILABLE IN THIS RELEASE	X	4032	100.0%	n/a
TOTALS:		4032	100.0%	n/a

Codebook and Unweighted Frequencies for the 2021 General Social Survey (GSS)

Household Composition

Variable: HHRACE Type: Numeric

Label: Race of household.

Notes:

LABEL	VALUE	COUNT	PCT	PCT Excl. Reserve Codes
SUBTOTALS:		0	0.0%	n/a
RESERVED CODES:				
NOT AVAILABLE IN THIS RELEASE	X	4032	100.0%	n/a
TOTALS:		4032	100.0%	n/a

Variable: RESPNUM Type: Numeric

Label: Respondent's number in family.

Notes: As discussed in GSS Methodological Report No. 102, there are some errors in respondent numbers due to mispunches and interviewer error.

LABEL	VALUE	COUNT	PCT	PCT Excl. Reserve Codes
SUBTOTALS:		0	0.0%	n/a
RESERVED CODES:				
NOT AVAILABLE IN THIS RELEASE	X	4032	100.0%	n/a
TOTALS:		4032	100.0%	n/a

Codebook and Unweighted Frequencies for the 2021 General Social Survey (GSS)

Household Composition

Variable: HHTYPE Type: Numeric

Label: Household Type.

Notes:

This variable classifies households from information on the household enumeration form (HEF) on the basis of 1) number of adults (household members 18 and older), 2) the presence of children

(0 vs. 1+ household members less than 18), 3)

number of married people in the household, 4)

relation of second or third listed persons to head (in households with 2 or 3 adults), and 5)

gender of head and second listed person when second listed person is not related to the head

(in households with two adults).

When the HEF roster counts differed from the processed HEF variables (ADULTS, BABIES, PRETEEN, TEENS, HOMPOP),

the processed values were utilized.

This generally means that household members away from the housing unit and living in another household or institution were not counted for this variable

(see above AWAY1-14 and WHERE1-14).

Visitors not absent from the household are counted.

LABEL	VALUE	COUNT	PCT	PCT Excl. Reserve Codes
SUBTOTALS:		0	0.0%	n/a
RESERVED CODES:				
NOT AVAILABLE IN THIS RELEASE	X	4032	100.0%	n/a
TOTALS:		4032	100.0%	n/a

Codebook and Unweighted Frequencies for the 2021 General Social Survey (GSS)

Household Composition

Variable: HHTYPE1 Type: Numeric

Label: Household type (condensed)

Notes: This variable is a collapse or recode of HHTYPE.
The categories are explained below.

- (1) Married couple with no children = 2 or more adults with either respondent being married or two or more members being listed as married with no one under age 18.
- (2) Single parent = 1 adult and 1 or more members under age 18.
- (3) Other family, no children = 2 or more adults with 2nd or 3rd person listed related to head of household; no married couple and no household members under age 18.
- (4) Single adult = 1 adult and no one under age 18.
- (5) Cohabiting couple, no children = 2 adults of different genders not married nor related to each other. This category covers most, but not all, cohabiting couples. Excluded are cohabiting couples in which relationship and/or gender information was missing or households with three or more adults with at least one unrelated to the others. Also, same sex cohabiting couples are excluded. See GSS Methodological Report No. 73 for more details.
- (6) Non-family, no children = 2 adults with 2nd

LABEL	VALUE	COUNT	PCT	PCT Excl. Reserve Codes
SUBTOTALS:		0	0.0%	n/a
RESERVED CODES:				
NOT AVAILABLE IN THIS RELEASE	X	4032	100.0%	n/a
TOTALS:		4032	100.0%	n/a

Codebook and Unweighted Frequencies for the 2021 General Social Survey (GSS)

Household Composition

Variable: FAMGEN Type: Numeric

Label: Number of family generations in household.

Notes: This variable indicates how many direct family generations (e.g. grandparent, parent, child) reside in the household.

It counts children-in-law and parents-in-law as direct relations, but does not count collateral relatives

(e.g. nieces and nephews, aunts and uncles). In addition, it is impossible to identify grandparents

(or above) of the head.

It should be noted that for FAMGEN children were defined by their relationship to household head, not by their age as in HHTYPE.

All regular household members and visitors listed on the roster are counted regardless of presence. For more details, see NORC Methodological Report No. 73.

LABEL	VALUE	COUNT	PCT	PCT Excl. Reserve Codes
SUBTOTALS:		0	0.0%	n/a
RESERVED CODES:				
NOT AVAILABLE IN THIS RELEASE	X	4032	100.0%	n/a
TOTALS:		4032	100.0%	n/a

Variable: RPLACE Type: Numeric

Label: Respondent's relationship to household head.

Notes:

LABEL	VALUE	COUNT	PCT	PCT Excl. Reserve Codes
SUBTOTALS:		0	0.0%	n/a
RESERVED CODES:				
NOT AVAILABLE IN THIS RELEASE	X	4032	100.0%	n/a
TOTALS:		4032	100.0%	n/a

Codebook and Unweighted Frequencies for the 2021 General Social Survey (GSS)

Household Composition

Variable: RVISITOR Type: Numeric

Label: Is respondent a visitor?

Notes:

Regular household members are listed in lines 1-10 and visitors to the household are listed in lines 11-14.

This variable codes respondents who are regular members as 1 and those who are visitors as 2.

LABEL	VALUE	COUNT	PCT	PCT Excl. Reserve Codes
SUBTOTALS:		0	0.0%	n/a
RESERVED CODES:				
NOT AVAILABLE IN THIS RELEASE	X	4032	100.0%	n/a
TOTALS:		4032	100.0%	n/a

Variable: VISITORS Type: Numeric

Label: Number of visitors in household.

Notes: This variable counts the number of visitors in the household.

It counts the number of people listed in lines 11-14 and does not adjust for presence in the household.

LABEL	VALUE	COUNT	PCT	PCT Excl. Reserve Codes
SUBTOTALS:		0	0.0%	n/a
RESERVED CODES:				
NOT AVAILABLE IN THIS RELEASE	X	4032	100.0%	n/a
TOTALS:		4032	100.0%	n/a

Variable: RELHH1 Type: Numeric

Label: What is
(PERSON)'s relationship to head of household?
Relationship of first person to head of household?

Notes:

LABEL	VALUE	COUNT	PCT	PCT Excl. Reserve Codes
SUBTOTALS:		0	0.0%	n/a
RESERVED CODES:				
NOT AVAILABLE IN THIS RELEASE	X	4032	100.0%	n/a
TOTALS:		4032	100.0%	n/a

Codebook and Unweighted Frequencies for the 2021 General Social Survey (GSS)

Household Composition

Variable: RELHH2 Type: Numeric				
Label: Relationship of second person to head of household?				
Notes:				
LABEL	VALUE	COUNT	PCT	PCT Excl. Reserve Codes
SUBTOTALS:		0	0.0%	n/a
RESERVED CODES:				
NOT AVAILABLE IN THIS RELEASE	X	4032	100.0%	n/a
TOTALS:		4032	100.0%	n/a

Variable: RELHH3 Type: Numeric				
Label: Relationship of third person to head of household?				
Notes:				
LABEL	VALUE	COUNT	PCT	PCT Excl. Reserve Codes
SUBTOTALS:		0	0.0%	n/a
RESERVED CODES:				
NOT AVAILABLE IN THIS RELEASE	X	4032	100.0%	n/a
TOTALS:		4032	100.0%	n/a

Variable: RELHH4 Type: Numeric				
Label: Relationship of fourth person to head of household?				
Notes:				
LABEL	VALUE	COUNT	PCT	PCT Excl. Reserve Codes
SUBTOTALS:		0	0.0%	n/a
RESERVED CODES:				
NOT AVAILABLE IN THIS RELEASE	X	4032	100.0%	n/a
TOTALS:		4032	100.0%	n/a

Codebook and Unweighted Frequencies for the 2021 General Social Survey (GSS)

Household Composition

Variable: RELHH5 Type: Numeric

Label: Relationship of fifth person to head of household?

Notes:

LABEL	VALUE	COUNT	PCT	PCT Excl. Reserve Codes
SUBTOTALS:		0	0.0%	n/a
RESERVED CODES:				
NOT AVAILABLE IN THIS RELEASE	X	4032	100.0%	n/a
TOTALS:		4032	100.0%	n/a

Variable: RELHH6 Type: Numeric

Label: Relationship of sixth person to head of household?

Notes:

LABEL	VALUE	COUNT	PCT	PCT Excl. Reserve Codes
SUBTOTALS:		0	0.0%	n/a
RESERVED CODES:				
NOT AVAILABLE IN THIS RELEASE	X	4032	100.0%	n/a
TOTALS:		4032	100.0%	n/a

Variable: RELHH7 Type: Numeric

Label: Relationship of seventh person to head of household?

Notes:

LABEL	VALUE	COUNT	PCT	PCT Excl. Reserve Codes
SUBTOTALS:		0	0.0%	n/a
RESERVED CODES:				
NOT AVAILABLE IN THIS RELEASE	X	4032	100.0%	n/a
TOTALS:		4032	100.0%	n/a

Codebook and Unweighted Frequencies for the 2021 General Social Survey (GSS)

Household Composition

Variable: RELHH8 Type: Numeric

Label: Relationship of eighth person to head of household?

Notes:

LABEL	VALUE	COUNT	PCT	PCT Excl. Reserve Codes
SUBTOTALS:		0	0.0%	n/a
RESERVED CODES:				
NOT AVAILABLE IN THIS RELEASE	X	4032	100.0%	n/a
TOTALS:		4032	100.0%	n/a

Variable: RELHH9 Type: Numeric

Label: Relationship of ninth person to head of household?

Notes:

LABEL	VALUE	COUNT	PCT	PCT Excl. Reserve Codes
SUBTOTALS:		0	0.0%	n/a
RESERVED CODES:				
NOT AVAILABLE IN THIS RELEASE	X	4032	100.0%	n/a
TOTALS:		4032	100.0%	n/a

Variable: RELHH10 Type: Numeric

Label: Relationship of tenth person to head of household?

Notes:

LABEL	VALUE	COUNT	PCT	PCT Excl. Reserve Codes
SUBTOTALS:		0	0.0%	n/a
RESERVED CODES:				
NOT AVAILABLE IN THIS RELEASE	X	4032	100.0%	n/a
TOTALS:		4032	100.0%	n/a

Codebook and Unweighted Frequencies for the 2021 General Social Survey (GSS)

Household Composition

Variable: RELHH11 Type: Numeric

Label: Relationship of eleventh person to head of household?

Notes:

LABEL	VALUE	COUNT	PCT	PCT Excl. Reserve Codes
SUBTOTALS:		0	0.0%	n/a
RESERVED CODES:				
NOT AVAILABLE IN THIS RELEASE	X	4032	100.0%	n/a
TOTALS:		4032	100.0%	n/a

Variable: RELHH12 Type: Numeric

Label: Relationship of twelfth person to head of household?

Notes:

LABEL	VALUE	COUNT	PCT	PCT Excl. Reserve Codes
SUBTOTALS:		0	0.0%	n/a
RESERVED CODES:				
NOT AVAILABLE IN THIS RELEASE	X	4032	100.0%	n/a
TOTALS:		4032	100.0%	n/a

Variable: RELHH13 Type: Numeric

Label: Relationship of thirteenth person to head of household?

Notes:

LABEL	VALUE	COUNT	PCT	PCT Excl. Reserve Codes
SUBTOTALS:		0	0.0%	n/a
RESERVED CODES:				
NOT AVAILABLE IN THIS RELEASE	X	4032	100.0%	n/a
TOTALS:		4032	100.0%	n/a

Codebook and Unweighted Frequencies for the 2021 General Social Survey (GSS)

Household Composition

Variable: RELHH14 Type: Numeric

Label: Relationship of fourteenth person to head of household?

Notes: Over the years, the variables of household composition have changed twice. The RELATE1-14 series has been asked over all the years of the survey. In 1993, extra categories were added and, because of this, the variable names were changed to RELHHD1-14. In 2000, two additional changes were made. First, the definition of head of household was changed from “head of household” to “the person or one of the persons who own or rents this home.” Second, additional categories were added about children. Because of this, a new household composition series, RELHH1-14, was created. RELHH variables can be collapsed into the RELHHD format, and the RELHHD variables can be collapsed into the RELATE series.

LABEL	VALUE	COUNT	PCT	PCT Excl. Reserve Codes
SUBTOTALS:		0	0.0%	n/a
RESERVED CODES:				
NOT AVAILABLE IN THIS RELEASE	X	4032	100.0%	n/a
TOTALS:		4032	100.0%	n/a

Variable: RELSP1 Type: Numeric

Label: What is (NAME)'s relationship to spouse? Relationship of first person to spouse?

Notes:

LABEL	VALUE	COUNT	PCT	PCT Excl. Reserve Codes
SUBTOTALS:		0	0.0%	n/a
RESERVED CODES:				
NOT AVAILABLE IN THIS RELEASE	X	4032	100.0%	n/a
TOTALS:		4032	100.0%	n/a

Codebook and Unweighted Frequencies for the 2021 General Social Survey (GSS)

Household Composition

Variable: RELSP2 Type: Numeric

Label: Relationship of second person to spouse?

Notes:

LABEL	VALUE	COUNT	PCT	PCT Excl. Reserve Codes
SUBTOTALS:		0	0.0%	n/a
RESERVED CODES:				
NOT AVAILABLE IN THIS RELEASE	X	4032	100.0%	n/a
TOTALS:		4032	100.0%	n/a

Variable: RELSP3 Type: Numeric

Label: Relationship of third person to spouse?

Notes:

LABEL	VALUE	COUNT	PCT	PCT Excl. Reserve Codes
SUBTOTALS:		0	0.0%	n/a
RESERVED CODES:				
NOT AVAILABLE IN THIS RELEASE	X	4032	100.0%	n/a
TOTALS:		4032	100.0%	n/a

Variable: RELSP4 Type: Numeric

Label: Relationship of fourth person to spouse?

Notes:

LABEL	VALUE	COUNT	PCT	PCT Excl. Reserve Codes
SUBTOTALS:		0	0.0%	n/a
RESERVED CODES:				
NOT AVAILABLE IN THIS RELEASE	X	4032	100.0%	n/a
TOTALS:		4032	100.0%	n/a

Codebook and Unweighted Frequencies for the 2021 General Social Survey (GSS)

Household Composition

Variable: RELSP5 Type: Numeric

Label: Relationship of fifth person to spouse?

Notes:

LABEL	VALUE	COUNT	PCT	PCT Excl. Reserve Codes
SUBTOTALS:		0	0.0%	n/a
RESERVED CODES:				
NOT AVAILABLE IN THIS RELEASE	X	4032	100.0%	n/a
TOTALS:		4032	100.0%	n/a

Variable: RELSP6 Type: Numeric

Label: Relationship of sixth person to spouse?

Notes:

LABEL	VALUE	COUNT	PCT	PCT Excl. Reserve Codes
SUBTOTALS:		0	0.0%	n/a
RESERVED CODES:				
NOT AVAILABLE IN THIS RELEASE	X	4032	100.0%	n/a
TOTALS:		4032	100.0%	n/a

Variable: RELSP7 Type: Numeric

Label: Relationship of seventh person to spouse?

Notes:

LABEL	VALUE	COUNT	PCT	PCT Excl. Reserve Codes
SUBTOTALS:		0	0.0%	n/a
RESERVED CODES:				
NOT AVAILABLE IN THIS RELEASE	X	4032	100.0%	n/a
TOTALS:		4032	100.0%	n/a

Codebook and Unweighted Frequencies for the 2021 General Social Survey (GSS)

Household Composition

Variable: RELSP8 Type: Numeric

Label: Relationship of eighth person to spouse?

Notes:

LABEL	VALUE	COUNT	PCT	PCT Excl. Reserve Codes
SUBTOTALS:		0	0.0%	n/a
RESERVED CODES:				
NOT AVAILABLE IN THIS RELEASE	X	4032	100.0%	n/a
TOTALS:		4032	100.0%	n/a

Variable: RELSP9 Type: Numeric

Label: Relationship of ninth person to spouse?

Notes:

LABEL	VALUE	COUNT	PCT	PCT Excl. Reserve Codes
SUBTOTALS:		0	0.0%	n/a
RESERVED CODES:				
NOT AVAILABLE IN THIS RELEASE	X	4032	100.0%	n/a
TOTALS:		4032	100.0%	n/a

Variable: RELSP10 Type: Numeric

Label: Relationship of tenth person to spouse?

Notes:

LABEL	VALUE	COUNT	PCT	PCT Excl. Reserve Codes
SUBTOTALS:		0	0.0%	n/a
RESERVED CODES:				
NOT AVAILABLE IN THIS RELEASE	X	4032	100.0%	n/a
TOTALS:		4032	100.0%	n/a

Codebook and Unweighted Frequencies for the 2021 General Social Survey (GSS)

Household Composition

Variable: RELSP11 Type: Numeric

Label: Relationship of eleventh person to spouse?

Notes:

LABEL	VALUE	COUNT	PCT	PCT Excl. Reserve Codes
SUBTOTALS:		0	0.0%	n/a
RESERVED CODES:				
NOT AVAILABLE IN THIS RELEASE	X	4032	100.0%	n/a
TOTALS:		4032	100.0%	n/a

Variable: RELSP12 Type: Numeric

Label: Relationship of twelfth person to spouse?

Notes:

LABEL	VALUE	COUNT	PCT	PCT Excl. Reserve Codes
SUBTOTALS:		0	0.0%	n/a
RESERVED CODES:				
NOT AVAILABLE IN THIS RELEASE	X	4032	100.0%	n/a
TOTALS:		4032	100.0%	n/a

Variable: RELSP13 Type: Numeric

Label: Relationship of thirteenth person to spouse?

Notes:

LABEL	VALUE	COUNT	PCT	PCT Excl. Reserve Codes
SUBTOTALS:		0	0.0%	n/a
RESERVED CODES:				
NOT AVAILABLE IN THIS RELEASE	X	4032	100.0%	n/a
TOTALS:		4032	100.0%	n/a

Codebook and Unweighted Frequencies for the 2021 General Social Survey (GSS)

Household Composition

Variable: RELSP14 Type: Numeric

Label: Relationship of fourteenth person to spouse?

Notes:

The RELSP1-14 series asks the respondent to link the spouse or partner of the head of the household to other persons living in the household. Because spouse/partner of head of the household is always collected second, in RELSP2 the subject and object are one and the same person.

LABEL	VALUE	COUNT	PCT	PCT Excl. Reserve Codes
SUBTOTALS:		0	0.0%	n/a
RESERVED CODES:				
NOT AVAILABLE IN THIS RELEASE	X	4032	100.0%	n/a
TOTALS:		4032	100.0%	n/a

Codebook and Unweighted Frequencies for the 2021 General Social Survey (GSS)

ISSP Social Inequality

Variable: OPWLTH Type: Numeric

Label:
(For each of these,
please tell me how important you think it is for getting ahead in
life . . .) How important is coming from a wealthy family?

Notes:

LABEL	VALUE	COUNT	PCT	PCT Excl. Reserve Codes
ESSENTIAL	1	118	2.9%	6.5%
VERY IMPORTANT	2	407	10.1%	22.4%
FAIRLY IMPORTANT	3	580	14.4%	32.0%
NOT VERY IMPORTANT	4	506	12.5%	27.9%
NOT IMPORTANT AT ALL	5	204	5.1%	11.2%
SUBTOTALS:		1815	45.0%	100.0%
RESERVED CODES:				
CAN'T CHOOSE	D	63	1.6%	n/a
NO ANSWER	N	117	2.9%	n/a
NOT APPLICABLE	I	2029	50.3%	n/a
SKIPPED ON WEB	S	8	0.2%	n/a
TOTALS:		4032	100.0%	100.0%

Variable: OPPARED Type: Numeric

Label: How important is having well-educated parents?**Notes:**

LABEL	VALUE	COUNT	PCT	PCT Excl. Reserve Codes
ESSENTIAL	1	159	3.9%	8.6%
VERY IMPORTANT	2	642	15.9%	34.8%
FAIRLY IMPORTANT	3	738	18.3%	40.0%
NOT VERY IMPORTANT	4	233	5.8%	12.6%
NOT IMPORTANT AT ALL	5	73	1.8%	4.0%
SUBTOTALS:		1845	45.8%	100.0%
RESERVED CODES:				
CAN'T CHOOSE	D	33	0.8%	n/a
NO ANSWER	N	116	2.9%	n/a
NOT APPLICABLE	I	2029	50.3%	n/a
SKIPPED ON WEB	S	9	0.2%	n/a
TOTALS:		4032	100.0%	100.0%

Codebook and Unweighted Frequencies for the 2021 General Social Survey (GSS)

ISSP Social Inequality

Variable: OPEDUC Type: Numeric				
Label: How important is having a good education yourself?				
Notes:				
LABEL	VALUE	COUNT	PCT	PCT Excl. Reserve Codes
ESSENTIAL	1	623	15.5%	33.6%
VERY IMPORTANT	2	875	21.7%	47.2%
FAIRLY IMPORTANT	3	313	7.8%	16.9%
NOT VERY IMPORTANT	4	32	0.8%	1.7%
NOT IMPORTANT AT ALL	5	10	0.2%	0.5%
SUBTOTALS:		1853	46.0%	100.0%
RESERVED CODES:				
CAN'T CHOOSE	D	21	0.5%	n/a
NO ANSWER	N	116	2.9%	n/a
NOT APPLICABLE	I	2029	50.3%	n/a
SKIPPED ON WEB	S	13	0.3%	n/a
TOTALS:		4032	100.0%	100.0%

Variable: OPHRDWRK Type: Numeric				
Label: How important is hard work?				
Notes:				
LABEL	VALUE	COUNT	PCT	PCT Excl. Reserve Codes
ESSENTIAL	1	856	21.2%	46.1%
VERY IMPORTANT	2	797	19.8%	42.9%
FAIRLY IMPORTANT	3	176	4.4%	9.5%
NOT VERY IMPORTANT	4	24	0.6%	1.3%
NOT IMPORTANT AT ALL	5	4	0.1%	0.2%
SUBTOTALS:		1857	46.1%	100.0%
RESERVED CODES:				
CAN'T CHOOSE	D	20	0.5%	n/a
NO ANSWER	N	116	2.9%	n/a
NOT APPLICABLE	I	2029	50.3%	n/a
SKIPPED ON WEB	S	10	0.2%	n/a
TOTALS:		4032	100.0%	100.0%

Codebook and Unweighted Frequencies for the 2021 General Social Survey (GSS)

ISSP Social Inequality

Variable: OPKNOW Type: Numeric				
Label: How important is knowing the right people?				
Notes:				
LABEL	VALUE	COUNT	PCT	PCT Excl. Reserve Codes
ESSENTIAL	1	250	6.2%	13.6%
VERY IMPORTANT	2	603	15.0%	32.7%
FAIRLY IMPORTANT	3	763	18.9%	41.4%
NOT VERY IMPORTANT	4	199	4.9%	10.8%
NOT IMPORTANT AT ALL	5	30	0.7%	1.6%
SUBTOTALS:		1845	45.8%	100.0%
RESERVED CODES:				
CAN'T CHOOSE	D	29	0.7%	n/a
NO ANSWER	N	116	2.9%	n/a
NOT APPLICABLE	I	2029	50.3%	n/a
SKIPPED ON WEB	S	13	0.3%	n/a
TOTALS:		4032	100.0%	100.0%

Variable: OPCLOUT Type: Numeric				
Label: How important is having political connections?				
Notes:				
LABEL	VALUE	COUNT	PCT	PCT Excl. Reserve Codes
ESSENTIAL	1	76	1.9%	4.2%
VERY IMPORTANT	2	203	5.0%	11.3%
FAIRLY IMPORTANT	3	499	12.4%	27.8%
NOT VERY IMPORTANT	4	735	18.2%	41.0%
NOT IMPORTANT AT ALL	5	280	6.9%	15.6%
SUBTOTALS:		1793	44.5%	100.0%
RESERVED CODES:				
CAN'T CHOOSE	D	78	1.9%	n/a
NO ANSWER	N	119	3.0%	n/a
NOT APPLICABLE	I	2029	50.3%	n/a
SKIPPED ON WEB	S	13	0.3%	n/a
TOTALS:		4032	100.0%	100.0%

Codebook and Unweighted Frequencies for the 2021 General Social Survey (GSS)

ISSP Social Inequality

Variable: OPBRIBES Type: Numeric				
Label: How important is giving bribes?				
Notes:				
LABEL	VALUE	COUNT	PCT	PCT Excl. Reserve Codes
ESSENTIAL	1	20	0.5%	1.2%
VERY IMPORTANT	2	51	1.3%	3.0%
FAIRLY IMPORTANT	3	96	2.4%	5.6%
NOT VERY IMPORTANT	4	282	7.0%	16.4%
NOT IMPORTANT AT ALL	5	1269	31.5%	73.9%
SUBTOTALS:		1718	42.6%	100.0%
RESERVED CODES:				
CAN'T CHOOSE	D	148	3.7%	n/a
NO ANSWER	N	120	3.0%	n/a
NOT APPLICABLE	I	2029	50.3%	n/a
SKIPPED ON WEB	S	17	0.4%	n/a
TOTALS:		4032	100.0%	100.0%

Variable: OPRACE Type: Numeric				
Label: How important is a person's race?				
Notes:				
LABEL	VALUE	COUNT	PCT	PCT Excl. Reserve Codes
ESSENTIAL	1	44	1.1%	2.4%
VERY IMPORTANT	2	184	4.6%	10.2%
FAIRLY IMPORTANT	3	420	10.4%	23.3%
NOT VERY IMPORTANT	4	398	9.9%	22.1%
NOT IMPORTANT AT ALL	5	754	18.7%	41.9%
SUBTOTALS:		1800	44.6%	100.0%
RESERVED CODES:				
CAN'T CHOOSE	D	73	1.8%	n/a
NO ANSWER	N	120	3.0%	n/a
NOT APPLICABLE	I	2029	50.3%	n/a
SKIPPED ON WEB	S	10	0.2%	n/a
TOTALS:		4032	100.0%	100.0%

Codebook and Unweighted Frequencies for the 2021 General Social Survey (GSS)

ISSP Social Inequality

Variable: OPRELIG Type: Numeric				
Label: How important is a person's religion?				
Notes:				
LABEL	VALUE	COUNT	PCT	PCT Excl. Reserve Codes
ESSENTIAL	1	42	1.0%	2.3%
VERY IMPORTANT	2	97	2.4%	5.4%
FAIRLY IMPORTANT	3	217	5.4%	12.0%
NOT VERY IMPORTANT	4	579	14.4%	32.1%
NOT IMPORTANT AT ALL	5	871	21.6%	48.2%
SUBTOTALS:		1806	44.8%	100.0%
RESERVED CODES:				
CAN'T CHOOSE	D	61	1.5%	n/a
NO ANSWER	N	120	3.0%	n/a
NOT APPLICABLE	I	2029	50.3%	n/a
SKIPPED ON WEB	S	16	0.4%	n/a
TOTALS:		4032	100.0%	100.0%

Variable: OPSEX Type: Numeric				
Label: How important is being born a man or a woman?				
Notes:				
LABEL	VALUE	COUNT	PCT	PCT Excl. Reserve Codes
ESSENTIAL	1	69	1.7%	3.8%
VERY IMPORTANT	2	198	4.9%	11.0%
FAIRLY IMPORTANT	3	403	10.0%	22.5%
NOT VERY IMPORTANT	4	422	10.5%	23.5%
NOT IMPORTANT AT ALL	5	701	17.4%	39.1%
SUBTOTALS:		1793	44.5%	100.0%
RESERVED CODES:				
CAN'T CHOOSE	D	76	1.9%	n/a
NO ANSWER	N	120	3.0%	n/a
NOT APPLICABLE	I	2029	50.3%	n/a
SKIPPED ON WEB	S	14	0.3%	n/a
TOTALS:		4032	100.0%	100.0%

Codebook and Unweighted Frequencies for the 2021 General Social Survey (GSS)

ISSP Social Inequality

Variable: PAYDOC Type: Numeric

Label:

About how much do you think a doctor in general practice earns?

Notes:

LABEL	VALUE	COUNT	PCT	PCT Excl. Reserve Codes
UNDER \$15,000	0	48	1.2%	2.7%
\$15,000-\$30,000	15000	16	0.4%	0.9%
\$30,000-\$49,999	30000	12	0.3%	0.7%
\$50,000-\$99,999	50000	125	3.1%	7.1%
\$100,000-\$999,995	100000	1569	38.9%	88.6%
SUBTOTALS:		1770	43.9%	100.0%
RESERVED CODES:				
CAN'T CHOOSE	D	12	0.3%	n/a
NO ANSWER	N	181	4.5%	n/a
NOT APPLICABLE	I	2029	50.3%	n/a
SKIPPED ON WEB	S	40	1.0%	n/a
TOTALS:		4032	100.0%	100.0%

Variable: PAYEXEC Type: Numeric

Label:

How much do you think a chairman of a large national corporation earns?

Notes:

LABEL	VALUE	COUNT	PCT	PCT Excl. Reserve Codes
UNDER \$15,000	0	30	0.7%	3.4%
\$15,000-\$30,000	15000	18	0.4%	2.1%
\$30,000-\$49,999	30000	8	0.2%	0.9%
\$50,000-\$99,999	50000	54	1.3%	6.2%
\$100,000-\$999,995	100000	768	19.0%	87.5%
SUBTOTALS:		878	21.8%	100.0%
RESERVED CODES:				
CAN'T CHOOSE	D	11	0.3%	n/a
NO ANSWER	N	1064	26.4%	n/a
NOT APPLICABLE	I	2029	50.3%	n/a

Codebook and Unweighted Frequencies for the 2021 General Social Survey (GSS)

ISSP Social Inequality

Variable: PAYEXEC Type: Numeric

Label:
How much do you think a chairman of a large national corporation earns?

Notes:

LABEL	VALUE	COUNT	PCT	PCT Excl. Reserve Codes
SKIPPED ON WEB	S	50	1.2%	n/a
TOTALS:		4032	100.0%	100.0%

Variable: PAYCLERK Type: Numeric

Label: How much do you think a salesclerk earns?

Notes:

LABEL	VALUE	COUNT	PCT	PCT Excl. Reserve Codes
UNDER \$15,000	0	119	3.0%	6.6%
\$15,000-\$30,000	15000	733	18.2%	40.4%
\$30,000-\$49,999	30000	727	18.0%	40.1%
\$50,000-\$99,999	50000	203	5.0%	11.2%
\$100,000-\$999,995	100000	33	0.8%	1.8%
SUBTOTALS:		1815	45.0%	100.0%
RESERVED CODES:				
CAN'T CHOOSE	D	10	0.2%	n/a
NO ANSWER	N	133	3.3%	n/a
NOT APPLICABLE	I	2029	50.3%	n/a
SKIPPED ON WEB	S	45	1.1%	n/a
TOTALS:		4032	100.0%	100.0%

Codebook and Unweighted Frequencies for the 2021 General Social Survey (GSS)

ISSP Social Inequality

Variable: PAYUNSKL Type: Numeric

Label:

How much do you think an unskilled worker in a factory earns?

Notes:

LABEL	VALUE	COUNT	PCT	PCT Excl. Reserve Codes
UNDER \$15,000	0	132	3.3%	7.3%
\$15,000-\$30,000	15000	690	17.1%	38.0%
\$30,000-\$49,999	30000	822	20.4%	45.2%
\$50,000-\$99,999	50000	152	3.8%	8.4%
\$100,000-\$999,995	100000	22	0.5%	1.2%
SUBTOTALS:		1818	45.1%	100.0%
RESERVED CODES:				
CAN'T CHOOSE	D	11	0.3%	n/a
NO ANSWER	N	131	3.2%	n/a
NOT APPLICABLE	I	2029	50.3%	n/a
SKIPPED ON WEB	S	43	1.1%	n/a
TOTALS:		4032	100.0%	100.0%

Variable: PAYCABNT Type: Numeric

Label:

How much do you think a cabinet minister in the federal government earns?

Notes:

LABEL	VALUE	COUNT	PCT	PCT Excl. Reserve Codes
UNDER \$15,000	0	33	0.8%	1.9%
\$15,000-\$30,000	15000	18	0.4%	1.1%
\$30,000-\$49,999	30000	18	0.4%	1.1%
\$50,000-\$99,999	50000	163	4.0%	9.5%
\$100,000-\$999,995	100000	1480	36.7%	86.4%
SUBTOTALS:		1712	42.5%	100.0%
RESERVED CODES:				
CAN'T CHOOSE	D	14	0.3%	n/a
NO ANSWER	N	225	5.6%	n/a
NOT APPLICABLE	I	2029	50.3%	n/a

Codebook and Unweighted Frequencies for the 2021 General Social Survey (GSS)

ISSP Social Inequality

Variable: PAYCABNT Type: Numeric

Label:

How much do you think a cabinet minister in the federal government earns?

Notes:

LABEL	VALUE	COUNT	PCT	PCT Excl. Reserve Codes
SKIPPED ON WEB	S	52	1.3%	n/a
TOTALS:		4032	100.0%	100.0%

Variable: GIVDOC Type: Numeric

Label:

About how much do you think a doctor in general practice should earn?

Notes:

LABEL	VALUE	COUNT	PCT	PCT Excl. Reserve Codes
UNDER \$15,000	0	39	1.0%	2.3%
\$15,000-\$30,000	15000	11	0.3%	0.6%
\$30,000-\$49,999	30000	9	0.2%	0.5%
\$50,000-\$99,999	50000	121	3.0%	7.0%
\$100,000-\$999,995	100000	1538	38.1%	89.5%
SUBTOTALS:		1718	42.6%	100.0%
RESERVED CODES:				
CAN'T CHOOSE	D	17	0.4%	n/a
NO ANSWER	N	190	4.7%	n/a
NOT APPLICABLE	I	2029	50.3%	n/a
SKIPPED ON WEB	S	78	1.9%	n/a
TOTALS:		4032	100.0%	100.0%

Codebook and Unweighted Frequencies for the 2021 General Social Survey (GSS)

ISSP Social Inequality

Variable: GIVEXEC Type: Numeric

Label:

How much do you think a chairman of a large national corporation should earn?

Notes:

LABEL	VALUE	COUNT	PCT	PCT Excl. Reserve Codes
UNDER \$15,000	0	55	1.4%	4.0%
\$15,000-\$30,000	15000	17	0.4%	1.2%
\$30,000-\$49,999	30000	16	0.4%	1.2%
\$50,000-\$99,999	50000	161	4.0%	11.8%
\$100,000-\$999,995	100000	1112	27.6%	81.7%
SUBTOTALS:		1361	33.8%	100.0%
RESERVED CODES:				
CAN'T CHOOSE	D	21	0.5%	n/a
NO ANSWER	N	534	13.2%	n/a
NOT APPLICABLE	I	2029	50.3%	n/a
SKIPPED ON WEB	S	87	2.2%	n/a
TOTALS:		4032	100.0%	100.0%

Variable: GIVCLERK Type: Numeric

Label: How much do you think a salesclerk should earn?

Notes:

LABEL	VALUE	COUNT	PCT	PCT Excl. Reserve Codes
UNDER \$15,000	0	58	1.4%	3.3%
\$15,000-\$30,000	15000	229	5.7%	13.0%
\$30,000-\$49,999	30000	798	19.8%	45.3%
\$50,000-\$99,999	50000	601	14.9%	34.1%
\$100,000-\$999,995	100000	74	1.8%	4.2%
SUBTOTALS:		1760	43.7%	100.0%
RESERVED CODES:				
CAN'T CHOOSE	D	17	0.4%	n/a
NO ANSWER	N	142	3.5%	n/a
NOT APPLICABLE	I	2029	50.3%	n/a
SKIPPED ON WEB	S	84	2.1%	n/a
TOTALS:		4032	100.0%	100.0%

Codebook and Unweighted Frequencies for the 2021 General Social Survey (GSS)

ISSP Social Inequality

Variable: GIVUNSKL Type: Numeric

Label:

How much do you think an unskilled worker in a factory should earn?

Notes:

LABEL	VALUE	COUNT	PCT	PCT Excl. Reserve Codes
UNDER \$15,000	0	66	1.6%	3.7%
\$15,000-\$30,000	15000	253	6.3%	14.4%
\$30,000-\$49,999	30000	843	20.9%	47.8%
\$50,000-\$99,999	50000	541	13.4%	30.7%
\$100,000-\$999,995	100000	60	1.5%	3.4%
SUBTOTALS:		1763	43.7%	100.0%
RESERVED CODES:				
CAN'T CHOOSE	D	15	0.4%	n/a
NO ANSWER	N	142	3.5%	n/a
NOT APPLICABLE	I	2029	50.3%	n/a
SKIPPED ON WEB	S	83	2.1%	n/a
TOTALS:		4032	100.0%	100.0%

Variable: GIVCABNT Type: Numeric

Label:

How much do you think a cabinet minister in the federal government should earn?

Notes:

LABEL	VALUE	COUNT	PCT	PCT Excl. Reserve Codes
UNDER \$15,000	0	131	3.2%	7.5%
\$15,000-\$30,000	15000	34	0.8%	2.0%
\$30,000-\$49,999	30000	53	1.3%	3.0%
\$50,000-\$99,999	50000	455	11.3%	26.2%
\$100,000-\$999,995	100000	1065	26.4%	61.3%
SUBTOTALS:		1738	43.1%	100.0%
RESERVED CODES:				
CAN'T CHOOSE	D	20	0.5%	n/a
NO ANSWER	N	162	4.0%	n/a
NOT APPLICABLE	I	2029	50.3%	n/a

Codebook and Unweighted Frequencies for the 2021 General Social Survey (GSS)

ISSP Social Inequality

Variable: GIVCABNT Type: Numeric

Label:

How much do you think a cabinet minister in the federal government should earn?

Notes:

LABEL	VALUE	COUNT	PCT	PCT Excl. Reserve Codes
SKIPPED ON WEB	S	83	2.1%	n/a
TOTALS:		4032	100.0%	100.0%

Variable: INCGAP Type: Numeric

Label:

To what extent do you agree or disagree with the following statements?
Differences in income in America are too large.

Notes:

LABEL	VALUE	COUNT	PCT	PCT Excl. Reserve Codes
STRONGLY AGREE	1	793	19.7%	43.5%
AGREE	2	545	13.5%	29.9%
NEITHER AGREE NOR DISAGREE	3	301	7.5%	16.5%
DISAGREE	4	130	3.2%	7.1%
STRONGLY DISAGREE	5	53	1.3%	2.9%
SUBTOTALS:		1822	45.2%	100.0%
RESERVED CODES:				
CAN'T CHOOSE	D	41	1.0%	n/a
NO ANSWER	N	134	3.3%	n/a
NOT APPLICABLE	I	2029	50.3%	n/a
SKIPPED ON WEB	S	6	0.1%	n/a
TOTALS:		4032	100.0%	100.0%

Codebook and Unweighted Frequencies for the 2021 General Social Survey (GSS)

ISSP Social Inequality

Variable: GOVEQINC1 Type: Numeric

Label:

It is the responsibility of the government to reduce the differences in income between people with high incomes and those with low incomes.

Notes:

LABEL	VALUE	COUNT	PCT	PCT Excl. Reserve Codes
STRONGLY AGREE	1	345	8.6%	19.2%
AGREE	2	480	11.9%	26.7%
NEITHER AGREE NOR DISAGREE	3	405	10.0%	22.5%
DISAGREE	4	305	7.6%	17.0%
STRONGLY DISAGREE	5	263	6.5%	14.6%
SUBTOTALS:		1798	44.6%	100.0%
RESERVED CODES:				
DON'T KNOW	D	55	1.4%	n/a
NO ANSWER	N	135	3.3%	n/a
NOT APPLICABLE	I	2029	50.3%	n/a
SKIPPED ON WEB	S	15	0.4%	n/a
TOTALS:		4032	100.0%	100.0%

Variable: GOVUNEMP Type: Numeric

Label:

The government should provide a decent standard of living for the unemployed.

Notes:

LABEL	VALUE	COUNT	PCT	PCT Excl. Reserve Codes
STRONGLY AGREE	1	288	7.1%	16.1%
AGREE	2	508	12.6%	28.5%
NEITHER AGREE NOR DISAGREE	3	455	11.3%	25.5%
DISAGREE	4	363	9.0%	20.3%
STRONGLY DISAGREE	5	170	4.2%	9.5%
SUBTOTALS:		1784	44.2%	100.0%
RESERVED CODES:				
DON'T KNOW	D	65	1.6%	n/a
NO ANSWER	N	136	3.4%	n/a
NOT APPLICABLE	I	2029	50.3%	n/a

Codebook and Unweighted Frequencies for the 2021 General Social Survey (GSS)

ISSP Social Inequality

Variable: GOVUNEMP Type: Numeric

Label:

The government should provide a decent standard of living for the unemployed.

Notes:

LABEL	VALUE	COUNT	PCT	PCT Excl. Reserve Codes
SKIPPED ON WEB	S	18	0.4%	n/a
TOTALS:		4032	100.0%	100.0%

Variable: MKT1 Type: Numeric

Label:

It is the responsibility of private companies to reduce the differences in pay between their employees with high pay and those with low pay.

Notes:

LABEL	VALUE	COUNT	PCT	PCT Excl. Reserve Codes
STRONGLY AGREE	1	384	9.5%	21.5%
AGREE	2	680	16.9%	38.0%
NEITHER AGREE NOR DISAGREE	3	425	10.5%	23.7%
DISAGREE	4	224	5.6%	12.5%
STRONGLY DISAGREE	5	77	1.9%	4.3%
SUBTOTALS:		1790	44.4%	100.0%
RESERVED CODES:				
DON'T KNOW	D	61	1.5%	n/a
NO ANSWER	N	135	3.3%	n/a
NOT APPLICABLE	I	2029	50.3%	n/a
SKIPPED ON WEB	S	17	0.4%	n/a
TOTALS:		4032	100.0%	100.0%

Codebook and Unweighted Frequencies for the 2021 General Social Survey (GSS)

ISSP Social Inequality

Variable: RESPINEQ Type: Numeric

Label: From the following list,
who do you think should have the greatest responsibility for reducing differences in income
between people with high incomes and people with low incomes?

Notes:

LABEL	VALUE	COUNT	PCT	PCT Excl. Reserve Codes
PRIVATE COMPANIES	1	515	12.8%	33.6%
GOVERNMENT	2	539	13.4%	35.1%
TRADE UNIONS	3	87	2.2%	5.7%
HIGH-INCOME INDIVIDUALS THEMSELVES	4	97	2.4%	6.3%
LOW-INCOME INDIVIDUALS THEMSELVES	5	122	3.0%	7.9%
INCOME DIFFERENCES DO NOT NEED TO BE REDUCED	6	175	4.3%	11.4%
SUBTOTALS:		1535	38.1%	100.0%
RESERVED CODES:				
CAN'T CHOOSE	D	311	7.7%	n/a
NO ANSWER	N	143	3.5%	n/a
NOT APPLICABLE	I	2029	50.3%	n/a
SKIPPED ON WEB	S	14	0.3%	n/a
TOTALS:		4032	100.0%	100.0%

Variable: GOVINEQ1 Type: Numeric

Label:
To what extent do you agree or disagree with the following statement:
Most politicians in America do not care about reducing the differences in
income between people with high incomes and people with low incomes.

Notes:

LABEL	VALUE	COUNT	PCT	PCT Excl. Reserve Codes
STRONGLY AGREE	1	593	14.7%	33.9%
AGREE	2	692	17.2%	39.6%
NEITHER AGREE NOR DISAGREE	3	338	8.4%	19.3%
DISAGREE	4	103	2.6%	5.9%
STRONGLY DISAGREE	5	23	0.6%	1.3%
SUBTOTALS:		1749	43.4%	100.0%
RESERVED CODES:				
CAN'T CHOOSE	D	94	2.3%	n/a
NO ANSWER	N	145	3.6%	n/a
NOT APPLICABLE	I	2029	50.3%	n/a

Codebook and Unweighted Frequencies for the 2021 General Social Survey (GSS)

ISSP Social Inequality

Variable: GOVINEQ1 Type: Numeric

Label:

To what extent do you agree or disagree with the following statement:
Most politicians in America do not care about reducing the differences in
income between people with high incomes and people with low incomes.

Notes:

LABEL	VALUE	COUNT	PCT	PCT Excl. Reserve Codes
SKIPPED ON WEB	S	15	0.4%	n/a
TOTALS:		4032	100.0%	100.0%

Variable: GOVINEQ2 Type: Numeric

Label:

How successful do you think the government in America is nowadays in reducing the
differences in income between people with high incomes and people with low
incomes?

Notes:

LABEL	VALUE	COUNT	PCT	PCT Excl. Reserve Codes
VERY SUCCESSFUL	1	13	0.3%	0.8%
QUITE SUCCESSFUL	2	46	1.1%	2.7%
NEITHER SUCCESSFUL NOR UNSUCCESSFUL	3	490	12.2%	28.6%
QUITE UNSUCCESSFUL	4	648	16.1%	37.9%
VERY UNSUCCESSFUL	5	515	12.8%	30.1%
SUBTOTALS:		1712	42.5%	100.0%
RESERVED CODES:				
CAN'T CHOOSE	D	135	3.3%	n/a
NO ANSWER	N	145	3.6%	n/a
NOT APPLICABLE	I	2029	50.3%	n/a
SKIPPED ON WEB	S	11	0.3%	n/a
TOTALS:		4032	100.0%	100.0%

Codebook and Unweighted Frequencies for the 2021 General Social Survey (GSS)

ISSP Social Inequality

Variable: TAXSHARE Type: Numeric

Label:

Do you think people with high incomes should pay a larger share of their income in taxes than those with low incomes, the same share, or a smaller share?

Notes:

LABEL	VALUE	COUNT	PCT	PCT Excl. Reserve Codes
MUCH LARGER SHARE	1	512	12.7%	29.3%
LARGE	2	760	18.8%	43.5%
THE SAME SHARE	3	432	10.7%	24.7%
SMALLER	4	32	0.8%	1.8%
MUCH SMALLER SHARE	5	12	0.3%	0.7%
SUBTOTALS:		1748	43.4%	100.0%
RESERVED CODES:				
CAN'T CHOOSE	D	101	2.5%	n/a
NO ANSWER	N	144	3.6%	n/a
NOT APPLICABLE	I	2029	50.3%	n/a
SKIPPED ON WEB	S	10	0.2%	n/a
TOTALS:		4032	100.0%	100.0%

Variable: TAXRICH Type: Numeric

Label: Generally, how would you describe taxes in America today for those with high incomes? Taxes are . . .

Notes:

LABEL	VALUE	COUNT	PCT	PCT Excl. Reserve Codes
MUCH TOO HIGH	1	98	2.4%	5.8%
TOO HIGH	2	240	6.0%	14.1%
ABOUT RIGHT	3	329	8.2%	19.3%
TOO LOW	4	614	15.2%	36.0%
MUCH TOO LOW	5	423	10.5%	24.8%
SUBTOTALS:		1704	42.3%	100.0%
RESERVED CODES:				
CAN'T CHOOSE	D	143	3.5%	n/a
NO ANSWER	N	144	3.6%	n/a
NOT APPLICABLE	I	2029	50.3%	n/a

Codebook and Unweighted Frequencies for the 2021 General Social Survey (GSS)

ISSP Social Inequality

Variable: TAXRICH Type: Numeric

Label: Generally,
how would you describe taxes in America today for those
with high incomes? Taxes are . . .

Notes:

LABEL	VALUE	COUNT	PCT	PCT Excl. Reserve Codes
SKIPPED ON WEB	S	12	0.3%	n/a
TOTALS:		4032	100.0%	100.0%

Variable: RICHHLTH Type: Numeric

Label:
Is it just or unjust – right or wrong – that people with higher incomes can buy better
health care than people with lower incomes?

Notes:

LABEL	VALUE	COUNT	PCT	PCT Excl. Reserve Codes
VERY JUST, DEFINITELY RIGHT	1	121	3.0%	6.8%
SOMEWHAT JUST, RIGHT	2	191	4.7%	10.8%
NEITHER JUST NOR UNJUST, MIXED FEELINGS	3	452	11.2%	25.5%
SOMEWHAT UNJUST, WRONG	4	421	10.4%	23.8%
VERY UNJUST, DEFINITELY WRONG	5	586	14.5%	33.1%
SUBTOTALS:		1771	43.9%	100.0%
RESERVED CODES:				
CAN'T CHOOSE	D	73	1.8%	n/a
NO ANSWER	N	144	3.6%	n/a
NOT APPLICABLE	I	2029	50.3%	n/a
SKIPPED ON WEB	S	15	0.4%	n/a
TOTALS:		4032	100.0%	100.0%

Codebook and Unweighted Frequencies for the 2021 General Social Survey (GSS)

ISSP Social Inequality

Variable: RICHEDUC Type: Numeric

Label:

Is it just or unjust – right or wrong – that people with higher incomes can buy better education for their children than people with lower incomes?

Notes:

LABEL	VALUE	COUNT	PCT	PCT Excl. Reserve Codes
VERY JUST, DEFINITELY RIGHT	1	119	3.0%	6.7%
SOMEWHAT JUST, RIGHT	2	241	6.0%	13.6%
NEITHER JUST NOR UNJUST, MIXED FEELINGS	3	422	10.5%	23.9%
SOMEWHAT UNJUST, WRONG	4	404	10.0%	22.8%
VERY UNJUST, DEFINITELY WRONG	5	583	14.5%	33.0%
SUBTOTALS:		1769	43.9%	100.0%
RESERVED CODES:				
CAN'T CHOOSE	D	70	1.7%	n/a
NO ANSWER	N	146	3.6%	n/a
NOT APPLICABLE	I	2029	50.3%	n/a
SKIPPED ON WEB	S	18	0.4%	n/a
TOTALS:		4032	100.0%	100.0%

Variable: INEQMAD Type: Numeric

Label:

Some people feel angry about differences in wealth between the rich and the poor, while others do not.
How do you feel when you think about differences in wealth between the rich and the poor in America?
Please place yourself on a scale of 0 to 10, where 0 means not angry at all and 10 means extremely angry.

Notes:

LABEL	VALUE	COUNT	PCT	PCT Excl. Reserve Codes
NOT ANGRY AT ALL	0	266	6.6%	15.0%
	1	1380	34.2%	77.6%
EXTREMELY ANGRY	10	132	3.3%	7.4%
SUBTOTALS:		1778	44.1%	100.0%
RESERVED CODES:				
CAN'T CHOOSE	D	68	1.7%	n/a
NO ANSWER	N	147	3.6%	n/a
NOT APPLICABLE	I	2029	50.3%	n/a

Codebook and Unweighted Frequencies for the 2021 General Social Survey (GSS)

ISSP Social Inequality

Variable: INEQMAD Type: Numeric

Label:

Some people feel angry about differences in wealth between the rich and the poor, while others do not. How do you feel when you think about differences in wealth between the rich and the poor in America? Please place yourself on a scale of 0 to 10, where 0 means not angry at all and 10 means extremely angry.

Notes:

LABEL	VALUE	COUNT	PCT	PCT Excl. Reserve Codes
SKIPPED ON WEB	S	10	0.2%	n/a
TOTALS:		4032	100.0%	100.0%

Variable: LDCGAP Type: Numeric

Label:

(Turning to international differences, to what extent do you agree or disagree with the following statements?) Present economic differences between rich and poor countries are too large.

Notes:

LABEL	VALUE	COUNT	PCT	PCT Excl. Reserve Codes
STRONGLY AGREE	1	365	9.1%	21.5%
AGREE	2	619	15.4%	36.4%
NEITHER AGREE NOR DISAGREE	3	587	14.6%	34.5%
DISAGREE	4	81	2.0%	4.8%
STRONGLY DISAGREE	5	48	1.2%	2.8%
SUBTOTALS:		1700	42.2%	100.0%
RESERVED CODES:				
CAN'T CHOOSE	D	138	3.4%	n/a
NO ANSWER	N	150	3.7%	n/a
NOT APPLICABLE	I	2029	50.3%	n/a
SKIPPED ON WEB	S	15	0.4%	n/a
TOTALS:		4032	100.0%	100.0%

Codebook and Unweighted Frequencies for the 2021 General Social Survey (GSS)

ISSP Social Inequality

Variable: LDCTAX Type: Numeric

Label:

(Turning to international differences,
to what extent do you agree or disagree with the following statements?)
People in wealthy countries should make an additional tax contribution
to help people in poor countries.

Notes:

LABEL	VALUE	COUNT	PCT	PCT Excl. Reserve Codes
STRONGLY AGREE	1	150	3.7%	8.7%
AGREE	2	335	8.3%	19.5%
NEITHER AGREE NOR DISAGREE	3	548	13.6%	31.8%
DISAGREE	4	438	10.9%	25.4%
STRONGLY DISAGREE	5	251	6.2%	14.6%
SUBTOTALS:		1722	42.7%	100.0%
RESERVED CODES:				
CAN'T CHOOSE	D	109	2.7%	n/a
NO ANSWER	N	154	3.8%	n/a
NOT APPLICABLE	I	2029	50.3%	n/a
SKIPPED ON WEB	S	18	0.4%	n/a
TOTALS:		4032	100.0%	100.0%

Variable: MIGRPOOR Type: Numeric

Label:

(Turning to international differences,
to what extent do you agree or disagree with the following statements?)
People from poor countries should be allowed to work in wealthy
countries.

Notes:

LABEL	VALUE	COUNT	PCT	PCT Excl. Reserve Codes
STRONGLY AGREE	1	280	6.9%	16.1%
AGREE	2	770	19.1%	44.2%
NEITHER AGREE NOR DISAGREE	3	498	12.4%	28.6%
DISAGREE	4	145	3.6%	8.3%
STRONGLY DISAGREE	5	49	1.2%	2.8%
SUBTOTALS:		1742	43.2%	100.0%
RESERVED CODES:				
CAN'T CHOOSE	D	91	2.3%	n/a

Codebook and Unweighted Frequencies for the 2021 General Social Survey (GSS)

ISSP Social Inequality

Variable: MIGRPOOR Type: Numeric

Label:
 (Turning to international differences,
 to what extent do you agree or disagree with the following statements?)
 People from poor countries should be allowed to work in wealthy
 countries.

Notes:

LABEL	VALUE	COUNT	PCT	PCT Excl. Reserve Codes
NO ANSWER	N	156	3.9%	n/a
NOT APPLICABLE	I	2029	50.3%	n/a
SKIPPED ON WEB	S	14	0.3%	n/a
TOTALS:		4032	100.0%	100.0%

Variable: CONWLTH Type: Numeric

Label:
 (In all countries,
 there are differences or even conflicts between different social groups.
 In your opinion, in America how much conflict is there between . . .)
 Poor people and rich people?

Notes:

LABEL	VALUE	COUNT	PCT	PCT Excl. Reserve Codes
VERY STRONG CONFLICTS	1	255	6.3%	15.2%
STRONG CONFLICTS	2	849	21.1%	50.7%
NOT VERY STRONG CONFLICTS	3	526	13.0%	31.4%
THERE ARE NO CONFLICTS	4	45	1.1%	2.7%
SUBTOTALS:		1675	41.5%	100.0%
RESERVED CODES:				
CAN'T CHOOSE	D	150	3.7%	n/a
NO ANSWER	N	158	3.9%	n/a
NOT APPLICABLE	I	2029	50.3%	n/a
SKIPPED ON WEB	S	20	0.5%	n/a
TOTALS:		4032	100.0%	100.0%

Codebook and Unweighted Frequencies for the 2021 General Social Survey (GSS)

ISSP Social Inequality

Variable: CONCLASS Type: Numeric

Label:
(In all countries,
there are differences or even conflicts between different social groups.
In your opinion, in America how much conflict is there between . . .)
The working class and the middle class?

Notes:

LABEL	VALUE	COUNT	PCT	PCT Excl. Reserve Codes
VERY STRONG CONFLICTS	1	69	1.7%	4.1%
STRONG CONFLICTS	2	416	10.3%	24.5%
NOT VERY STRONG CONFLICTS	3	1057	26.2%	62.1%
THERE ARE NO CONFLICTS	4	159	3.9%	9.3%
SUBTOTALS:		1701	42.2%	100.0%
RESERVED CODES:				
CAN'T CHOOSE	D	120	3.0%	n/a
NO ANSWER	N	158	3.9%	n/a
NOT APPLICABLE	I	2029	50.3%	n/a
SKIPPED ON WEB	S	24	0.6%	n/a
TOTALS:		4032	100.0%	100.0%

Variable: CONUNION Type: Numeric

Label:
(In all countries,
there are differences or even conflicts between different social groups.
In your opinion, in America how much conflict is there between . . .)
Management and workers?

Notes:

LABEL	VALUE	COUNT	PCT	PCT Excl. Reserve Codes
VERY STRONG CONFLICTS	1	140	3.5%	8.3%
STRONG CONFLICTS	2	721	17.9%	42.7%
NOT VERY STRONG CONFLICTS	3	780	19.3%	46.2%
THERE ARE NO CONFLICTS	4	46	1.1%	2.7%
SUBTOTALS:		1687	41.8%	100.0%
RESERVED CODES:				
CAN'T CHOOSE	D	142	3.5%	n/a
NO ANSWER	N	159	3.9%	n/a
NOT APPLICABLE	I	2029	50.3%	n/a

Codebook and Unweighted Frequencies for the 2021 General Social Survey (GSS)

ISSP Social Inequality

Variable: CONUNION Type: Numeric

Label:
(In all countries,
there are differences or even conflicts between different social groups.
In your opinion, in America how much conflict is there between . . .)
Management and workers?

Notes:

LABEL	VALUE	COUNT	PCT	PCT Excl. Reserve Codes
SKIPPED ON WEB	S	15	0.4%	n/a
TOTALS:		4032	100.0%	100.0%

Variable: CONAGE Type: Numeric

Label:
(In all countries,
there are differences or even conflicts between different social groups.
In your opinion, in America how much conflict is there between . . .)
Young people and older people?

Notes:

LABEL	VALUE	COUNT	PCT	PCT Excl. Reserve Codes
VERY STRONG CONFLICTS	1	138	3.4%	8.0%
STRONG CONFLICTS	2	537	13.3%	31.3%
NOT VERY STRONG CONFLICTS	3	925	22.9%	53.9%
THERE ARE NO CONFLICTS	4	116	2.9%	6.8%
SUBTOTALS:		1716	42.6%	100.0%
RESERVED CODES:				
CAN'T CHOOSE	D	111	2.8%	n/a
NO ANSWER	N	159	3.9%	n/a
NOT APPLICABLE	I	2029	50.3%	n/a
SKIPPED ON WEB	S	17	0.4%	n/a
TOTALS:		4032	100.0%	100.0%

Codebook and Unweighted Frequencies for the 2021 General Social Survey (GSS)

ISSP Social Inequality

Variable: CONIMM Type: Numeric

Label:
(In all countries,
there are differences or even conflicts between different social groups.
In your opinion, in America how much conflict is there between . . .)
People born in America and people from other countries who have
come to live in America?

Notes:

LABEL	VALUE	COUNT	PCT	PCT Excl. Reserve Codes
VERY STRONG CONFLICTS	1	244	6.1%	14.4%
STRONG CONFLICTS	2	854	21.2%	50.2%
NOT VERY STRONG CONFLICTS	3	558	13.8%	32.8%
THERE ARE NO CONFLICTS	4	44	1.1%	2.6%
SUBTOTALS:		1700	42.2%	100.0%
RESERVED CODES:				
CAN'T CHOOSE	D	126	3.1%	n/a
NO ANSWER	N	160	4.0%	n/a
NOT APPLICABLE	I	2029	50.3%	n/a
SKIPPED ON WEB	S	17	0.4%	n/a
TOTALS:		4032	100.0%	100.0%

Variable: RANK1 Type: Numeric

Label:
In our society there are groups which tend to be towards the
top and groups which tend to be towards the bottom.
On the Hand card is a scale that runs from top to bottom.
Where would you put yourself now on this scale?

Notes:

LABEL	VALUE	COUNT	PCT	PCT Excl. Reserve Codes
1 - TOP	1	34	0.8%	1.9%
	2	1738	43.1%	95.9%
10 - BOTTOM	10	40	1.0%	2.2%
SUBTOTALS:		1812	44.9%	100.0%
RESERVED CODES:				
DON'T KNOW	D	5	0.1%	n/a
NO ANSWER	N	161	4.0%	n/a
NOT APPLICABLE	I	2029	50.3%	n/a

Codebook and Unweighted Frequencies for the 2021 General Social Survey (GSS)

ISSP Social Inequality

Variable: RANK1 Type: Numeric

Label:

In our society there are groups which tend to be towards the top and groups which tend to be towards the bottom. On the Hand card is a scale that runs from top to bottom. Where would you put yourself now on this scale?

Notes:

LABEL	VALUE	COUNT	PCT	PCT Excl. Reserve Codes
SKIPPED ON WEB	S	25	0.6%	n/a
TOTALS:		4032	100.0%	100.0%

Variable: RANK16 Type: Numeric

Label: If you think about the family that you grew up in, where did they fit in then?

Notes:

LABEL	VALUE	COUNT	PCT	PCT Excl. Reserve Codes
1 - TOP	1	34	0.8%	1.9%
	2	1719	42.6%	95.1%
10 - BOTTOM	10	55	1.4%	3.0%
SUBTOTALS:		1808	44.8%	100.0%
RESERVED CODES:				
DON'T KNOW	D	4	0.1%	n/a
NO ANSWER	N	163	4.0%	n/a
NOT APPLICABLE	I	2029	50.3%	n/a
SKIPPED ON WEB	S	28	0.7%	n/a
TOTALS:		4032	100.0%	100.0%

Codebook and Unweighted Frequencies for the 2021 General Social Survey (GSS)

ISSP Social Inequality

Variable: RANK10FUT Type: Numeric

Label:

(In our society there are groups which tend to be towards the top and groups which tend to be towards the bottom. On the handcard is a scale that runs from top to bottom.) And thinking ahead 10 years from now, where do you think you will be on a scale of 1 to 10, where 1 is the top and 10 the bottom?

Notes:

LABEL	VALUE	COUNT	PCT	PCT Excl. Reserve Codes
1 - TOP	1	77	1.9%	4.3%
	2	1667	41.3%	93.0%
10 - BOTTOM	10	49	1.2%	2.7%
SUBTOTALS:		1793	44.5%	100.0%
RESERVED CODES:				
DON'T KNOW	D	12	0.3%	n/a
NO ANSWER	N	165	4.1%	n/a
NOT APPLICABLE	I	2029	50.3%	n/a
SKIPPED ON WEB	S	33	0.8%	n/a
TOTALS:		4032	100.0%	100.0%

Variable: PAYRESP Type: Numeric

Label:

(In deciding how much people ought to earn, how important should each of these things be, in your opinion . . .)
How much responsibility goes with the job – how important do you think that ought to be in deciding pay?

Notes:

LABEL	VALUE	COUNT	PCT	PCT Excl. Reserve Codes
ESSENTIAL	1	436	10.8%	24.7%
VERY IMPORTANT	2	950	23.6%	53.8%
FAIRLY IMPORTANT	3	357	8.9%	20.2%
NOT VERY IMPORTANT	4	12	0.3%	0.7%
NOT IMPORTANT AT ALL	5	12	0.3%	0.7%
SUBTOTALS:		1767	43.8%	100.0%
RESERVED CODES:				
CAN'T CHOOSE	D	61	1.5%	n/a

Codebook and Unweighted Frequencies for the 2021 General Social Survey (GSS)

ISSP Social Inequality

Variable: PAYRESP Type: Numeric

Label:

(In deciding how much people ought to earn, how important should each of these things be, in your opinion . . .)

How much responsibility goes with the job – how important do you think that ought to be in deciding pay?

Notes:

LABEL	VALUE	COUNT	PCT	PCT Excl. Reserve Codes
NO ANSWER	N	164	4.1%	n/a
NOT APPLICABLE	I	2029	50.3%	n/a
SKIPPED ON WEB	S	11	0.3%	n/a
TOTALS:		4032	100.0%	100.0%

Variable: PAYEDTRN Type: Numeric

Label:

(In deciding how much people ought to earn, how important should each of these things be, in your opinion . . .)

The number of years spent in education and training?

Notes:

LABEL	VALUE	COUNT	PCT	PCT Excl. Reserve Codes
ESSENTIAL	1	242	6.0%	13.7%
VERY IMPORTANT	2	759	18.8%	42.9%
FAIRLY IMPORTANT	3	622	15.4%	35.1%
NOT VERY IMPORTANT	4	125	3.1%	7.1%
NOT IMPORTANT AT ALL	5	23	0.6%	1.3%
SUBTOTALS:		1771	43.9%	100.0%
RESERVED CODES:				
CAN'T CHOOSE	D	53	1.3%	n/a
NO ANSWER	N	166	4.1%	n/a
NOT APPLICABLE	I	2029	50.3%	n/a
SKIPPED ON WEB	S	13	0.3%	n/a
TOTALS:		4032	100.0%	100.0%

Codebook and Unweighted Frequencies for the 2021 General Social Survey (GSS)

ISSP Social Inequality

Variable: PAYCHILD Type: Numeric

Label:

(In deciding how much people ought to earn, how important should each of these things be, in your opinion . . .) Whether the person has children to support?

Notes:

LABEL	VALUE	COUNT	PCT	PCT Excl. Reserve Codes
ESSENTIAL	1	91	2.3%	5.3%
VERY IMPORTANT	2	242	6.0%	14.0%
FAIRLY IMPORTANT	3	413	10.2%	23.9%
NOT VERY IMPORTANT	4	544	13.5%	31.5%
NOT IMPORTANT AT ALL	5	439	10.9%	25.4%
SUBTOTALS:		1729	42.9%	100.0%
RESERVED CODES:				
CAN'T CHOOSE	D	86	2.1%	n/a
NO ANSWER	N	167	4.1%	n/a
NOT APPLICABLE	I	2029	50.3%	n/a
SKIPPED ON WEB	S	21	0.5%	n/a
TOTALS:		4032	100.0%	100.0%

Variable: PAYDOWEL Type: Numeric

Label:

(In deciding how much people ought to earn, how important should each of these things be, in your opinion . . .) How well he or she does the job?

Notes:

LABEL	VALUE	COUNT	PCT	PCT Excl. Reserve Codes
ESSENTIAL	1	763	18.9%	43.4%
VERY IMPORTANT	2	796	19.7%	45.2%
FAIRLY IMPORTANT	3	171	4.2%	9.7%
NOT VERY IMPORTANT	4	24	0.6%	1.4%
NOT IMPORTANT AT ALL	5	6	0.1%	0.3%
SUBTOTALS:		1760	43.7%	100.0%
RESERVED CODES:				
CAN'T CHOOSE	D	55	1.4%	n/a
NO ANSWER	N	166	4.1%	n/a
NOT APPLICABLE	I	2029	50.3%	n/a

Codebook and Unweighted Frequencies for the 2021 General Social Survey (GSS)

ISSP Social Inequality

Variable: PAYDOWEL Type: Numeric

Label:

(In deciding how much people ought to earn, how important should each of these things be, in your opinion . . .) How well he or she does the job?

Notes:

LABEL	VALUE	COUNT	PCT	PCT Excl. Reserve Codes
SKIPPED ON WEB	S	22	0.5%	n/a
TOTALS:		4032	100.0%	100.0%

Variable: SOCTYPE1 Type: Numeric

Label:

(These five diagrams show different types of society. Please read the descriptions and look at the diagrams and decide which you think best describes America . . .) First, what type of society is America today – which diagram comes closest?

Notes:

LABEL	VALUE	COUNT	PCT	PCT Excl. Reserve Codes
TYPE A	1	436	10.8%	25.1%
TYPE B	2	680	16.9%	39.1%
TYPE C	3	268	6.6%	15.4%
TYPE D	4	307	7.6%	17.7%
TYPE E	5	48	1.2%	2.8%
SUBTOTALS:		1739	43.1%	100.0%
RESERVED CODES:				
CAN'T CHOOSE	D	73	1.8%	n/a
NO ANSWER	N	177	4.4%	n/a
NOT APPLICABLE	I	2029	50.3%	n/a
SKIPPED ON WEB	S	14	0.3%	n/a
TOTALS:		4032	100.0%	100.0%

Codebook and Unweighted Frequencies for the 2021 General Social Survey (GSS)

ISSP Social Inequality

Variable: SOCTYPE2 Type: Numeric

Label:

What do you think America ought to be like – which would you prefer?

Notes:

LABEL	VALUE	COUNT	PCT	PCT Excl. Reserve Codes
TYPE A	1	27	0.7%	1.6%
TYPE B	2	87	2.2%	5.1%
TYPE C	3	194	4.8%	11.5%
TYPE D	4	965	23.9%	57.1%
TYPE E	5	417	10.3%	24.7%
SUBTOTALS:		1690	41.9%	100.0%
RESERVED CODES:				
CAN'T CHOOSE	D	107	2.7%	n/a
NO ANSWER	N	178	4.4%	n/a
NOT APPLICABLE	I	2029	50.3%	n/a
SKIPPED ON WEB	S	28	0.7%	n/a
TOTALS:		4032	100.0%	100.0%

Variable: FAIRDIST Type: Numeric

Label:

How fair or unfair do you think the income distribution is in America?

Notes:

LABEL	VALUE	COUNT	PCT	PCT Excl. Reserve Codes
VERY FAIR	1	74	1.8%	4.5%
FAIR	2	406	10.1%	24.6%
UNFAIR	3	805	20.0%	48.7%
VERY UNFAIR	4	367	9.1%	22.2%
SUBTOTALS:		1652	41.0%	100.0%
RESERVED CODES:				
CAN'T CHOOSE	D	166	4.1%	n/a
NO ANSWER	N	174	4.3%	n/a
NOT APPLICABLE	I	2029	50.3%	n/a
SKIPPED ON WEB	S	11	0.3%	n/a
TOTALS:		4032	100.0%	100.0%

Codebook and Unweighted Frequencies for the 2021 General Social Survey (GSS)

ISSP Social Inequality

Variable: CONTPOOR Type: Numeric

Label:

How often do you have any contact with people who are a lot poorer than you when you are out and about? This might be in the street, on public transport, in shops, in your neighborhood, or at your workplace.

Notes:

LABEL	VALUE	COUNT	PCT	PCT Excl. Reserve Codes
NEVER	1	80	2.0%	4.7%
LESS THAN ONCE A MONTH	2	240	6.0%	14.1%
ONCE A MONTH	3	151	3.7%	8.9%
SEVERAL TIMES A MONTH	4	378	9.4%	22.2%
ONCE A WEEK	5	128	3.2%	7.5%
SEVERAL TIMES A WEEK	6	377	9.4%	22.1%
EVERY DAY	7	350	8.7%	20.5%
SUBTOTALS:		1704	42.3%	100.0%
RESERVED CODES:				
CAN'T CHOOSE	D	112	2.8%	n/a
NO ANSWER	N	174	4.3%	n/a
NOT APPLICABLE	I	2029	50.3%	n/a
SKIPPED ON WEB	S	13	0.3%	n/a
TOTALS:		4032	100.0%	100.0%

Variable: CONTRICH Type: Numeric

Label:

How often do you have any contact with people who are a lot richer than you when you are out and about? This might be in the street, on public transport, in shops, in your neighborhood, or at your workplace.

Notes:

LABEL	VALUE	COUNT	PCT	PCT Excl. Reserve Codes
NEVER	1	158	3.9%	9.3%
LESS THAN ONCE A MONTH	2	349	8.7%	20.5%
ONCE A MONTH	3	188	4.7%	11.0%
SEVERAL TIMES A MONTH	4	399	9.9%	23.4%
ONCE A WEEK	5	110	2.7%	6.4%
SEVERAL TIMES A WEEK	6	294	7.3%	17.2%

Codebook and Unweighted Frequencies for the 2021 General Social Survey (GSS)

ISSP Social Inequality

Variable: CONTRICH Type: Numeric

Label:

How often do you have any contact with people who are a lot richer than you when you are out and about? This might be in the street, on public transport, in shops, in your neighborhood, or at your workplace.

Notes:

LABEL	VALUE	COUNT	PCT	PCT Excl. Reserve Codes
EVERY DAY	7	208	5.2%	12.2%
SUBTOTALS:		1706	42.3%	100.0%
RESERVED CODES:				
CAN'T CHOOSE	D	104	2.6%	n/a
NO ANSWER	N	175	4.3%	n/a
NOT APPLICABLE	I	2029	50.3%	n/a
SKIPPED ON WEB	S	18	0.4%	n/a
TOTALS:		4032	100.0%	100.0%

Variable: ENDSMEET Type: Numeric

Label: Thinking of your household's total income, including all the sources of income of all the members who contribute to it, how difficult or easy is it currently for your household to make ends meet?

Notes:

LABEL	VALUE	COUNT	PCT	PCT Excl. Reserve Codes
VERY DIFFICULT	1	129	3.2%	7.3%
FAIRLY DIFFICULT	2	321	8.0%	18.2%
NIETHER EASY NOR DIFFICULT	3	548	13.6%	31.1%
FAIRLY EASY	4	485	12.0%	27.5%
VERY EASY	5	280	6.9%	15.9%
SUBTOTALS:		1763	43.7%	100.0%
RESERVED CODES:				
DON'T KNOW	D	53	1.3%	n/a
NO ANSWER	N	176	4.4%	n/a
NOT APPLICABLE	I	2029	50.3%	n/a
SKIPPED ON WEB	S	11	0.3%	n/a
TOTALS:		4032	100.0%	100.0%

Codebook and Unweighted Frequencies for the 2021 General Social Survey (GSS)

ISSP Social Inequality

Variable: ENDSME12 Type: Numeric

Label: And during the next 12 months,
how difficult or easy do you think it will be for your household to make
ends meet?

Notes:

LABEL	VALUE	COUNT	PCT	PCT Excl. Reserve Codes
VERY DIFFICULT	1	132	3.3%	7.5%
FAIRLY DIFFICULT	2	349	8.7%	19.9%
NEITHER EASY NOR DIFFICULT	3	507	12.6%	28.9%
FAIRLY EASY	4	488	12.1%	27.9%
VERY EASY	5	276	6.8%	15.8%
SUBTOTALS:		1752	43.5%	100.0%
RESERVED CODES:				
CAN'T CHOOSE	D	59	1.5%	n/a
NO ANSWER	N	176	4.4%	n/a
NOT APPLICABLE	I	2029	50.3%	n/a
SKIPPED ON WEB	S	16	0.4%	n/a
TOTALS:		4032	100.0%	100.0%

Variable: SKIPMEAL Type: Numeric

Label:
How often do you or other members of your household skip a meal
because there is not enough money for food?

Notes:

LABEL	VALUE	COUNT	PCT	PCT Excl. Reserve Codes
NEVER	1	1471	36.5%	83.2%
LESS THAN ONCE A MONTH	2	107	2.7%	6.1%
ONCE A MONTH	3	46	1.1%	2.6%
SEVERAL TIMES A MONTH	4	82	2.0%	4.6%
ONCE A WEEK	5	18	0.4%	1.0%
SEVERAL TIMES A WEEK	6	31	0.8%	1.8%
EVERY DAY	7	12	0.3%	0.7%
SUBTOTALS:		1767	43.8%	100.0%
RESERVED CODES:				
CAN'T CHOOSE	D	52	1.3%	n/a
NO ANSWER	N	176	4.4%	n/a

Codebook and Unweighted Frequencies for the 2021 General Social Survey (GSS)

ISSP Social Inequality

Variable: SKIPMEAL Type: Numeric

Label:

How often do you or other members of your household skip a meal because there is not enough money for food?

Notes:

LABEL	VALUE	COUNT	PCT	PCT Excl. Reserve Codes
NOT APPLICABLE	I	2029	50.3%	n/a
SKIPPED ON WEB	S	8	0.2%	n/a
TOTALS:		4032	100.0%	100.0%

Variable: CANTRUST Type: Numeric

Label: Generally speaking,

would you say that people can be trusted or that you can't be too careful in dealing with people?

Notes:

LABEL	VALUE	COUNT	PCT	PCT Excl. Reserve Codes
PEOPLE CAN ALMOST ALWAYS BE TRUSTED	1	71	1.8%	4.1%
PEOPLE CAN USUALLY BE TRUSTED	2	714	17.7%	41.0%
YOU USUALLY CAN'T BE TOO CAREFUL IN DEALING WITH PEOPLE	3	750	18.6%	43.1%
YOU ALMOST ALWAYS CAN'T BE TOO CAREFUL IN DEALING WITH PEOPLE	4	205	5.1%	11.8%
SUBTOTALS:		1740	43.2%	100.0%
RESERVED CODES:				
CAN'T CHOOSE	D	77	1.9%	n/a
NO ANSWER	N	177	4.4%	n/a
NOT APPLICABLE	I	2029	50.3%	n/a
SKIPPED ON WEB	S	9	0.2%	n/a
TOTALS:		4032	100.0%	100.0%

Codebook and Unweighted Frequencies for the 2021 General Social Survey (GSS)

ISSP Social Inequality

Variable: CLASS1 Type: Numeric

Label:

Most people see themselves as belonging to a particular class.
Please tell me which social class you would say you belong to?

Notes:

LABEL	VALUE	COUNT	PCT	PCT Excl. Reserve Codes
LOWER CLASS	1	95	2.4%	5.3%
WORKING CLASS	2	461	11.4%	25.5%
LOWER MIDDLE CLASS	3	336	8.3%	18.6%
MIDDLE CLASS	4	666	16.5%	36.9%
UPPER MIDDLE CLASS	5	226	5.6%	12.5%
UPPER CLASS	6	22	0.5%	1.2%
SUBTOTALS:		1806	44.8%	100.0%
RESERVED CODES:				
CAN'T CHOOSE	D	4	0.1%	n/a
NO ANSWER	N	178	4.4%	n/a
NOT APPLICABLE	I	2029	50.3%	n/a
SKIPPED ON WEB	S	15	0.4%	n/a
TOTALS:		4032	100.0%	100.0%

Codebook and Unweighted Frequencies for the 2021 General Social Survey (GSS)

ISSP Environmentalism

Variable: TOPPROB1 Type: Numeric

Label:
Which of these issues is the most important for America today?

Notes:

LABEL	VALUE	COUNT	PCT	PCT Excl. Reserve Codes
HEALTH CARE	1	551	13.7%	32.6%
EDUCATION	2	216	5.4%	12.8%
CRIME	3	53	1.3%	3.1%
THE ENVIRONMENT	4	224	5.6%	13.3%
IMMIGRATION	5	68	1.7%	4.0%
THE ECONOMY	6	363	9.0%	21.5%
TERRORISM	7	50	1.2%	3.0%
POVERTY	8	99	2.5%	5.9%
NONE OF THESE	9	66	1.6%	3.9%
SUBTOTALS:		1690	41.9%	100.0%
RESERVED CODES:				
CAN'T CHOOSE	D	197	4.9%	n/a
NO ANSWER	N	140	3.5%	n/a
NOT APPLICABLE	I	2003	49.7%	n/a
SKIPPED ON WEB	S	2	0.0%	n/a
TOTALS:		4032	100.0%	100.0%

Variable: TOPPROB2 Type: Numeric

Label: Which is the next most important?

Notes:

LABEL	VALUE	COUNT	PCT	PCT Excl. Reserve Codes
HEALTH CARE	1	463	11.5%	25.6%
EDUCATION	2	332	8.2%	18.4%
CRIME	3	139	3.4%	7.7%
THE ENVIRONMENT	4	201	5.0%	11.1%
IMMIGRATION	5	88	2.2%	4.9%
THE ECONOMY	6	312	7.7%	17.3%
TERRORISM	7	52	1.3%	2.9%
POVERTY	8	159	3.9%	8.8%
NONE OF THESE	9	61	1.5%	3.4%

Codebook and Unweighted Frequencies for the 2021 General Social Survey (GSS)

ISSP Environmentalism

Variable: TOPPROB2 Type: Numeric				
Label: Which is the next most important?				
Notes:				
LABEL	VALUE	COUNT	PCT	PCT Excl. Reserve Codes
SUBTOTALS:		1807	44.8%	100.0%
RESERVED CODES:				
CAN'T CHOOSE	D	42	1.0%	n/a
NO ANSWER	N	143	3.5%	n/a
NOT APPLICABLE	I	2009	49.8%	n/a
SKIPPED ON WEB	S	31	0.8%	n/a
TOTALS:		4032	100.0%	100.0%

Variable: PRIVENT Type: Numeric				
Label: (How much do you agree or disagree with each of these statements) Private enterprise is the best way to solve America's economic problems.				
Notes:				
LABEL	VALUE	COUNT	PCT	PCT Excl. Reserve Codes
STRONGLY AGREE	1	225	5.6%	12.8%
AGREE	2	366	9.1%	20.9%
NEITHER AGREE NOR DISAGREE	3	730	18.1%	41.6%
DISAGREE	4	322	8.0%	18.4%
STRONGLY DISAGREE	5	111	2.8%	6.3%
SUBTOTALS:		1754	43.5%	100.0%
RESERVED CODES:				
CAN'T CHOOSE	D	119	3.0%	n/a
NO ANSWER	N	144	3.6%	n/a
NOT APPLICABLE	I	2003	49.7%	n/a
SKIPPED ON WEB	S	12	0.3%	n/a
TOTALS:		4032	100.0%	100.0%

Codebook and Unweighted Frequencies for the 2021 General Social Survey (GSS)

ISSP Environmentalism

Variable: GOVEQINC Type: Numeric

Label:

It is the responsibility of the government to reduce the differences in income between people with high incomes and those with low incomes.

Notes:

LABEL	VALUE	COUNT	PCT	PCT Excl. Reserve Codes
STRONGLY AGREE	1	190	4.7%	10.5%
AGREE	2	434	10.8%	24.0%
NEITHER AGREE NOR DISAGREE	3	471	11.7%	26.1%
DISAGREE	4	387	9.6%	21.4%
STRONGLY DISAGREE	5	324	8.0%	17.9%
SUBTOTALS:		1806	44.8%	100.0%
RESERVED CODES:				
CAN'T CHOOSE	D	65	1.6%	n/a
NO ANSWER	N	147	3.6%	n/a
NOT APPLICABLE	I	2003	49.7%	n/a
SKIPPED ON WEB	S	11	0.3%	n/a
TOTALS:		4032	100.0%	100.0%

Variable: IMPORTS Type: Numeric

Label:

America should limit the import of foreign products in order to protect its national economy.

Notes:

LABEL	VALUE	COUNT	PCT	PCT Excl. Reserve Codes
STRONGLY AGREE	1	195	4.8%	10.8%
AGREE	2	617	15.3%	34.3%
NEITHER AGREE NOR DISAGREE	3	607	15.1%	33.7%
DISAGREE	4	326	8.1%	18.1%
STRONGLY DISAGREE	5	55	1.4%	3.1%
SUBTOTALS:		1800	44.6%	100.0%
RESERVED CODES:				
DON'T KNOW	D	66	1.6%	n/a
NO ANSWER	N	149	3.7%	n/a
NOT APPLICABLE	I	2003	49.7%	n/a

Codebook and Unweighted Frequencies for the 2021 General Social Survey (GSS)

*ISSP Environmentalism*Variable: **IMPORTS** Type: **Numeric****Label:**

America should limit the import of foreign products in order to protect its national economy.

Notes:

LABEL	VALUE	COUNT	PCT	PCT Excl. Reserve Codes
SKIPPED ON WEB	S	14	0.3%	n/a
TOTALS:		4032	100.0%	100.0%

Variable: **IMMLIMIT** Type: **Numeric****Label:**

America should limit immigration in order to protect our national way of life.

Notes:

LABEL	VALUE	COUNT	PCT	PCT Excl. Reserve Codes
STRONGLY AGREE	1	194	4.8%	10.7%
AGREE	2	433	10.7%	23.9%
NEITHER AGREE NOR DISAGREE	3	471	11.7%	26.0%
DISAGREE	4	484	12.0%	26.7%
STRONGLY DISAGREE	5	231	5.7%	12.7%
SUBTOTALS:		1813	45.0%	100.0%
RESERVED CODES:				
DON'T KNOW	D	56	1.4%	n/a
NO ANSWER	N	151	3.7%	n/a
NOT APPLICABLE	I	2003	49.7%	n/a
SKIPPED ON WEB	S	9	0.2%	n/a
TOTALS:		4032	100.0%	100.0%

Codebook and Unweighted Frequencies for the 2021 General Social Survey (GSS)

ISSP Environmentalism

Variable: POWRORGS Type: Numeric

Label:
International organizations are taking away too much power from the American government.

Notes:

LABEL	VALUE	COUNT	PCT	PCT Excl. Reserve Codes
STRONGLY AGREE	1	174	4.3%	9.4%
AGREE	2	377	9.4%	20.4%
NEITHER AGREE NOR DISAGREE	3	618	15.3%	33.4%
DISAGREE	4	446	11.1%	24.1%
STRONGLY DISAGREE	5	131	3.2%	7.1%
6	6	103	2.6%	5.6%
SUBTOTALS:		1849	45.9%	100.0%
RESERVED CODES:				
CAN'T CHOOSE	D	9	0.2%	n/a
NO ANSWER	N	1	0.0%	n/a
NOT APPLICABLE	I	2156	53.5%	n/a
SKIPPED ON WEB	S	17	0.4%	n/a
TOTALS:		4032	100.0%	100.0%

Variable: POSTMAT1 Type: Numeric

Label: Looking at the list on the hand card, please tell me the one thing you think should be America's highest priority, the most important thing it should do.

Notes:

LABEL	VALUE	COUNT	PCT	PCT Excl. Reserve Codes
MAINTAIN ORDER IN THE NATION	1	509	12.6%	31.6%
GIVE PEOPLE MORE SAY IN GOVERNMENT DECISIONS	2	618	15.3%	38.4%
FIGHT RISING PRICES	3	141	3.5%	8.8%
PROTECT FREEDOM OF SPEECH	4	342	8.5%	21.2%
SUBTOTALS:		1610	39.9%	100.0%
RESERVED CODES:				
CAN'T CHOOSE	D	251	6.2%	n/a
NO ANSWER	N	153	3.8%	n/a
NOT APPLICABLE	I	2003	49.7%	n/a

Codebook and Unweighted Frequencies for the 2021 General Social Survey (GSS)

ISSP Environmentalism

Variable: POSTMAT1 Type: Numeric

Label: Looking at the list on the hand card, please tell me the one thing you think should be America's highest priority, the most important thing it should do.

Notes:

LABEL	VALUE	COUNT	PCT	PCT Excl. Reserve Codes
SKIPPED ON WEB	S	15	0.4%	n/a
TOTALS:		4032	100.0%	100.0%

Variable: POSTMAT2 Type: Numeric

Label: And which one do you think should be America's next highest priority, the second most important thing it should do?

Notes:

LABEL	VALUE	COUNT	PCT	PCT Excl. Reserve Codes
MAINTAIN ORDER IN THE NATION	1	448	11.1%	25.9%
GIVE PEOPLE MORE SAY IN GOVERNMENT DECISIONS	2	453	11.2%	26.2%
FIGHT RISING PRICES	3	363	9.0%	21.0%
PROTECT FREEDOM OF SPEECH	4	468	11.6%	27.0%
SUBTOTALS:		1732	43.0%	100.0%
RESERVED CODES:				
CAN'T CHOOSE	D	90	2.2%	n/a
NO ANSWER	N	2168	53.8%	n/a
NOT APPLICABLE	I	5	0.1%	n/a
SKIPPED ON WEB	S	37	0.9%	n/a
TOTALS:		4032	100.0%	100.0%

Codebook and Unweighted Frequencies for the 2021 General Social Survey (GSS)

ISSP Environmentalism

Variable: TRUST5 Type: Numeric

Label: Generally speaking,
would you say that most people can be trusted,
or that you can't be too careful in dealing with people?
Please tell me what you think,
where 1 means you can't be too careful and 5 means most people can be
trusted.

Notes:

LABEL	VALUE	COUNT	PCT	PCT Excl. Reserve Codes
YOU CAN'T BE TOO CAREFUL	1	355	8.8%	19.4%
	2	1303	32.3%	71.3%
MOST PEOPLE CAN BE TRUSTED	5	170	4.2%	9.3%
SUBTOTALS:		1828	45.3%	100.0%
RESERVED CODES:				
CAN'T CHOOSE	D	41	1.0%	n/a
NO ANSWER	N	154	3.8%	n/a
NOT APPLICABLE	I	2003	49.7%	n/a
SKIPPED ON WEB	S	6	0.1%	n/a
TOTALS:		4032	100.0%	100.0%

Variable: TRRESRCH Type: Numeric

Label:
(On a scale of 0 to 10,
how much do you personally trust each of the following
institutions? 0 means you do not trust an institution at all,
and 10 means you trust it completely.)
University research centers

Notes:

LABEL	VALUE	COUNT	PCT	PCT Excl. Reserve Codes
0 - NO TRUST	0	58	1.4%	3.2%
	1	1632	40.5%	91.3%
10 - COMPLETE TRUST	10	98	2.4%	5.5%
SUBTOTALS:		1788	44.3%	100.0%
RESERVED CODES:				
CAN'T CHOOSE	D	77	1.9%	n/a
NO ANSWER	N	155	3.8%	n/a
NOT APPLICABLE	I	2003	49.7%	n/a

Codebook and Unweighted Frequencies for the 2021 General Social Survey (GSS)

ISSP Environmentalism

Variable: TRRESRCH Type: Numeric

Label:

(On a scale of 0 to 10,
how much do you personally trust each of the following
institutions? 0 means you do not trust an institution at all,
and 10 means you trust it completely.)

University research centers

Notes:

LABEL	VALUE	COUNT	PCT	PCT Excl. Reserve Codes
SKIPPED ON WEB	S	9	0.2%	n/a
TOTALS:		4032	100.0%	100.0%

Variable: TRMEDIA Type: Numeric

Label:

(On a scale of 0 to 10,
how much do you personally trust each of the following
institutions? 0 means you do not trust an institution at all,
and 10 means you trust it completely.) The news media

Notes:

LABEL	VALUE	COUNT	PCT	PCT Excl. Reserve Codes
0 - NO TRUST	0	372	9.2%	20.4%
	1	1429	35.4%	78.5%
10 - COMPLETE TRUST	10	19	0.5%	1.0%
SUBTOTALS:		1820	45.1%	100.0%
RESERVED CODES:				
CAN'T CHOOSE	D	45	1.1%	n/a
NO ANSWER	N	155	3.8%	n/a
NOT APPLICABLE	I	2003	49.7%	n/a
SKIPPED ON WEB	S	9	0.2%	n/a
TOTALS:		4032	100.0%	100.0%

Codebook and Unweighted Frequencies for the 2021 General Social Survey (GSS)

ISSP Environmentalism

Variable: TRBUSIND Type: Numeric

Label:

(On a scale of 0 to 10, how much do you personally trust each of the following institutions? 0 means you do not trust an institution at all, and 10 means you trust it completely.) Business and industry

Notes:

LABEL	VALUE	COUNT	PCT	PCT Excl. Reserve Codes
0 - NO TRUST	0	67	1.7%	3.7%
	1	1716	42.6%	95.1%
10 - COMPLETE TRUST	10	22	0.5%	1.2%
SUBTOTALS:		1805	44.8%	100.0%
RESERVED CODES:				
CAN'T CHOOSE	D	60	1.5%	n/a
NO ANSWER	N	155	3.8%	n/a
NOT APPLICABLE	I	2003	49.7%	n/a
SKIPPED ON WEB	S	9	0.2%	n/a
TOTALS:		4032	100.0%	100.0%

Variable: TRLEGIS Type: Numeric

Label:

(On a scale of 0 to 10, how much do you personally trust each of the following institutions? 0 means you do not trust an institution at all, and 10 means you trust it completely.) The U.S. Congress

Notes:

LABEL	VALUE	COUNT	PCT	PCT Excl. Reserve Codes
0 - NO TRUST	0	339	8.4%	18.6%
	1	1454	36.1%	80.0%
10 - COMPLETE TRUST	10	25	0.6%	1.4%
SUBTOTALS:		1818	45.1%	100.0%
RESERVED CODES:				
CAN'T CHOOSE	D	49	1.2%	n/a
NO ANSWER	N	156	3.9%	n/a
NOT APPLICABLE	I	2003	49.7%	n/a
SKIPPED ON WEB	S	6	0.1%	n/a
TOTALS:		4032	100.0%	100.0%

Codebook and Unweighted Frequencies for the 2021 General Social Survey (GSS)

ISSP Environmentalism

Variable: GRNCON Type: Numeric

Label: Generally speaking, how concerned are you about environmental issues? Please tell me what you think, where 1 means you are not at all concerned and 5 means you are very concerned.

Notes:

LABEL	VALUE	COUNT	PCT	PCT Excl. Reserve Codes
NOT AT ALL CONCERNED	1	81	2.0%	4.4%
	2	999	24.8%	54.8%
VERY CONCERNED	5	743	18.4%	40.8%
SUBTOTALS:		1823	45.2%	100.0%
RESERVED CODES:				
CAN'T CHOOSE	D	42	1.0%	n/a
NO ANSWER	N	157	3.9%	n/a
NOT APPLICABLE	I	2003	49.7%	n/a
SKIPPED ON WEB	S	7	0.2%	n/a
TOTALS:		4032	100.0%	100.0%

Variable: ENPRBUS Type: Numeric

Label: Here is a list of some different environmental problems. Which problem, if any, do you think is the most important for America as a whole?

Notes:

LABEL	VALUE	COUNT	PCT	PCT Excl. Reserve Codes
AIR POLLUTION	1	141	3.5%	8.6%
CHEMICALS AND PESTICIDES	2	140	3.5%	8.5%
WATER SHORTAGE	3	76	1.9%	4.6%
WATER POLLUTION	4	131	3.2%	8.0%
NUCLEAR WASTE	5	40	1.0%	2.4%
DOMESTIC WASTE DISPOSAL	6	87	2.2%	5.3%
CLIMATE CHANGE	7	642	15.9%	39.1%
GENETICALLY MODIFIED FOODS	8	115	2.9%	7.0%
USING UP OUR NATURAL RESOURCES	9	177	4.4%	10.8%
NONE OF THESE	10	93	2.3%	5.7%
SUBTOTALS:		1642	40.7%	100.0%
RESERVED CODES:				

Codebook and Unweighted Frequencies for the 2021 General Social Survey (GSS)

ISSP Environmentalism

Variable: ENPRBUS Type: Numeric

Label: Here is a list of some different environmental problems.
Which problem, if any,
do you think is the most important for America as a whole?

Notes:

LABEL	VALUE	COUNT	PCT	PCT Excl. Reserve Codes
CAN'T CHOOSE	D	217	5.4%	n/a
NO ANSWER	N	160	4.0%	n/a
NOT APPLICABLE	I	2003	49.7%	n/a
SKIPPED ON WEB	S	10	0.2%	n/a
TOTALS:		4032	100.0%	100.0%

Variable: CLMTCAUS Type: Numeric

Label: There has been a lot of discussion about the world's climate and the idea it has been changing in recent decades.
Which of the following statements comes closest to your opinion?

Notes:

LABEL	VALUE	COUNT	PCT	PCT Excl. Reserve Codes
THE WORLD'S CLIMATE HAS NOT BEEN CHANGING	1	35	0.9%	1.9%
THE WORLD'S CLIMATE HAS BEEN CHANGING MOSTLY DUE TO NATURAL PROCESSES	2	240	6.0%	12.9%
THE WORLD'S CLIMATE HAS BEEN CHANGING ABOUT EQUALLY DUE TO NATURAL PROCESSES AND HUMAN ACTIVITY	3	639	15.8%	34.4%
THE WORLD'S CLIMATE HAS BEEN CHANIGNG MOSTLY DUE TO HUMAN ACTIVITY	4	856	21.2%	46.1%
CAN'T CHOOSE	5	86	2.1%	4.6%
SUBTOTALS:		1856	46.0%	100.0%
RESERVED CODES:				
DON'T KNOW	D	4	0.1%	n/a
NO ANSWER	N	160	4.0%	n/a
NOT APPLICABLE	I	2003	49.7%	n/a
SKIPPED ON WEB	S	9	0.2%	n/a
TOTALS:		4032	100.0%	100.0%

Codebook and Unweighted Frequencies for the 2021 General Social Survey (GSS)

ISSP Environmentalism

Variable: CLMTWRLD Type: Numeric

Label: On a scale from 0 to 10, how bad or good do you think the impacts of climate change will be for the world as a whole? 0 means extremely bad, 10 means extremely good.

Notes:

LABEL	VALUE	COUNT	PCT	PCT Excl. Reserve Codes
EXTREMELY BAD	1	428	10.6%	23.8%
	2	1269	31.5%	70.7%
EXTREMELY GOOD	10	15	0.4%	0.8%
12	12	83	2.1%	4.6%
SUBTOTALS:		1795	44.5%	100.0%
RESERVED CODES:				
CAN'T CHOOSE	D	26	0.6%	n/a
NO ANSWER	N	198	4.9%	n/a
NOT APPLICABLE	I	2003	49.7%	n/a
SKIPPED ON WEB	S	10	0.2%	n/a
TOTALS:		4032	100.0%	100.0%

Variable: CLMTUSA Type: Numeric

Label: On a scale from 0 to 10, how bad or good do you think the impacts of climate change will be for America? 0 means extremely bad, 10 means extremely good.

Notes:

LABEL	VALUE	COUNT	PCT	PCT Excl. Reserve Codes
EXTREMELY BAD	1	372	9.2%	20.8%
	2	1307	32.4%	72.9%
EXTREMELY GOOD	10	24	0.6%	1.3%
12	12	89	2.2%	5.0%
SUBTOTALS:		1792	44.4%	100.0%
RESERVED CODES:				
CAN'T CHOOSE	D	20	0.5%	n/a
NO ANSWER	N	199	4.9%	n/a
NOT APPLICABLE	I	2003	49.7%	n/a
SKIPPED ON WEB	S	18	0.4%	n/a
TOTALS:		4032	100.0%	100.0%

Codebook and Unweighted Frequencies for the 2021 General Social Survey (GSS)

ISSP Environmentalism

Variable: SCIGRN Type: Numeric

Label:**(How much do you agree or disagree with each of these statements)?****Modern science will solve our environmental problems with little change to our way of life.****Notes:**

LABEL	VALUE	COUNT	PCT	PCT Excl. Reserve Codes
STRONGLY AGREE	1	35	0.9%	2.0%
AGREE	2	241	6.0%	13.6%
NEITHER AGREE NOR DISAGREE	3	525	13.0%	29.6%
DISAGREE	4	691	17.1%	39.0%
STRONGLY DISAGREE	5	280	6.9%	15.8%
SUBTOTALS:		1772	43.9%	100.0%
RESERVED CODES:				
CAN'T CHOOSE	D	86	2.1%	n/a
NO ANSWER	N	164	4.1%	n/a
NOT APPLICABLE	I	2003	49.7%	n/a
SKIPPED ON WEB	S	7	0.2%	n/a
TOTALS:		4032	100.0%	100.0%

Variable: GRNECON Type: Numeric

Label:**(How much do you agree or disagree with each of these statements?)****We worry too much about the future of the environment and not enough about prices and jobs today****Notes:**

LABEL	VALUE	COUNT	PCT	PCT Excl. Reserve Codes
STRONGLY AGREE	1	114	2.8%	6.4%
AGREE	2	310	7.7%	17.3%
NEITHER AGREE NOR DISAGREE	3	453	11.2%	25.2%
DISAGREE	4	574	14.2%	32.0%
STRONGLY DISAGREE	5	344	8.5%	19.2%
SUBTOTALS:		1795	44.5%	100.0%
RESERVED CODES:				
DON'T KNOW	D	56	1.4%	n/a
NO ANSWER	N	167	4.1%	n/a
NOT APPLICABLE	I	2003	49.7%	n/a

Codebook and Unweighted Frequencies for the 2021 General Social Survey (GSS)

ISSP Environmentalism

Variable: GRNECON Type: Numeric

Label:

(How much do you agree or disagree with each of these statements?)

We worry too much about the future of the environment and not enough about prices and jobs today

Notes:

LABEL	VALUE	COUNT	PCT	PCT Excl. Reserve Codes
SKIPPED ON WEB	S	11	0.3%	n/a
TOTALS:		4032	100.0%	100.0%

Variable: HARMSGRN Type: Numeric

Label:

(How much do you agree or disagree with each of these statements?)

Almost everything we do in modern life harms the environment.

Notes:

LABEL	VALUE	COUNT	PCT	PCT Excl. Reserve Codes
STRONGLY AGREE	1	135	3.3%	7.5%
AGREE	2	639	15.8%	35.5%
NEITHER AGREE NOR DISAGREE	3	520	12.9%	28.9%
DISAGREE	4	451	11.2%	25.1%
STRONGLY DISAGREE	5	53	1.3%	2.9%
SUBTOTALS:		1798	44.6%	100.0%
RESERVED CODES:				
DON'T KNOW	D	50	1.2%	n/a
NO ANSWER	N	168	4.2%	n/a
NOT APPLICABLE	I	2003	49.7%	n/a
SKIPPED ON WEB	S	13	0.3%	n/a
TOTALS:		4032	100.0%	100.0%

Codebook and Unweighted Frequencies for the 2021 General Social Survey (GSS)

ISSP Environmentalism

Variable: GRNPROG Type: Numeric

Label:
 (How much do you agree or disagree with each of these statements?)
 People worry too much about human progress harming the environment.

Notes:

LABEL	VALUE	COUNT	PCT	PCT Excl. Reserve Codes
STRONGLY AGREE	1	72	1.8%	4.1%
AGREE	2	312	7.7%	17.6%
NEITHER AGREE NOR DISAGREE	3	459	11.4%	25.9%
DISAGREE	4	658	16.3%	37.1%
STRONGLY DISAGREE	5	271	6.7%	15.3%
SUBTOTALS:		1772	43.9%	100.0%
RESERVED CODES:				
DON'T KNOW	D	66	1.6%	n/a
NO ANSWER	N	171	4.2%	n/a
NOT APPLICABLE	I	2003	49.7%	n/a
SKIPPED ON WEB	S	20	0.5%	n/a
TOTALS:		4032	100.0%	100.0%

Variable: GRWTHELP Type: Numeric

Label:
 (And please tell me for each of these statements,
 how much you agree or disagree with it.)
 In order to protect the environment America needs economic growth.

Notes:

LABEL	VALUE	COUNT	PCT	PCT Excl. Reserve Codes
STRONGLY AGREE	1	143	3.5%	8.2%
AGREE	2	637	15.8%	36.3%
NEITHER AGREE NOR DISAGREE	3	617	15.3%	35.2%
DISAGREE	4	297	7.4%	16.9%
STRONGLY DISAGREE	5	60	1.5%	3.4%
SUBTOTALS:		1754	43.5%	100.0%
RESERVED CODES:				
DON'T KNOW	D	89	2.2%	n/a
NO ANSWER	N	171	4.2%	n/a
NOT APPLICABLE	I	2003	49.7%	n/a

Codebook and Unweighted Frequencies for the 2021 General Social Survey (GSS)

ISSP Environmentalism

Variable: GRWTHELP Type: Numeric

Label:(And please tell me for each of these statements,
how much you agree or disagree with it.)

In order to protect the environment America needs economic growth.

Notes:

LABEL	VALUE	COUNT	PCT	PCT Excl. Reserve Codes
SKIPPED ON WEB	S	15	0.4%	n/a
TOTALS:		4032	100.0%	100.0%

Variable: GRWTHARM Type: Numeric

Label:(And please tell me for each of these statements,
how much you agree or disagree with it.)

Economic growth always harms the environment.

Notes:

LABEL	VALUE	COUNT	PCT	PCT Excl. Reserve Codes
STRONGLY AGREE	1	30	0.7%	1.7%
AGREE	2	160	4.0%	9.0%
NEITHER AGREE NOR DISAGREE	3	619	15.4%	35.0%
DISAGREE	4	817	20.3%	46.1%
STRONGLY DISAGREE	5	145	3.6%	8.2%
SUBTOTALS:		1771	43.9%	100.0%
RESERVED CODES:				
DON'T KNOW	D	74	1.8%	n/a
NO ANSWER	N	172	4.3%	n/a
NOT APPLICABLE	I	2003	49.7%	n/a
SKIPPED ON WEB	S	12	0.3%	n/a
TOTALS:		4032	100.0%	100.0%

Codebook and Unweighted Frequencies for the 2021 General Social Survey (GSS)

ISSP Environmentalism

Variable: GRNPRICE Type: Numeric

Label:**How willing would you be to pay much higher prices in order to protect the environment?****Notes:**

LABEL	VALUE	COUNT	PCT	PCT Excl. Reserve Codes
VERY WILLING	1	135	3.3%	7.6%
FAIRLY WILLING	2	625	15.5%	35.2%
NEITHER WILLING NOR UNWILLING	3	476	11.8%	26.8%
FAIRLY UNWILLING	4	334	8.3%	18.8%
VERY UNWILLING	5	208	5.2%	11.7%
SUBTOTALS:		1778	44.1%	100.0%
RESERVED CODES:				
CAN'T CHOOSE	D	67	1.7%	n/a
NO ANSWER	N	171	4.2%	n/a
NOT APPLICABLE	I	2003	49.7%	n/a
SKIPPED ON WEB	S	13	0.3%	n/a
TOTALS:		4032	100.0%	100.0%

Variable: GRNTAXES Type: Numeric

Label:**And how willing would you be to pay much higher taxes in order to protect the environment?****Notes:**

LABEL	VALUE	COUNT	PCT	PCT Excl. Reserve Codes
VERY WILLING	1	129	3.2%	7.3%
FAIRLY WILLING	2	479	11.9%	27.0%
NEITHER WILLING NOR UNWILLING	3	433	10.7%	24.4%
FAIRLY UNWILLING	4	361	9.0%	20.3%
VERY UNWILLING	5	373	9.3%	21.0%
SUBTOTALS:		1775	44.0%	100.0%
RESERVED CODES:				
CAN'T CHOOSE	D	61	1.5%	n/a
NO ANSWER	N	172	4.3%	n/a
NOT APPLICABLE	I	2003	49.7%	n/a

Codebook and Unweighted Frequencies for the 2021 General Social Survey (GSS)

ISSP Environmentalism

Variable: GRNTAXES Type: Numeric

Label:

And how willing would you be to pay much higher taxes in order to protect the environment?

Notes:

LABEL	VALUE	COUNT	PCT	PCT Excl. Reserve Codes
SKIPPED ON WEB	S	21	0.5%	n/a
TOTALS:		4032	100.0%	100.0%

Variable: GRNSOL Type: Numeric

Label:

And how willing would you be to accept cuts in your standard of living in order to protect the environment?

Notes:

LABEL	VALUE	COUNT	PCT	PCT Excl. Reserve Codes
VERY WILLING	1	111	2.8%	6.2%
FAIRLY WILLING	2	505	12.5%	28.4%
NEITHER WILLING NOR UNWILLING	3	487	12.1%	27.4%
FAIRLY UNWILLING	4	356	8.8%	20.0%
VERY UNWILLING	5	319	7.9%	17.9%
SUBTOTALS:		1778	44.1%	100.0%
RESERVED CODES:				
CAN'T CHOOSE	D	66	1.6%	n/a
NO ANSWER	N	172	4.3%	n/a
NOT APPLICABLE	I	2003	49.7%	n/a
SKIPPED ON WEB	S	13	0.3%	n/a
TOTALS:		4032	100.0%	100.0%

Codebook and Unweighted Frequencies for the 2021 General Social Survey (GSS)

ISSP Environmentalism

Variable: NATURDEV Type: Numeric

Label:

How willing would you be to accept a reduction in the size of America's protected nature areas, in order to open them up for economic development?

Notes:

LABEL	VALUE	COUNT	PCT	PCT Excl. Reserve Codes
VERY WILLING	1	28	0.7%	1.6%
FAIRLY WILLING	2	159	3.9%	9.0%
NEITHER WILLING NOR UNWILLING	3	303	7.5%	17.1%
FAIRLY UNWILLING	4	513	12.7%	29.0%
VERY UNWILLING	5	768	19.0%	43.4%
SUBTOTALS:		1771	43.9%	100.0%
RESERVED CODES:				
CAN'T CHOOSE	D	71	1.8%	n/a
NO ANSWER	N	176	4.4%	n/a
NOT APPLICABLE	I	2003	49.7%	n/a
SKIPPED ON WEB	S	11	0.3%	n/a
TOTALS:		4032	100.0%	100.0%

Variable: TOODIFME Type: Numeric

Label:

How much do you agree or disagree with each of these statements?
It is just too difficult for someone like me to do much about the environment.

Notes:

LABEL	VALUE	COUNT	PCT	PCT Excl. Reserve Codes
STRONGLY AGREE	1	62	1.5%	3.5%
AGREE	2	305	7.6%	17.1%
NEITHER AGREE NOR DISAGREE	3	474	11.8%	26.6%
DISAGREE	4	756	18.8%	42.4%
STRONGLY DISAGREE	5	186	4.6%	10.4%
SUBTOTALS:		1783	44.2%	100.0%
RESERVED CODES:				
CAN'T CHOOSE	D	60	1.5%	n/a
NO ANSWER	N	178	4.4%	n/a
NOT APPLICABLE	I	2003	49.7%	n/a

Codebook and Unweighted Frequencies for the 2021 General Social Survey (GSS)

ISSP Environmentalism

Variable: TOODIFME Type: Numeric

Label:

How much do you agree or disagree with each of these statements?
It is just too difficult for someone like me to do much about the environment.

Notes:

LABEL	VALUE	COUNT	PCT	PCT Excl. Reserve Codes
SKIPPED ON WEB	S	8	0.2%	n/a
TOTALS:		4032	100.0%	100.0%

Variable: IHLPGRN Type: Numeric

Label:

(How much do you agree or disagree with each of these statements?)
I do what is right for the environment,
even when it costs more money or takes more time.

Notes:

LABEL	VALUE	COUNT	PCT	PCT Excl. Reserve Codes
STRONGLY AGREE	1	123	3.1%	6.9%
AGREE	2	868	21.5%	48.7%
NEITHER AGREE NOR DISAGREE	3	602	14.9%	33.8%
DISAGREE	4	161	4.0%	9.0%
STRONGLY DISAGREE	5	27	0.7%	1.5%
SUBTOTALS:		1781	44.2%	100.0%
RESERVED CODES:				
DON'T KNOW	D	62	1.5%	n/a
NO ANSWER	N	179	4.4%	n/a
NOT APPLICABLE	I	2003	49.7%	n/a
SKIPPED ON WEB	S	7	0.2%	n/a
TOTALS:		4032	100.0%	100.0%

Codebook and Unweighted Frequencies for the 2021 General Social Survey (GSS)

ISSP Environmentalism

Variable: IMPGRN Type: Numeric

Label:
(How much do you agree or disagree with each of these statements?)
There are more important things to do in life than protect the environment.

Notes:

LABEL	VALUE	COUNT	PCT	PCT Excl. Reserve Codes
STRONGLY AGREE	1	54	1.3%	3.0%
AGREE	2	262	6.5%	14.7%
NEITHER AGREE NOR DISAGREE	3	553	13.7%	30.9%
DISAGREE	4	664	16.5%	37.1%
STRONGLY DISAGREE	5	255	6.3%	14.3%
SUBTOTALS:		1788	44.3%	100.0%
RESERVED CODES:				
DON'T KNOW	D	57	1.4%	n/a
NO ANSWER	N	179	4.4%	n/a
NOT APPLICABLE	I	2003	49.7%	n/a
SKIPPED ON WEB	S	5	0.1%	n/a
TOTALS:		4032	100.0%	100.0%

Variable: OTHSSAME Type: Numeric

Label:
(How much do you agree or disagree with each of these statements?)
There is no point in doing what I can for the environment unless others do the same.

Notes:

LABEL	VALUE	COUNT	PCT	PCT Excl. Reserve Codes
STRONGLY AGREE	1	67	1.7%	3.7%
AGREE	2	257	6.4%	14.3%
NEITHER AGREE NOR DISAGREE	3	376	9.3%	21.0%
DISAGREE	4	826	20.5%	46.1%
STRONGLY DISAGREE	5	265	6.6%	14.8%
SUBTOTALS:		1791	44.4%	100.0%
RESERVED CODES:				
CAN'T CHOOSE	D	49	1.2%	n/a
NO ANSWER	N	180	4.5%	n/a
NOT APPLICABLE	I	2003	49.7%	n/a

Codebook and Unweighted Frequencies for the 2021 General Social Survey (GSS)

ISSP Environmentalism

Variable: OTHSSAME Type: Numeric

Label:

(How much do you agree or disagree with each of these statements?)
There is no point in doing what I can for the environment unless others do the same.

Notes:

LABEL	VALUE	COUNT	PCT	PCT Excl. Reserve Codes
SKIPPED ON WEB	S	9	0.2%	n/a
TOTALS:		4032	100.0%	100.0%

Variable: GRNEXAGG Type: Numeric

Label:

(How much do you agree or disagree with each of these statements?)
Many of the claims about environmental threats are exaggerated.

Notes:

LABEL	VALUE	COUNT	PCT	PCT Excl. Reserve Codes
STRONGLY AGREE	1	106	2.6%	6.0%
AGREE	2	282	7.0%	15.9%
NEITHER AGREE NOR DISAGREE	3	354	8.8%	19.9%
DISAGREE	4	604	15.0%	34.0%
STRONGLY DISAGREE	5	431	10.7%	24.3%
SUBTOTALS:		1777	44.1%	100.0%
RESERVED CODES:				
DON'T KNOW	D	64	1.6%	n/a
NO ANSWER	N	180	4.5%	n/a
NOT APPLICABLE	I	2003	49.7%	n/a
SKIPPED ON WEB	S	8	0.2%	n/a
TOTALS:		4032	100.0%	100.0%

Codebook and Unweighted Frequencies for the 2021 General Social Survey (GSS)

ISSP Environmentalism

Variable: HELPHARM Type: Numeric

Label:

(How much do you agree or disagree with each of these statements?)
I find it hard to know whether the way I live is helpful or harmful to the environment.

Notes:

LABEL	VALUE	COUNT	PCT	PCT Excl. Reserve Codes
STRONGLY AGREE	1	32	0.8%	1.8%
AGREE	2	392	9.7%	22.2%
NEITHER AGREE NOR DISAGREE	3	542	13.4%	30.7%
DISAGREE	4	690	17.1%	39.0%
STRONGLY DISAGREE	5	111	2.8%	6.3%
SUBTOTALS:		1767	43.8%	100.0%
RESERVED CODES:				
DON'T KNOW	D	68	1.7%	n/a
NO ANSWER	N	182	4.5%	n/a
NOT APPLICABLE	I	2003	49.7%	n/a
SKIPPED ON WEB	S	12	0.3%	n/a
TOTALS:		4032	100.0%	100.0%

Variable: GRNEFFME Type: Numeric

Label:

(How much do you agree or disagree with each of these statements?)
Environmental problems have a direct effect on my everyday life.

Notes:

LABEL	VALUE	COUNT	PCT	PCT Excl. Reserve Codes
STRONGLY AGREE	1	132	3.3%	7.5%
AGREE	2	607	15.1%	34.3%
NEITHER AGREE NOR DISAGREE	3	542	13.4%	30.7%
DISAGREE	4	423	10.5%	23.9%
STRONGLY DISAGREE	5	64	1.6%	3.6%
SUBTOTALS:		1768	43.8%	100.0%
RESERVED CODES:				
DON'T KNOW	D	65	1.6%	n/a
NO ANSWER	N	183	4.5%	n/a
NOT APPLICABLE	I	2003	49.7%	n/a

Codebook and Unweighted Frequencies for the 2021 General Social Survey (GSS)

ISSP Environmentalism

Variable: GRNEFFME Type: Numeric

Label:
(How much do you agree or disagree with each of these statements?)
Environmental problems have a direct effect on my everyday life.

Notes:

LABEL	VALUE	COUNT	PCT	PCT Excl. Reserve Codes
SKIPPED ON WEB	S	13	0.3%	n/a
TOTALS:		4032	100.0%	100.0%

Variable: CARSGEN Type: Numeric

Label: In general, do you think that air pollution caused by cars is . . .

Notes:

LABEL	VALUE	COUNT	PCT	PCT Excl. Reserve Codes
EXTREMELY DANGEROUS FOR THE ENVIRONMENT	1	232	5.8%	13.0%
VERY DANGEROUS	2	559	13.9%	31.4%
SOMEWHAT DANGEROUS	3	814	20.2%	45.8%
NOT VERY DANGEROUS	4	151	3.7%	8.5%
NOT DANGEROUS AT ALL FOR THE ENVIRONMENT	5	22	0.5%	1.2%
SUBTOTALS:		1778	44.1%	100.0%
RESERVED CODES:				
CAN'T CHOOSE	D	59	1.5%	n/a
NO ANSWER	N	184	4.6%	n/a
NOT APPLICABLE	I	2003	49.7%	n/a
SKIPPED ON WEB	S	8	0.2%	n/a
TOTALS:		4032	100.0%	100.0%

Variable: INDUSGEN1 Type: Numeric

Label: In general, do you think that air pollution caused by industry is . . .

Notes:

LABEL	VALUE	COUNT	PCT	PCT Excl. Reserve Codes
EXTREMELY DANGEROUS FOR THE ENVIRONMENT	1	461	11.4%	25.9%
VERY DANGEROUS	2	688	17.1%	38.7%
SOMEWHAT DANGEROUS	3	557	13.8%	31.3%
NOT VERY DANGEROUS	4	63	1.6%	3.5%

Codebook and Unweighted Frequencies for the 2021 General Social Survey (GSS)

*ISSP Environmentalism*Variable: **INDUSGEN1** Type: **Numeric**Label: **In general, do you think that air pollution caused by industry is . . .**

Notes:

LABEL	VALUE	COUNT	PCT	PCT Excl. Reserve Codes
NOT DANGEROUS AT ALL FOR THE ENVIRONMENT	5	10	0.2%	0.6%
SUBTOTALS:		1779	44.1%	100.0%
RESERVED CODES:				
CAN'T CHOOSE	D	57	1.4%	n/a
NO ANSWER	N	184	4.6%	n/a
NOT APPLICABLE	I	2003	49.7%	n/a
SKIPPED ON WEB	S	9	0.2%	n/a
TOTALS:		4032	100.0%	100.0%

Variable: **CHEMGEN1** Type: **Numeric**Label: **And do you think that pesticides and chemicals used in farming are . . .**

Notes:

LABEL	VALUE	COUNT	PCT	PCT Excl. Reserve Codes
EXTREMELY DANGEROUS FOR THE ENVIRONMENT	1	419	10.4%	23.6%
VERY DANGEROUS	2	578	14.3%	32.6%
SOMEWHAT DANGEROUS	3	667	16.5%	37.6%
NOT VERY DANGEROUS	4	97	2.4%	5.5%
NOT DANGEROUS AT ALL FOR THE ENVIRONMENT	5	12	0.3%	0.7%
SUBTOTALS:		1773	44.0%	100.0%
RESERVED CODES:				
CAN'T CHOOSE	D	60	1.5%	n/a
NO ANSWER	N	185	4.6%	n/a
NOT APPLICABLE	I	2003	49.7%	n/a
SKIPPED ON WEB	S	11	0.3%	n/a
TOTALS:		4032	100.0%	100.0%

Codebook and Unweighted Frequencies for the 2021 General Social Survey (GSS)

ISSP Environmentalism

Variable: WATERGEN1 Type: Numeric

Label: And do you think that pollution of America's rivers, lakes and streams is . . .

Notes:

LABEL	VALUE	COUNT	PCT	PCT Excl. Reserve Codes
EXTREMELY DANGEROUS FOR THE ENVIRONMENT	1	591	14.7%	33.2%
VERY DANGEROUS	2	691	17.1%	38.8%
SOMEWHAT DANGEROUS	3	442	11.0%	24.8%
NOT VERY DANGEROUS	4	51	1.3%	2.9%
NOT DANGEROUS AT ALL FOR THE ENVIRONMENT	5	5	0.1%	0.3%
SUBTOTALS:		1780	44.1%	100.0%
RESERVED CODES:				
CAN'T CHOOSE	D	52	1.3%	n/a
NO ANSWER	N	185	4.6%	n/a
NOT APPLICABLE	I	2003	49.7%	n/a
SKIPPED ON WEB	S	12	0.3%	n/a
TOTALS:		4032	100.0%	100.0%

Variable: TEMPGEN1 Type: Numeric

Label: In general,
do you think that a rise in the world's temperature caused by climate change is . . .

Notes:

LABEL	VALUE	COUNT	PCT	PCT Excl. Reserve Codes
EXTREMELY DANGEROUS FOR THE ENVIRONMENT	1	528	13.1%	30.4%
VERY DANGEROUS	2	501	12.4%	28.9%
SOMEWHAT DANGEROUS	3	493	12.2%	28.4%
NOT VERY DANGEROUS	4	166	4.1%	9.6%
NOT DANGEROUS AT ALL FOR THE ENVIRONMENT	5	46	1.1%	2.7%
SUBTOTALS:		1734	43.0%	100.0%
RESERVED CODES:				
CAN'T CHOOSE	D	98	2.4%	n/a
NO ANSWER	N	187	4.6%	n/a
NOT APPLICABLE	I	2003	49.7%	n/a
SKIPPED ON WEB	S	10	0.2%	n/a
TOTALS:		4032	100.0%	100.0%

Codebook and Unweighted Frequencies for the 2021 General Social Survey (GSS)

*ISSP Environmentalism*Variable: **GENEGEN1** Type: Numeric

Label: And do you think that modifying the genes of certain crops is . . .

Notes:

LABEL	VALUE	COUNT	PCT	PCT Excl. Reserve Codes
EXTREMELY DANGEROUS FOR THE ENVIRONMENT	1	198	4.9%	12.0%
VERY DANGEROUS	2	367	9.1%	22.2%
SOMEWHAT DANGEROUS	3	649	16.1%	39.2%
NOT VERY DANGEROUS	4	355	8.8%	21.5%
NOT DANGEROUS AT ALL FOR THE ENVIRONMENT	5	86	2.1%	5.2%
SUBTOTALS:		1655	41.0%	100.0%
RESERVED CODES:				
CAN'T CHOOSE	D	169	4.2%	n/a
NO ANSWER	N	188	4.7%	n/a
NOT APPLICABLE	I	2003	49.7%	n/a
SKIPPED ON WEB	S	17	0.4%	n/a
TOTALS:		4032	100.0%	100.0%

Variable: **NUKEGEN1** Type: Numeric

Label: And do you think that nuclear power stations are . . .

Notes:

LABEL	VALUE	COUNT	PCT	PCT Excl. Reserve Codes
EXTREMELY DANGEROUS FOR THE ENVIRONMENT	1	309	7.7%	17.7%
VERY DANGEROUS	2	386	9.6%	22.1%
SOMEWHAT DANGEROUS	3	631	15.6%	36.2%
NOT VERY DANGEROUS	4	328	8.1%	18.8%
NOT DANGEROUS AT ALL FOR THE ENVIRONMENT	5	89	2.2%	5.1%
SUBTOTALS:		1743	43.2%	100.0%
RESERVED CODES:				
CAN'T CHOOSE	D	88	2.2%	n/a
NO ANSWER	N	188	4.7%	n/a
NOT APPLICABLE	I	2003	49.7%	n/a
SKIPPED ON WEB	S	10	0.2%	n/a
TOTALS:		4032	100.0%	100.0%

Codebook and Unweighted Frequencies for the 2021 General Social Survey (GSS)

ISSP Environmentalism

Variable: BUSGRN Type: Numeric

Label:

Which of these approaches do you think would be the best way of getting business and industry in America to protect the environment?

Notes:

LABEL	VALUE	COUNT	PCT	PCT Excl. Reserve Codes
HEAVY FINES FOR BUSINESSES THAT DAMAGE THE ENVIRONMENT	1	623	15.5%	37.9%
USE THE TAX SYSTEM TO REWARD BUSINESSES THAT PROTECT THE ENVIRONMENT	2	683	16.9%	41.6%
MORE INFORMATION AND EDUCATION FOR BUSINESSES ABOUT THE ADVANTAGES OF PROTECTING THE ENVIRONMENT	3	337	8.4%	20.5%
SUBTOTALS:		1643	40.7%	100.0%
RESERVED CODES:				
CAN'T CHOOSE	D	186	4.6%	n/a
NO ANSWER	N	191	4.7%	n/a
NOT APPLICABLE	I	2003	49.7%	n/a
SKIPPED ON WEB	S	9	0.2%	n/a
TOTALS:		4032	100.0%	100.0%

Variable: PEOPGRN Type: Numeric

Label:

Which of these approaches do you think would be the best way of getting people and their families in America to protect the environment?

Notes:

LABEL	VALUE	COUNT	PCT	PCT Excl. Reserve Codes
HEAVY FINES FOR PEOPLE THAT DAMAGE THE ENVIRONMENT	1	228	5.7%	12.5%
USE THE TAX SYSTEM TO REWARD PEOPLE THAT PROTECT THE ENVIRONMENT	2	727	18.0%	39.9%
MORE INFORMATION AND EDUCATION FOR PEOPLE ABOUT THE ADVANTAGES OF PROTECTING THE ENVIRONMENT	3	734	18.2%	40.3%
4	4	131	3.2%	7.2%
SUBTOTALS:		1820	45.1%	100.0%
RESERVED CODES:				
CAN'T CHOOSE	D	1	0.0%	n/a
NO ANSWER	N	191	4.7%	n/a
NOT APPLICABLE	I	2003	49.7%	n/a

Codebook and Unweighted Frequencies for the 2021 General Social Survey (GSS)

ISSP Environmentalism

Variable: PEOGRN Type: Numeric

Label:
Which of these approaches do you think would be the best way of getting people and their families in America to protect the environment?

Notes:

LABEL	VALUE	COUNT	PCT	PCT Excl. Reserve Codes
SKIPPED ON WEB	S	17	0.4%	n/a
TOTALS:		4032	100.0%	100.0%

Variable: ENJOYNAT Type: Numeric

Label: How much, if at all, do you enjoy being outside in nature?

Notes:

LABEL	VALUE	COUNT	PCT	PCT Excl. Reserve Codes
NOT AT ALL	1	11	0.3%	0.6%
TO A SMALL EXTENT	2	61	1.5%	3.4%
TO SOME EXTENT	3	380	9.4%	21.2%
TO A GREAT EXTENT	4	679	16.8%	37.9%
TO A VERY GREAT EXTENT	5	661	16.4%	36.9%
SUBTOTALS:		1792	44.4%	100.0%
RESERVED CODES:				
CAN'T CHOOSE	D	42	1.0%	n/a
NO ANSWER	N	191	4.7%	n/a
NOT APPLICABLE	I	2003	49.7%	n/a
SKIPPED ON WEB	S	4	0.1%	n/a
TOTALS:		4032	100.0%	100.0%

Codebook and Unweighted Frequencies for the 2021 General Social Survey (GSS)

*ISSP Environmentalism*Variable: **ACTIVNAT** Type: Numeric

Label: In the last twelve months how often, if at all, have you engaged in any leisure activities outside in nature, such as hiking, bird watching, swimming, skiing, other outdoor activities or just relaxing?

Notes:

LABEL	VALUE	COUNT	PCT	PCT Excl. Reserve Codes
DAILY	1	328	8.1%	18.5%
SEVERAL TIMES A WEEK	2	530	13.1%	29.9%
SEVERAL TIMES A MONTH	3	475	11.8%	26.8%
SEVERAL TIMES A YEAR	4	356	8.8%	20.1%
NEVER	5	85	2.1%	4.8%
SUBTOTALS:		1774	44.0%	100.0%
RESERVED CODES:				
CAN'T CHOOSE	D	52	1.3%	n/a
NO ANSWER	N	191	4.7%	n/a
NOT APPLICABLE	I	2003	49.7%	n/a
SKIPPED ON WEB	S	12	0.3%	n/a
TOTALS:		4032	100.0%	100.0%

Variable: **PLANETRP** Type: Numeric

Label: In the last twelve months, how many trips did you make by plane?
Count outward and return journeys, including transfers, as one trip.

Notes:

LABEL	VALUE	COUNT	PCT	PCT Excl. Reserve Codes
0 TRIPS	0	1275	31.6%	70.6%
1 TRIPS	1	205	5.1%	11.4%
2 TRIPS	2	149	3.7%	8.3%
3 TRIPS	3	50	1.2%	2.8%
4 TRIPS	4	61	1.5%	3.4%
5-10 TRIPS	5	49	1.2%	2.7%
11-15 TRIPS	12	5	0.1%	0.3%
16-20 TRIPS	16	2	0.0%	0.1%
21-40 TRIPS	24	6	0.1%	0.3%
41-60 TRIPS	60	1	0.0%	0.1%

Codebook and Unweighted Frequencies for the 2021 General Social Survey (GSS)

ISSP Environmentalism

Variable: PLANETRP Type: Numeric

Label: In the last twelve months,
how many trips did you make by plane?
Count outward and return journeys, including transfers,
as one trip.

Notes:

LABEL	VALUE	COUNT	PCT	PCT Excl. Reserve Codes
61-80 TRIPS	80	1	0.0%	0.1%
100+ TRIPS	180	2	0.0%	0.1%
SUBTOTALS:		1806	44.8%	100.0%
RESERVED CODES:				
NO ANSWER	N	191	4.7%	n/a
NOT APPLICABLE	I	2003	49.7%	n/a
SKIPPED ON WEB	S	32	0.8%	n/a
TOTALS:		4032	100.0%	100.0%

Variable: CARHR Type: Numeric

Label: In a typical week,
about how many hours do you spend in a car or another
motor vehicle, including motorcycles, trucks, and vans,
but not counting public transport?
Do not include shared rides in buses, collective taxis,
or carpooling services.

Notes:

LABEL	VALUE	COUNT	PCT	PCT Excl. Reserve Codes
0 HOURS	0	126	3.1%	7.0%
1 HOUR	1	214	5.3%	11.9%
2 HOURS	2	302	7.5%	16.8%
3 HOURS	3	209	5.2%	11.6%
4 HOURS	4	154	3.8%	8.6%
5 HOURS	5	150	3.7%	8.3%
6-10 HOURS	6	419	10.4%	23.3%
11-15 HOURS	11	101	2.5%	5.6%
16-20 HOURS	16	51	1.3%	2.8%
21-30 HOURS	21	35	0.9%	1.9%
31-40 HOURS	32	18	0.4%	1.0%
41-50 HOURS	45	6	0.1%	0.3%

Codebook and Unweighted Frequencies for the 2021 General Social Survey (GSS)

ISSP Environmentalism

Variable: CARHR Type: Numeric

Label: In a typical week, about how many hours do you spend in a car or another motor vehicle, including motorcycles, trucks, and vans, but not counting public transport?
Do not include shared rides in buses, collective taxis, or carpooling services.

Notes:

LABEL	VALUE	COUNT	PCT	PCT Excl. Reserve Codes
50-75 HOURS	54	12	0.3%	0.7%
75-100 HOURS	80	3	0.1%	0.2%
SUBTOTALS:		1800	44.6%	100.0%
RESERVED CODES:				
NO ANSWER	N	229	5.7%	n/a
NOT APPLICABLE	I	2003	49.7%	n/a
TOTALS:		4032	100.0%	100.0%

Variable: EATMEAT Type: Numeric

Label: In a typical week, on how many days do you eat beef, lamb, or products that contain them?

Notes:

LABEL	VALUE	COUNT	PCT	PCT Excl. Reserve Codes
1	1	214	5.3%	12.6%
2	2	315	7.8%	18.5%
3	3	365	9.1%	21.4%
4	4	342	8.5%	20.1%
5	5	206	5.1%	12.1%
6	6	163	4.0%	9.6%
7	7	67	1.7%	3.9%
9	9	32	0.8%	1.9%
SUBTOTALS:		1704	42.3%	100.0%
RESERVED CODES:				
CAN'T CHOOSE	D	125	3.1%	n/a
NO ANSWER	N	192	4.8%	n/a
NOT APPLICABLE	I	2003	49.7%	n/a
SKIPPED ON WEB	S	8	0.2%	n/a
TOTALS:		4032	100.0%	100.0%

Codebook and Unweighted Frequencies for the 2021 General Social Survey (GSS)

ISSP Environmentalism

Variable: NUMROOMS Type: Numeric

Label: How many rooms are there in your home (apartment or house)? Do not count any separate kitchens, bathrooms, garages, balconies, hallways or cupboards.

Notes:

LABEL	VALUE	COUNT	PCT	PCT Excl. Reserve Codes
0	0	3	0.1%	0.2%
1 ROOM	1	83	2.1%	4.6%
2 ROOMS	2	189	4.7%	10.4%
3 ROOMS	3	270	6.7%	14.9%
4 ROOMS	4	221	5.5%	12.2%
5 ROOMS	5	259	6.4%	14.3%
6 ROOMS	6	235	5.8%	13.0%
7 ROOMS	7	165	4.1%	9.1%
8 ROOMS	8	156	3.9%	8.6%
9 ROOMS	9	89	2.2%	4.9%
10-15 ROOMS	10	137	3.4%	7.6%
15-20 ROOMS	16	5	0.1%	0.3%
SUBTOTALS:		1812	44.9%	100.0%
RESERVED CODES:				
NO ANSWER	N	192	4.8%	n/a
NOT APPLICABLE	I	2003	49.7%	n/a
SKIPPED ON WEB	S	25	0.6%	n/a
TOTALS:		4032	100.0%	100.0%

Variable: RECYCLE Type: Numeric

Label: How often do you make a special effort to sort glass or cans or plastic or newspapers and so on for recycling?

Notes:

LABEL	VALUE	COUNT	PCT	PCT Excl. Reserve Codes
ALWAYS	1	1006	25.0%	55.0%
OFTEN	2	278	6.9%	15.2%
SOMETIMES	3	218	5.4%	11.9%
NEVER	4	198	4.9%	10.8%
RECYCLING IS NOT AVAILABLE WHERE I LIVE	5	130	3.2%	7.1%

Codebook and Unweighted Frequencies for the 2021 General Social Survey (GSS)

ISSP Environmentalism

Variable: RECYCLE Type: Numeric

Label:

How often do you make a special effort to sort glass or cans or plastic or newspapers and so on for recycling?

Notes:

LABEL	VALUE	COUNT	PCT	PCT Excl. Reserve Codes
SUBTOTALS:		1830	45.4%	100.0%
RESERVED CODES:				
NO ANSWER	N	192	4.8%	n/a
NOT APPLICABLE	I	2003	49.7%	n/a
SKIPPED ON WEB	S	7	0.2%	n/a
TOTALS:		4032	100.0%	100.0%

Variable: NOBUYGRN Type: Numeric

Label:

And how often do you avoid buying certain products for environmental reasons?

Notes:

LABEL	VALUE	COUNT	PCT	PCT Excl. Reserve Codes
ALWAYS	1	146	3.6%	8.0%
OFTEN	2	525	13.0%	28.8%
SOMETIMES	3	769	19.1%	42.2%
NEVER	4	381	9.4%	20.9%
SUBTOTALS:		1821	45.2%	100.0%
RESERVED CODES:				
CAN'T CHOOSE	D	2	0.0%	n/a
NO ANSWER	N	194	4.8%	n/a
NOT APPLICABLE	I	2003	49.7%	n/a
SKIPPED ON WEB	S	12	0.3%	n/a
TOTALS:		4032	100.0%	100.0%

Codebook and Unweighted Frequencies for the 2021 General Social Survey (GSS)

ISSP Environmentalism

Variable: GRNGROUP Type: Numeric

Label:

Are you a member of any group whose main aim is to preserve or protect the environment?

Notes:

LABEL	VALUE	COUNT	PCT	PCT Excl. Reserve Codes
YES	1	186	4.6%	10.2%
NO	2	1634	40.5%	89.8%
SUBTOTALS:		1820	45.1%	100.0%
RESERVED CODES:				
DON'T KNOW	D	1	0.0%	n/a
NO ANSWER	N	196	4.9%	n/a
NOT APPLICABLE	I	2003	49.7%	n/a
SKIPPED ON WEB	S	12	0.3%	n/a
TOTALS:		4032	100.0%	100.0%

Variable: GRNSIGN Type: Numeric

Label: In the last five years, have you signed a petition about an environmental issue?

Notes:

LABEL	VALUE	COUNT	PCT	PCT Excl. Reserve Codes
YES, I HAVE	1	447	11.1%	24.8%
NO, I HAVE NOT	2	1355	33.6%	75.2%
SUBTOTALS:		1802	44.7%	100.0%
RESERVED CODES:				
CAN'T CHOOSE	D	4	0.1%	n/a
NO ANSWER	N	196	4.9%	n/a
NOT APPLICABLE	I	2003	49.7%	n/a
SKIPPED ON WEB	S	27	0.7%	n/a
TOTALS:		4032	100.0%	100.0%

Codebook and Unweighted Frequencies for the 2021 General Social Survey (GSS)

ISSP Environmentalism

Variable: GRNMONEY Type: Numeric

Label:
In the last five years , have you given money to an environmental group?

Notes:

LABEL	VALUE	COUNT	PCT	PCT Excl. Reserve Codes
YES, I HAVE	1	428	10.6%	23.6%
NO, I HAVE NOT	2	1386	34.4%	76.4%
SUBTOTALS:		1814	45.0%	100.0%
RESERVED CODES:				
CAN'T CHOOSE	D	3	0.1%	n/a
NO ANSWER	N	196	4.9%	n/a
NOT APPLICABLE	I	2003	49.7%	n/a
SKIPPED ON WEB	S	16	0.4%	n/a
TOTALS:		4032	100.0%	100.0%

Variable: GRNDEMO Type: Numeric

Label: In the last five years,
have you taken part in a protest or demonstration about an environmental issue?

Notes:

LABEL	VALUE	COUNT	PCT	PCT Excl. Reserve Codes
YES, I HAVE	1	89	2.2%	4.9%
NO, I HAVE NOT	2	1728	42.9%	95.1%
SUBTOTALS:		1817	45.1%	100.0%
RESERVED CODES:				
NO ANSWER	N	196	4.9%	n/a
NOT APPLICABLE	I	2003	49.7%	n/a
SKIPPED ON WEB	S	16	0.4%	n/a
TOTALS:		4032	100.0%	100.0%

Codebook and Unweighted Frequencies for the 2021 General Social Survey (GSS)

ISSP Environmentalism

Variable: AIRPOLLU Type: Numeric

Label:
(Thinking about your neighborhood, to what extent, if at all,
was it affected by the following things over the last twelve months?)
Air pollution

Notes:

LABEL	VALUE	COUNT	PCT	PCT Excl. Reserve Codes
NOT AT ALL	1	661	16.4%	38.5%
TO A SMALL EXTENT	2	563	14.0%	32.8%
TO SOME EXTENT	3	348	8.6%	20.3%
TO A GREAT EXTENT	4	96	2.4%	5.6%
TO A VERY GREAT EXTENT	5	49	1.2%	2.9%
SUBTOTALS:		1717	42.6%	100.0%
RESERVED CODES:				
CAN'T CHOOSE	D	105	2.6%	n/a
NO ANSWER	N	200	5.0%	n/a
NOT APPLICABLE	I	2003	49.7%	n/a
SKIPPED ON WEB	S	7	0.2%	n/a
TOTALS:		4032	100.0%	100.0%

Variable: WTRPOLLU Type: Numeric

Label:
(Thinking about your neighborhood, to what extent, if at all,
was it affected by the following things over the last twelve months?)
Water pollution

Notes:

LABEL	VALUE	COUNT	PCT	PCT Excl. Reserve Codes
NOT AT ALL	1	854	21.2%	50.3%
TO A SMALL EXTENT	2	449	11.1%	26.4%
TO SOME EXTENT	3	285	7.1%	16.8%
TO A GREAT EXTENT	4	88	2.2%	5.2%
TO A VERY GREAT EXTENT	5	23	0.6%	1.4%
SUBTOTALS:		1699	42.1%	100.0%
RESERVED CODES:				
CAN'T CHOOSE	D	110	2.7%	n/a
NO ANSWER	N	201	5.0%	n/a
NOT APPLICABLE	I	2003	49.7%	n/a

Codebook and Unweighted Frequencies for the 2021 General Social Survey (GSS)

ISSP Environmentalism

Variable: WTRPOLLU Type: Numeric

Label:
 (Thinking about your neighborhood, to what extent, if at all,
 was it affected by the following things over the last twelve months?)
 Water pollution

Notes:

LABEL	VALUE	COUNT	PCT	PCT Excl. Reserve Codes
SKIPPED ON WEB	S	19	0.5%	n/a
TOTALS:		4032	100.0%	100.0%

Variable: EXWEATHR Type: Numeric

Label:
 (Thinking about your neighborhood, to what extent, if at all,
 was it affected by the following things over the last twelve months?)
 Extreme weather events
 (such as severe storms, droughts, floods, heat waves, cold snaps,
 etc.)

Notes:

LABEL	VALUE	COUNT	PCT	PCT Excl. Reserve Codes
NOT AT ALL	1	301	7.5%	17.1%
TO A SMALL EXTENT	2	554	13.7%	31.5%
TO SOME EXTENT	3	591	14.7%	33.7%
TO A GREAT EXTENT	4	212	5.3%	12.1%
TO A VERY GREAT EXTENT	5	98	2.4%	5.6%
SUBTOTALS:		1756	43.6%	100.0%
RESERVED CODES:				
CAN'T CHOOSE	D	64	1.6%	n/a
NO ANSWER	N	201	5.0%	n/a
NOT APPLICABLE	I	2003	49.7%	n/a
SKIPPED ON WEB	S	8	0.2%	n/a
TOTALS:		4032	100.0%	100.0%

Codebook and Unweighted Frequencies for the 2021 General Social Survey (GSS)

Healthy People

Variable: QUALLIFE Type: Numeric

Label: In general, would you say your quality of life is...

Notes: Handcard F1 contained punches 1-5.

LABEL	VALUE	COUNT	PCT	PCT Excl. Reserve Codes
EXCELLENT	1	477	11.8%	13.1%
VERY GOOD	2	1449	35.9%	39.9%
GOOD	3	1243	30.8%	34.2%
FAIR	4	399	9.9%	11.0%
POOR	5	64	1.6%	1.8%
SUBTOTALS:		3632	90.1%	100.0%
RESERVED CODES:				
NO ANSWER	N	1	0.0%	n/a
NOT APPLICABLE	I	379	9.4%	n/a
SKIPPED ON WEB	S	20	0.5%	n/a
TOTALS:		4032	100.0%	100.0%

Variable: HLTHPHYS Type: Numeric

Label: In general, how would you rate your physical health?

Notes: Handcard F1 contained punches 1-5.

LABEL	VALUE	COUNT	PCT	PCT Excl. Reserve Codes
EXCELLENT	1	526	13.0%	14.5%
VERY GOOD	2	1012	25.1%	27.9%
GOOD	3	1361	33.8%	37.5%
FAIR	4	582	14.4%	16.0%
POOR	5	149	3.7%	4.1%
SUBTOTALS:		3630	90.0%	100.0%
RESERVED CODES:				
NO ANSWER	N	1	0.0%	n/a
NOT APPLICABLE	I	379	9.4%	n/a
SKIPPED ON WEB	S	22	0.5%	n/a
TOTALS:		4032	100.0%	100.0%

Codebook and Unweighted Frequencies for the 2021 General Social Survey (GSS)

Healthy People

Variable: HLTHMNTL Type: Numeric

Label: In general, how would you rate your mental health, including your mood and your ability to think?

Notes: Handcard F1 contained punches 1-5.

LABEL	VALUE	COUNT	PCT	PCT Excl. Reserve Codes
EXCELLENT	1	579	14.4%	15.9%
VERY GOOD	2	1313	32.6%	36.1%
GOOD	3	1147	28.4%	31.5%
FAIR	4	476	11.8%	13.1%
POOR	5	122	3.0%	3.4%
SUBTOTALS:		3637	90.2%	100.0%
RESERVED CODES:				
NO ANSWER	N	1	0.0%	n/a
NOT APPLICABLE	I	380	9.4%	n/a
SKIPPED ON WEB	S	14	0.3%	n/a
TOTALS:		4032	100.0%	100.0%

Variable: SATSOC Type: Numeric

Label: In general, how would you rate your satisfaction with your social activities and relationships?

Notes: Handcard F1 contained punches 1-5.

LABEL	VALUE	COUNT	PCT	PCT Excl. Reserve Codes
EXCELLENT	1	362	9.0%	10.0%
VERY GOOD	2	1125	27.9%	31.1%
GOOD	3	1283	31.8%	35.4%
FAIR	4	645	16.0%	17.8%
POOR	5	207	5.1%	5.7%
SUBTOTALS:		3622	89.8%	100.0%
RESERVED CODES:				
DON'T KNOW	D	1	0.0%	n/a
NO ANSWER	N	1	0.0%	n/a
NOT APPLICABLE	I	380	9.4%	n/a
SKIPPED ON WEB	S	28	0.7%	n/a
TOTALS:		4032	100.0%	100.0%

Codebook and Unweighted Frequencies for the 2021 General Social Survey (GSS)

Healthy People

Variable: ACTSSOC Type: Numeric

Label: In general,
please rate how well you carry out your usual social
activities and roles.
(This includes activities at home,
at work and in your community,
and responsibilities as a parent, child, spouse, employee,
friend, etc.)

Notes: Handcard F1 contained punches 1-5.

LABEL	VALUE	COUNT	PCT	PCT Excl. Reserve Codes
EXCELLENT	1	431	10.7%	11.9%
VERY GOOD	2	1457	36.1%	40.2%
GOOD	3	1290	32.0%	35.6%
FAIR	4	358	8.9%	9.9%
POOR	5	88	2.2%	2.4%
SUBTOTALS:		3624	89.9%	100.0%
RESERVED CODES:				
DON'T KNOW	D	2	0.0%	n/a
NO ANSWER	N	1	0.0%	n/a
NOT APPLICABLE	I	383	9.5%	n/a
SKIPPED ON WEB	S	22	0.5%	n/a
TOTALS:		4032	100.0%	100.0%

Variable: PHYSACTS Type: Numeric

Label:
To what extent are you able to carry out your everyday
physical activities such as walking, climbing stairs,
carrying groceries, or moving a chair?

Notes: Handcard F2 contained punches 1-5.

LABEL	VALUE	COUNT	PCT	PCT Excl. Reserve Codes
COMPLETELY	1	2190	54.3%	60.4%
MOSTLY	2	667	16.5%	18.4%
MODERATELY	3	507	12.6%	14.0%
A LITTLE	4	219	5.4%	6.0%
NOT AT ALL	5	40	1.0%	1.1%
SUBTOTALS:		3623	89.9%	100.0%
RESERVED CODES:				
NO ANSWER	N	1	0.0%	n/a

Codebook and Unweighted Frequencies for the 2021 General Social Survey (GSS)

Healthy People

Variable: PHYSACTS Type: Numeric

Label:

To what extent are you able to carry out your everyday physical activities such as walking, climbing stairs, carrying groceries, or moving a chair?

Notes: Handcard F2 contained punches 1-5.

LABEL	VALUE	COUNT	PCT	PCT Excl. Reserve Codes
NOT APPLICABLE	I	386	9.6%	n/a
SKIPPED ON WEB	S	22	0.5%	n/a
TOTALS:		4032	100.0%	100.0%

Variable: EMOPROBS Type: Numeric

Label: In the past seven days,

how often have you been bothered by emotional problems such as feeling anxious, depressed or irritable?

Notes: Handcard F3 contained punches 1-5.

LABEL	VALUE	COUNT	PCT	PCT Excl. Reserve Codes
NEVER	1	765	19.0%	21.2%
RARELY	2	1092	27.1%	30.2%
SOMETIMES	3	1126	27.9%	31.2%
OFTEN	4	478	11.9%	13.2%
ALWAYS	5	153	3.8%	4.2%
SUBTOTALS:		3614	89.6%	100.0%
RESERVED CODES:				
NO ANSWER	N	1	0.0%	n/a
NOT APPLICABLE	I	389	9.6%	n/a
SKIPPED ON WEB	S	28	0.7%	n/a
TOTALS:		4032	100.0%	100.0%

Codebook and Unweighted Frequencies for the 2021 General Social Survey (GSS)

Healthy People

Variable: FATIGUE Type: Numeric

Label: In the past seven days,
how would you rate your fatigue on average?

Notes: Handcard F4 contained punches 1-5.

LABEL	VALUE	COUNT	PCT	PCT Excl. Reserve Codes
NONE	1	684	17.0%	18.9%
MILD	2	1491	37.0%	41.2%
MODERATE	3	1124	27.9%	31.1%
SEVERE	4	253	6.3%	7.0%
VERY SEVERE	5	63	1.6%	1.7%
SUBTOTALS:		3615	89.7%	100.0%
RESERVED CODES:				
DON'T KNOW	D	2	0.0%	n/a
NO ANSWER	N	1	0.0%	n/a
NOT APPLICABLE	I	389	9.6%	n/a
SKIPPED ON WEB	S	25	0.6%	n/a
TOTALS:		4032	100.0%	100.0%

Variable: RATEPAIN1 Type: Numeric

Label: On a scale from 0 to 10,
with 0 meaning no pain and 10 being the worst imaginable pain,
how would you rate your pain on average?

Notes: Handcard F5 contained punches 0-10.

LABEL	VALUE	COUNT	PCT	PCT Excl. Reserve Codes
0	0	828	20.5%	22.9%
1 - NO PAIN	1	620	15.4%	17.2%
	2	2144	53.2%	59.3%
10 - THE WORST IMAGINABLE PAIN	10	21	0.5%	0.6%
SUBTOTALS:		3613	89.6%	100.0%
RESERVED CODES:				
DON'T KNOW	D	2	0.0%	n/a
NO ANSWER	N	1	0.0%	n/a
NOT APPLICABLE	I	389	9.6%	n/a
SKIPPED ON WEB	S	27	0.7%	n/a
TOTALS:		4032	100.0%	100.0%

Codebook and Unweighted Frequencies for the 2021 General Social Survey (GSS)

Religion

Variable: NORELGSP Type: Numeric

Label: Do you consider yourself to be atheist, agnostic, something else, or nothing in particular?

Notes:

(.z)

codes are assigned to respondents who are coded as No Religion based on open-ended text, but did not see this item based on skip logic from other variables.

LABEL	VALUE	COUNT	PCT	PCT Excl. Reserve Codes
ATHEIST	1	186	4.6%	18.3%
AGNOSTIC	2	225	5.6%	22.1%
SOMETHING ELSE	3	125	3.1%	12.3%
NOTHING IN PARTICULAR	4	482	12.0%	47.3%
SUBTOTALS:		1018	25.2%	100.0%
RESERVED CODES:				
NO ANSWER	N	96	2.4%	n/a
NOT APPLICABLE	I	2911	72.2%	n/a
SKIPPED ON WEB	S	7	0.2%	n/a
TOTALS:		4032	100.0%	100.0%

Variable: EVANGCLX Type: Numeric

Label: Would you describe yourself as a 'born again' or evangelical Christian, or not?

Notes:

.z codes are assigned to respondents who are coded as Christian based on open-ended text, but did not see this item based on skip logic from other variables.

LABEL	VALUE	COUNT	PCT	PCT Excl. Reserve Codes
YES	1	365	9.1%	50.5%
NO	2	358	8.9%	49.5%
SUBTOTALS:		723	17.9%	100.0%
RESERVED CODES:				
DON'T KNOW	D	1	0.0%	n/a
NO ANSWER	N	102	2.5%	n/a
NOT APPLICABLE	I	3200	79.4%	n/a
SEE CODEBOOK	Z	1	0.0%	n/a

Codebook and Unweighted Frequencies for the 2021 General Social Survey (GSS)

Religion

Variable: EVANGCLX Type: Numeric

Label: Would you describe yourself as a 'born again' or evangelical Christian, or not?

Notes:

.z codes are assigned to respondents who are coded as Christian based on open-ended text, but did not see this item based on skip logic from other variables.

LABEL	VALUE	COUNT	PCT	PCT Excl. Reserve Codes
SKIPPED ON WEB	S	5	0.1%	n/a
TOTALS:		4032	100.0%	100.0%

Variable: EVANGCLY Type: Numeric

Label: Would you describe yourself as an evangelical Christian, or not?

Notes:

.z codes are assigned to respondents who are coded as Christian based on open-ended text, but did not see this item based on skip logic from other variables.

LABEL	VALUE	COUNT	PCT	PCT Excl. Reserve Codes
YES	1	289	7.2%	37.7%
NO	2	477	11.8%	62.3%
SUBTOTALS:		766	19.0%	100.0%
RESERVED CODES:				
DON'T KNOW	D	6	0.1%	n/a
NO ANSWER	N	1	0.0%	n/a
NOT APPLICABLE	I	3240	80.4%	n/a
SEE CODEBOOK	Z	2	0.0%	n/a
SKIPPED ON WEB	S	17	0.4%	n/a
TOTALS:		4032	100.0%	100.0%

Codebook and Unweighted Frequencies for the 2021 General Social Survey (GSS)

Religion

Variable: RELIGIMP Type: Numeric

Label: How important is religion in your life – very important, somewhat important, not too important, or not at all important?

Notes:

This question was presented with a specific religion name based on their responses on religion.

Some respondents received mismatching religion names and we recoded their responses to a missing value (.z).

LABEL	VALUE	COUNT	PCT	PCT Excl. Reserve Codes
VERY IMPORTANT	1	1124	27.9%	31.1%
SOMEWHAT IMPORTANT	2	923	22.9%	25.6%
NOT TOO IMPORTANT	3	668	16.6%	18.5%
NOT AT ALL IMPORTANT	4	894	22.2%	24.8%
SUBTOTALS:		3609	89.5%	100.0%
RESERVED CODES:				
DON'T KNOW	D	2	0.0%	n/a
NO ANSWER	N	1	0.0%	n/a
NOT APPLICABLE	I	390	9.7%	n/a
SKIPPED ON WEB	S	30	0.7%	n/a
TOTALS:		4032	100.0%	100.0%

Variable: RELIDIMP Type: Numeric

Label: When thinking about religion, how important is being (a Christian/a Catholic/a Jew/a Buddhist/a Hindu/a Muslim/an Atheist/an Agnostic/someone who does not identify with a religion/ a member of your religion) to you?

Notes: Handcard H1 contained punches 1-5.

This question was presented with a specific religion name based on their responses on religion.

Some respondents received mismatching religion names or did not see the correct textfill on the variable, like 'A member of your religion' instead of 'Christian'. We recoded their responses to a missing value (.z).

LABEL	VALUE	COUNT	PCT	PCT Excl. Reserve Codes
EXTREMELY IMPORTANT	1	855	21.2%	24.4%
VERY IMPORTANT	2	776	19.2%	22.1%
SOMEWHAT IMPORTANT	3	711	17.6%	20.3%
NOT VERY IMPORTANT	4	563	14.0%	16.0%
NOT IMPORTANT AT ALL	5	606	15.0%	17.3%

Codebook and Unweighted Frequencies for the 2021 General Social Survey (GSS)

Religion

Variable: RELIDIMP Type: Numeric

Label: When thinking about religion, how important is being (a Christian/a Catholic/a Jew/a Buddhist/a Hindu/a Muslim/an Atheist/an Agnostic/someone who does not identify with a religion/ a member of your religion) to you?

Notes: Handcard H1 contained punches 1-5.

This question was presented with a specific religion name based on their responses on religion.

Some respondents received mismatching religion names or did not see the correct textfill on the variable, like 'A member of your religion' instead of 'Christian'.

We recoded their responses to a missing value (.z).

LABEL	VALUE	COUNT	PCT	PCT Excl. Reserve Codes
SUBTOTALS:		3511	87.1%	100.0%
RESERVED CODES:				
DON'T KNOW	D	3	0.1%	n/a
NO ANSWER	N	2	0.0%	n/a
NOT APPLICABLE	I	390	9.7%	n/a
SEE CODEBOOK	Z	98	2.4%	n/a
SKIPPED ON WEB	S	28	0.7%	n/a
TOTALS:		4032	100.0%	100.0%

Variable: RELIDESC Type: Numeric

Label: How well does the term (Christian/Catholic/Jew/Buddhist/Hindu/Muslim/Atheist/Agnostic/non-religious/N/A) describe you?

Notes: Handcard H2 contained punches 1-5.

This question was presented with a specific religion name based on their responses on religion.

(.z) codes are assigned to respondents who are coded as Christian based on open-ended text, but did not see this item based on skip logic from other variables.

LABEL	VALUE	COUNT	PCT	PCT Excl. Reserve Codes
EXTREMELY WELL	1	689	17.1%	20.0%
VERY WELL	2	1085	26.9%	31.4%
SOMEWHAT WELL	3	1130	28.0%	32.8%
NOT VERY WELL	4	363	9.0%	10.5%
NOT AT ALL	5	183	4.5%	5.3%
SUBTOTALS:		3450	85.6%	100.0%
RESERVED CODES:				
DON'T KNOW	D	6	0.1%	n/a
NO ANSWER	N	2	0.0%	n/a

Codebook and Unweighted Frequencies for the 2021 General Social Survey (GSS)

Religion

Variable: RELIDESC Type: Numeric

Label: How well does the term
(Christian/Catholic/Jew/Buddhist/Hindu/Muslim/Atheist/Agnostic/non-religious/N/A)
describe you?

Notes: Handcard H2 contained punches 1-5.

This question was presented with a specific religion name based on their responses on religion.
(.z) codes are assigned to respondents who are coded as Christian based on open-ended text,
but did not see this item based on skip logic from other variables.

LABEL	VALUE	COUNT	PCT	PCT Excl. Reserve Codes
NOT APPLICABLE	I	442	11.0%	n/a
SEE CODEBOOK	Z	98	2.4%	n/a
SKIPPED ON WEB	S	34	0.8%	n/a
TOTALS:		4032	100.0%	100.0%

Variable: RELIDWE Type: Numeric

Label: When talking about
(Christians/Catholics/Jews/Buddhists/Hindus/Muslims/Atheists/Agnostics/people who do
not identify with a religion/your religion), how often do you say 'we' instead of 'they'?

Notes: Handcard H3 contained punches 1-5.

This question was presented with a specific religion name based on their responses on
religion.

Some respondents received mismatching religion names or did not see the correct textfill on
the variable, like 'A member of your religion' instead of 'Christian'.

We recoded their responses to a missing value (.z).

LABEL	VALUE	COUNT	PCT	PCT Excl. Reserve Codes
NEVER	1	785	19.5%	22.9%
RARELY	2	586	14.5%	17.1%
SOME OF THE TIME	3	857	21.3%	25.0%
MOST OF THE TIME	4	735	18.2%	21.4%
ALL OF THE TIME	5	469	11.6%	13.7%
SUBTOTALS:		3432	85.1%	100.0%
RESERVED CODES:				
DON'T KNOW	D	21	0.5%	n/a
NO ANSWER	N	6	0.1%	n/a
NOT APPLICABLE	I	393	9.7%	n/a
SEE CODEBOOK	Z	98	2.4%	n/a
SKIPPED ON WEB	S	82	2.0%	n/a
TOTALS:		4032	100.0%	100.0%

Codebook and Unweighted Frequencies for the 2021 General Social Survey (GSS)

Religion

Variable: RELIDINS Type: Numeric

Label: If someone criticized (Christians/Catholics/Jews/Buddhists/Hindus/Muslims/Atheists/Agnostics/people who do not identify with a religion/your religion), to what extent would it feel like a personal insult?

Notes:

This question was presented with a specific religion name based on their responses on religion.

Some respondents received mismatching religion names or did not see the correct textfill on the variable, like 'A member of your religion' instead of 'Christian'.

We recoded their responses to a missing value (.z).

LABEL	VALUE	COUNT	PCT	PCT Excl. Reserve Codes
A GREAT DEAL	1	483	12.0%	13.8%
SOMEWHAT	2	1115	27.7%	31.9%
VERY LITTLE	3	927	23.0%	26.5%
NOT AT ALL	4	971	24.1%	27.8%
SUBTOTALS:		3496	86.7%	100.0%
RESERVED CODES:				
DON'T KNOW	D	3	0.1%	n/a
NO ANSWER	N	4	0.1%	n/a
NOT APPLICABLE	I	394	9.8%	n/a
SEE CODEBOOK	Z	98	2.4%	n/a
SKIPPED ON WEB	S	37	0.9%	n/a
TOTALS:		4032	100.0%	100.0%

Variable: BIBLAUTH Type: Numeric

Label: The Bible is the highest authority for what I believe.

Notes: Handcard H4 contained punches 1-5.

This question was presented with a specific religion name based on their responses on religion. '.z'

codes are assigned to respondents who are coded as Christian based on open-ended text,

but did not see this item based on skip logic from other variables.

LABEL	VALUE	COUNT	PCT	PCT Excl. Reserve Codes
STRONGLY AGREE	1	559	13.9%	37.5%
AGREE	2	393	9.7%	26.3%
NEITHER AGREE NOR DISAGREE	3	278	6.9%	18.6%
DISAGREE	4	156	3.9%	10.5%
STRONGLY DISAGREE	5	106	2.6%	7.1%
SUBTOTALS:		1492	37.0%	100.0%

Codebook and Unweighted Frequencies for the 2021 General Social Survey (GSS)

Religion

Variable: BIBLAUTH Type: Numeric

Label: The Bible is the highest authority for what I believe.

Notes: Handcard H4 contained punches 1-5.

This question was presented with a specific religion name based on their responses on religion. 'z'

codes are assigned to respondents who are coded as Christian based on open-ended text, but did not see this item based on skip logic from other variables.

LABEL	VALUE	COUNT	PCT	PCT Excl. Reserve Codes
RESERVED CODES:				
DON'T KNOW	D	2	0.0%	n/a
NO ANSWER	N	162	4.0%	n/a
NOT APPLICABLE	I	2258	56.0%	n/a
SEE CODEBOOK	Z	98	2.4%	n/a
SKIPPED ON WEB	S	20	0.5%	n/a
TOTALS:		4032	100.0%	100.0%

Variable: EVNGELZE Type: Numeric

Label:

It is very important for me personally to encourage non-Christians to accept Jesus Christ as their Savior.

Notes: Handcard H4 contained punches 1-5.

This question was presented with a specific religion name based on their responses on religion.

(.z)

codes are assigned to respondents who are coded as Christian based on open-ended text, but did not see this item based on skip logic from other variables.

LABEL	VALUE	COUNT	PCT	PCT Excl. Reserve Codes
STRONGLY AGREE	1	311	7.7%	20.8%
AGREE	2	356	8.8%	23.9%
NEITHER AGREE NOR DISAGREE	3	411	10.2%	27.5%
DISAGREE	4	216	5.4%	14.5%
STRONGLY DISAGREE	5	198	4.9%	13.3%
SUBTOTALS:		1492	37.0%	100.0%
RESERVED CODES:				
DON'T KNOW	D	2	0.0%	n/a
NO ANSWER	N	163	4.0%	n/a
NOT APPLICABLE	I	2258	56.0%	n/a

Codebook and Unweighted Frequencies for the 2021 General Social Survey (GSS)

Religion

Variable: EVNGELZE Type: Numeric

Label:

It is very important for me personally to encourage non-Christians to accept Jesus Christ as their Savior.

Notes: Handcard H4 contained punches 1-5.

This question was presented with a specific religion name based on their responses on religion.

(.z)

codes are assigned to respondents who are coded as Christian based on open-ended text, but did not see this item based on skip logic from other variables.

LABEL	VALUE	COUNT	PCT	PCT Excl. Reserve Codes
SEE CODEBOOK	Z	98	2.4%	n/a
SKIPPED ON WEB	S	19	0.5%	n/a
TOTALS:		4032	100.0%	100.0%

Variable: SINSACRI Type: Numeric

Label:

Jesus Christ's death on the cross is the only sacrifice that could remove the penalty of my sin.

Notes: Handcard H4 contained punches 1-5.

This question was presented with a specific religion name based on their responses on religion.

(.z)

codes are assigned to respondents who are coded as Christian based on open-ended text, but did not see this item based on skip logic from other variables.

LABEL	VALUE	COUNT	PCT	PCT Excl. Reserve Codes
STRONGLY AGREE	1	692	17.2%	46.7%
AGREE	2	356	8.8%	24.0%
NEITHER AGREE NOR DISAGREE	3	240	6.0%	16.2%
DISAGREE	4	97	2.4%	6.5%
STRONGLY DISAGREE	5	97	2.4%	6.5%
SUBTOTALS:		1482	36.8%	100.0%
RESERVED CODES:				
DON'T KNOW	D	6	0.1%	n/a
NO ANSWER	N	162	4.0%	n/a
NOT APPLICABLE	I	2258	56.0%	n/a
SEE CODEBOOK	Z	98	2.4%	n/a

Codebook and Unweighted Frequencies for the 2021 General Social Survey (GSS)

Religion

Variable: SINSACRI Type: Numeric

Label:

Jesus Christ's death on the cross is the only sacrifice that could remove the penalty of my sin.

Notes: Handcard H4 contained punches 1-5.

This question was presented with a specific religion name based on their responses on religion.

(.z)

codes are assigned to respondents who are coded as Christian based on open-ended text, but did not see this item based on skip logic from other variables.

LABEL	VALUE	COUNT	PCT	PCT Excl. Reserve Codes
SKIPPED ON WEB	S	26	0.6%	n/a
TOTALS:		4032	100.0%	100.0%

Variable: CHRSTSAV Type: Numeric

Label:

Only those who accept Jesus Christ alone as their Savior can achieve eternal salvation.

Notes: Handcard H4 contained punches 1-5.

This question was presented with a specific religion name based on their responses on religion.

(.z)

codes are assigned to respondents who are coded as Christian based on open-ended text, but did not see this item based on skip logic from other variables.

LABEL	VALUE	COUNT	PCT	PCT Excl. Reserve Codes
STRONGLY AGREE	1	565	14.0%	38.1%
AGREE	2	307	7.6%	20.7%
NEITHER AGREE NOR DISAGREE	3	317	7.9%	21.4%
DISAGREE	4	150	3.7%	10.1%
STRONGLY DISAGREE	5	145	3.6%	9.8%
SUBTOTALS:		1484	36.8%	100.0%
RESERVED CODES:				
DON'T KNOW	D	4	0.1%	n/a
NO ANSWER	N	163	4.0%	n/a
NOT APPLICABLE	I	2258	56.0%	n/a
SEE CODEBOOK	Z	98	2.4%	n/a
SKIPPED ON WEB	S	25	0.6%	n/a
TOTALS:		4032	100.0%	100.0%

Codebook and Unweighted Frequencies for the 2021 General Social Survey (GSS)

Religion

Variable: SPRTCONNCT Type: Numeric

Label:

(Some people say they have experiences of being personally moved, touched, or inspired, while others say they do not have these experiences at all. How often, if at all, do you experience each of the following?)
Felt particularly connected to the world around you.

Notes: Handcard H5 contained punches 1-7.

LABEL	VALUE	COUNT	PCT	PCT Excl. Reserve Codes
AT LEAST ONCE A DAY	1	324	8.0%	9.2%
ALMOST EVERY DAY	2	828	20.5%	23.5%
ONCE OR TWICE A WEEK	3	514	12.7%	14.6%
ONCE OR TWICE A MONTH	4	503	12.5%	14.3%
A FEW TIMES PER YEAR	5	654	16.2%	18.6%
ONCE A YEAR OR LESS	6	279	6.9%	7.9%
NEVER	7	421	10.4%	12.0%
SUBTOTALS:		3523	87.4%	100.0%
RESERVED CODES:				
DON'T KNOW	D	8	0.2%	n/a
NO ANSWER	N	7	0.2%	n/a
NOT APPLICABLE	I	411	10.2%	n/a
SKIPPED ON WEB	S	83	2.1%	n/a
TOTALS:		4032	100.0%	100.0%

Variable: SPRTLGR Type: Numeric

Label:

(Some people say they have experiences of being personally moved, touched, or inspired, while others say they do not have these experiences at all. How often, if at all, do you experience each of the following?)
Felt like you were part of something much larger than yourself.

Notes: Handcard H5 contained punches 1-7.

LABEL	VALUE	COUNT	PCT	PCT Excl. Reserve Codes
AT LEAST ONCE A DAY	1	334	8.3%	9.4%
ALMOST EVERY DAY	2	693	17.2%	19.6%
ONCE OR TWICE A WEEK	3	442	11.0%	12.5%
ONCE OR TWICE A MONTH	4	421	10.4%	11.9%
A FEW TIMES PER YEAR	5	693	17.2%	19.6%

Codebook and Unweighted Frequencies for the 2021 General Social Survey (GSS)

Religion

Variable: SPRTLGRG Type: Numeric

Label:

(Some people say they have experiences of being personally moved, touched, or inspired, while others say they do not have these experiences at all. How often, if at all, do you experience each of the following?)
Felt like you were part of something much larger than yourself.

Notes: Handcard H5 contained punches 1-7.

LABEL	VALUE	COUNT	PCT	PCT Excl. Reserve Codes
ONCE A YEAR OR LESS	6	409	10.1%	11.5%
NEVER	7	552	13.7%	15.6%
SUBTOTALS:		3544	87.9%	100.0%
RESERVED CODES:				
DON'T KNOW	D	6	0.1%	n/a
NO ANSWER	N	6	0.1%	n/a
NOT APPLICABLE	I	411	10.2%	n/a
SKIPPED ON WEB	S	65	1.6%	n/a
TOTALS:		4032	100.0%	100.0%

Variable: SP RTPURP Type: Numeric

Label:

(Some people say they have experiences of being personally moved, touched, or inspired, while others say they do not have these experiences at all. How often, if at all, do you experience each of the following?)
Felt a sense of a larger meaning or purpose in life.

Notes: Handcard H5 contained punches 1-7.

LABEL	VALUE	COUNT	PCT	PCT Excl. Reserve Codes
AT LEAST ONCE A DAY	1	371	9.2%	10.5%
ALMOST EVERY DAY	2	708	17.6%	20.0%
ONCE OR TWICE A WEEK	3	460	11.4%	13.0%
ONCE OR TWICE A MONTH	4	428	10.6%	12.1%
A FEW TIMES PER YEAR	5	672	16.7%	19.0%
ONCE A YEAR OR LESS	6	390	9.7%	11.0%
NEVER	7	508	12.6%	14.4%
SUBTOTALS:		3537	87.7%	100.0%
RESERVED CODES:				
DON'T KNOW	D	9	0.2%	n/a

Codebook and Unweighted Frequencies for the 2021 General Social Survey (GSS)

Religion

Variable: SP RTPURP Type: Numeric

Label:

(Some people say they have experiences of being personally moved, touched, or inspired, while others say they do not have these experiences at all. How often, if at all, do you experience each of the following?)
Felt a sense of a larger meaning or purpose in life.

Notes: Handcard H5 contained punches 1-7.

LABEL	VALUE	COUNT	PCT	PCT Excl. Reserve Codes
NO ANSWER	N	5	0.1%	n/a
NOT APPLICABLE	I	411	10.2%	n/a
SKIPPED ON WEB	S	70	1.7%	n/a
TOTALS:		4032	100.0%	100.0%

Variable: MDITATE1 Type: Numeric

Label: How often do you meditate?

Notes: Handcard H5 contained punches 1-7.

LABEL	VALUE	COUNT	PCT	PCT Excl. Reserve Codes
AT LEAST ONCE A DAY	1	336	8.3%	9.4%
ALMOST EVERY DAY	2	402	10.0%	11.2%
ONCE OR TWICE A WEEK	3	461	11.4%	12.9%
ONCE OR TWICE A MONTH	4	343	8.5%	9.6%
A FEW TIMES PER YEAR	5	374	9.3%	10.5%
ONCE A YEAR OR LESS	6	204	5.1%	5.7%
NEVER	7	1454	36.1%	40.7%
SUBTOTALS:		3574	88.6%	100.0%
RESERVED CODES:				
DON'T KNOW	D	3	0.1%	n/a
NO ANSWER	N	6	0.1%	n/a
NOT APPLICABLE	I	413	10.2%	n/a
SKIPPED ON WEB	S	36	0.9%	n/a
TOTALS:		4032	100.0%	100.0%

Codebook and Unweighted Frequencies for the 2021 General Social Survey (GSS)

Religion

Variable: GRTWRKS Type: Numeric

Label:

(Please indicate to what extent you agree or disagree with each of the following statements.)

The great works of philosophy and science are the best source of truth, wisdom, and ethics.

Notes: Handcard H6 contained punches 1-5.

LABEL	VALUE	COUNT	PCT	PCT Excl. Reserve Codes
STRONGLY AGREE	1	297	7.4%	8.4%
AGREE	2	959	23.8%	27.0%
NEITHER AGREE NOR DISAGREE	3	1624	40.3%	45.8%
DISAGREE	4	506	12.5%	14.3%
STRONGLY DISAGREE	5	161	4.0%	4.5%
SUBTOTALS:		3547	88.0%	100.0%
RESERVED CODES:				
DON'T KNOW	D	11	0.3%	n/a
NO ANSWER	N	5	0.1%	n/a
NOT APPLICABLE	I	422	10.5%	n/a
SKIPPED ON WEB	S	47	1.2%	n/a
TOTALS:		4032	100.0%	100.0%

Variable: FREEMIND Type: Numeric

Label:

(Please indicate to what extent you agree or disagree with each of the following statements.) To understand the world,

we must free our minds from old traditions and beliefs.

Notes: Handcard H6 contained punches 1-5.

LABEL	VALUE	COUNT	PCT	PCT Excl. Reserve Codes
STRONGLY AGREE	1	345	8.6%	9.7%
AGREE	2	902	22.4%	25.4%
NEITHER AGREE NOR DISAGREE	3	1334	33.1%	37.5%
DISAGREE	4	740	18.4%	20.8%
STRONGLY DISAGREE	5	235	5.8%	6.6%
SUBTOTALS:		3556	88.2%	100.0%
RESERVED CODES:				
DON'T KNOW	D	6	0.1%	n/a
NO ANSWER	N	5	0.1%	n/a

Codebook and Unweighted Frequencies for the 2021 General Social Survey (GSS)

Religion

Variable: FREEMIND Type: Numeric

Label:

(Please indicate to what extent you agree or disagree with each of the following statements.) To understand the world, we must free our minds from old traditions and beliefs.

Notes: Handcard H6 contained punches 1-5.

LABEL	VALUE	COUNT	PCT	PCT Excl. Reserve Codes
NOT APPLICABLE	I	422	10.5%	n/a
SKIPPED ON WEB	S	43	1.1%	n/a
TOTALS:		4032	100.0%	100.0%

Variable: DECEVIDC Type: Numeric

Label:

(Please indicate to what extent you agree or disagree with each of the following statements.) When I make important decisions in my life, I rely mostly on reason and evidence.

Notes: Handcard H6 contained punches 1-5.

LABEL	VALUE	COUNT	PCT	PCT Excl. Reserve Codes
STRONGLY AGREE	1	833	20.7%	23.4%
AGREE	2	1888	46.8%	53.0%
NEITHER AGREE NOR DISAGREE	3	626	15.5%	17.6%
DISAGREE	4	167	4.1%	4.7%
STRONGLY DISAGREE	5	50	1.2%	1.4%
SUBTOTALS:		3564	88.4%	100.0%
RESERVED CODES:				
DON'T KNOW	D	1	0.0%	n/a
NO ANSWER	N	3	0.1%	n/a
NOT APPLICABLE	I	422	10.5%	n/a
SKIPPED ON WEB	S	42	1.0%	n/a
TOTALS:		4032	100.0%	100.0%

Codebook and Unweighted Frequencies for the 2021 General Social Survey (GSS)

Religion

Variable: ADVFMSCI Type: Numeric

Label:

(Please indicate to what extent you agree or disagree with each of the following statements.)

All of the greatest advances for humanity have come from science and technology.

Notes: Handcard H6 contained punches 1-5.

LABEL	VALUE	COUNT	PCT	PCT Excl. Reserve Codes
STRONGLY AGREE	1	366	9.1%	10.3%
AGREE	2	1135	28.1%	31.9%
NEITHER AGREE NOR DISAGREE	3	1271	31.5%	35.7%
DISAGREE	4	652	16.2%	18.3%
STRONGLY DISAGREE	5	134	3.3%	3.8%
SUBTOTALS:		3558	88.2%	100.0%
RESERVED CODES:				
DON'T KNOW	D	2	0.0%	n/a
NO ANSWER	N	3	0.1%	n/a
NOT APPLICABLE	I	422	10.5%	n/a
SKIPPED ON WEB	S	47	1.2%	n/a
TOTALS:		4032	100.0%	100.0%

Variable: PROCHOIC Type: Numeric

Label:

(We hear a lot of talk these days about abortion.

Please indicate to what extent you agree or disagree with each of the following statements.) I consider myself pro-choice.

Notes: Handcard H6 contained punches 1-5.

LABEL	VALUE	COUNT	PCT	PCT Excl. Reserve Codes
STRONGLY AGREE	1	1053	26.1%	29.7%
AGREE	2	1004	24.9%	28.3%
NEITHER AGREE NOR DISAGREE	3	729	18.1%	20.5%
DISAGREE	4	379	9.4%	10.7%
STRONGLY DISAGREE	5	386	9.6%	10.9%
SUBTOTALS:		3551	88.1%	100.0%
RESERVED CODES:				
DON'T KNOW	D	9	0.2%	n/a
NO ANSWER	N	6	0.1%	n/a

Codebook and Unweighted Frequencies for the 2021 General Social Survey (GSS)

Religion

Variable: PROCHOIC Type: Numeric

Label:

(We hear a lot of talk these days about abortion. Please indicate to what extent you agree or disagree with each of the following statements.) I consider myself pro-choice.

Notes: Handcard H6 contained punches 1-5.

LABEL	VALUE	COUNT	PCT	PCT Excl. Reserve Codes
NOT APPLICABLE	I	424	10.5%	n/a
SKIPPED ON WEB	S	42	1.0%	n/a
TOTALS:		4032	100.0%	100.0%

Variable: PROLIFE Type: Numeric

Label:

(We hear a lot of talk these days about abortion. Please indicate to what extent you agree or disagree with each of the following statements.) I consider myself pro-life.

Notes: Handcard H6 contained punches 1-5.

LABEL	VALUE	COUNT	PCT	PCT Excl. Reserve Codes
STRONGLY AGREE	1	660	16.4%	18.7%
AGREE	2	791	19.6%	22.4%
NEITHER AGREE NOR DISAGREE	3	941	23.3%	26.6%
DISAGREE	4	574	14.2%	16.2%
STRONGLY DISAGREE	5	571	14.2%	16.1%
SUBTOTALS:		3537	87.7%	100.0%
RESERVED CODES:				
DON'T KNOW	D	7	0.2%	n/a
NO ANSWER	N	6	0.1%	n/a
NOT APPLICABLE	I	424	10.5%	n/a
SKIPPED ON WEB	S	58	1.4%	n/a
TOTALS:		4032	100.0%	100.0%

Codebook and Unweighted Frequencies for the 2021 General Social Survey (GSS)

Religion

Variable: GODUSA Type: Numeric

Label:

(Please indicate to what extent you agree or disagree with each of the following statements.)

The success of the United States is part of God's plan.

Notes: Handcard H6 contained punches 1-5.

LABEL	VALUE	COUNT	PCT	PCT Excl. Reserve Codes
STRONGLY AGREE	1	326	8.1%	9.2%
AGREE	2	607	15.1%	17.1%
NEITHER AGREE NOR DISAGREE	3	1238	30.7%	34.8%
DISAGREE	4	493	12.2%	13.9%
STRONGLY DISAGREE	5	889	22.0%	25.0%
SUBTOTALS:		3553	88.1%	100.0%
RESERVED CODES:				
DON'T KNOW	D	12	0.3%	n/a
NO ANSWER	N	6	0.1%	n/a
NOT APPLICABLE	I	424	10.5%	n/a
SKIPPED ON WEB	S	37	0.9%	n/a
TOTALS:		4032	100.0%	100.0%

Variable: GOVCHRST Type: Numeric

Label:

(Please indicate to what extent you agree or disagree with each of the following statements.)

The federal government should advocate Christian values.

Notes: Handcard H6 contained punches 1-5.

LABEL	VALUE	COUNT	PCT	PCT Excl. Reserve Codes
STRONGLY AGREE	1	287	7.1%	8.1%
AGREE	2	598	14.8%	16.8%
NEITHER AGREE NOR DISAGREE	3	1087	27.0%	30.5%
DISAGREE	4	696	17.3%	19.6%
STRONGLY DISAGREE	5	891	22.1%	25.0%
SUBTOTALS:		3559	88.3%	100.0%
RESERVED CODES:				
DON'T KNOW	D	4	0.1%	n/a
NO ANSWER	N	4	0.1%	n/a
NOT APPLICABLE	I	424	10.5%	n/a

Codebook and Unweighted Frequencies for the 2021 General Social Survey (GSS)

Religion

Variable: GOVCHRST Type: Numeric

Label:

(Please indicate to what extent you agree or disagree with each of the following statements.)

The federal government should advocate Christian values.

Notes: Handcard H6 contained punches 1-5.

LABEL	VALUE	COUNT	PCT	PCT Excl. Reserve Codes
SKIPPED ON WEB	S	41	1.0%	n/a
TOTALS:		4032	100.0%	100.0%

Variable: RELIGINF Type: Numeric

Label:

(Please indicate to what extent you agree or disagree with each of the following statements.) The U.S.

would be a better country if religion had less influence.

Notes: Handcard H6 contained punches 1-5.

LABEL	VALUE	COUNT	PCT	PCT Excl. Reserve Codes
STRONGLY AGREE	1	514	12.7%	14.4%
AGREE	2	565	14.0%	15.9%
NEITHER AGREE NOR DISAGREE	3	1069	26.5%	30.0%
DISAGREE	4	890	22.1%	25.0%
STRONGLY DISAGREE	5	521	12.9%	14.6%
SUBTOTALS:		3559	88.3%	100.0%
RESERVED CODES:				
DON'T KNOW	D	3	0.1%	n/a
NO ANSWER	N	5	0.1%	n/a
NOT APPLICABLE	I	427	10.6%	n/a
SKIPPED ON WEB	S	38	0.9%	n/a
TOTALS:		4032	100.0%	100.0%

Codebook and Unweighted Frequencies for the 2021 General Social Survey (GSS)

Social Inequality

Variable: BUSEQINC Type: Numeric

Label:

Some people think that major companies ought to reduce the pay differences between employees with high pay and those with low pay, perhaps by reducing the pay of executives or by increasing the pay of unskilled workers. Others think that major companies should not concern themselves with reducing this pay difference between employees with high pay and those with low pay.

Think of a score of 1 as meaning that major companies ought to reduce the pay differences between employees with high pay and those with low pay, and a score of 7 meaning that major companies should not concern themselves with reducing pay differences. What score between 1 and 7 comes closest to the way you feel?

Notes: Showcard I-1 contained punches 1-7.

LABEL	VALUE	COUNT	PCT	PCT Excl. Reserve Codes
MAJOR COMPANIES SHOULD DO SOMETHING TO REDUCE PAY DIFFERENCES BETWEEN EMPLOYEES WITH HIGH PAY AND THOSE WITH LOW PAY	1	547	13.6%	31.2%
	2	1110	27.5%	63.3%
MAJOR COMPANIES SHOULD NOT CONCERN THEMSELVES WITH PAY DIFFERENCES	7	97	2.4%	5.5%
SUBTOTALS:		1754	43.5%	100.0%
RESERVED CODES:				
DON'T KNOW	D	5	0.1%	n/a
NO ANSWER	N	4	0.1%	n/a
NOT APPLICABLE	I	2241	55.6%	n/a
SKIPPED ON WEB	S	28	0.7%	n/a
TOTALS:		4032	100.0%	100.0%

Variable: TRDUNIO1 Type: Numeric

Label:

To what extent do you agree or disagree with the following statements?
Workers need strong trade unions to protect their interests.

Notes: Showcard I-2 contained punches 1-6.

LABEL	VALUE	COUNT	PCT	PCT Excl. Reserve Codes
STRONGLY AGREE	1	246	6.1%	14.5%
AGREE	2	555	13.8%	32.7%
NEITHER AGREE NOR DISAGREE	3	542	13.4%	31.9%
DISAGREE	4	227	5.6%	13.4%
STRONGLY DISAGREE	5	127	3.1%	7.5%
SUBTOTALS:		1697	42.1%	100.0%
RESERVED CODES:				

Codebook and Unweighted Frequencies for the 2021 General Social Survey (GSS)

Social Inequality

Variable: TRDUNIO1 Type: Numeric

Label:

To what extent do you agree or disagree with the following statements?
Workers need strong trade unions to protect their interests.

Notes: Showcard I-2 contained punches 1-6.

LABEL	VALUE	COUNT	PCT	PCT Excl. Reserve Codes
CAN'T CHOOSE	D	72	1.8%	n/a
NO ANSWER	N	2	0.0%	n/a
NOT APPLICABLE	I	2242	55.6%	n/a
SKIPPED ON WEB	S	19	0.5%	n/a
TOTALS:		4032	100.0%	100.0%

Variable: BOARDREP Type: Numeric

Label:

(To what extent do you agree or disagree with the following statements?)
Workers should be represented on the board of directors at major
companies.

Notes: Showcard I-2 contained punches 1-6.

LABEL	VALUE	COUNT	PCT	PCT Excl. Reserve Codes
STRONGLY AGREE	1	427	10.6%	25.1%
AGREE	2	820	20.3%	48.2%
NEITHER AGREE NOR DISAGREE	3	342	8.5%	20.1%
DISAGREE	4	84	2.1%	4.9%
STRONGLY DISAGREE	5	28	0.7%	1.6%
SUBTOTALS:		1701	42.2%	100.0%
RESERVED CODES:				
CAN'T CHOOSE	D	61	1.5%	n/a
NO ANSWER	N	2	0.0%	n/a
NOT APPLICABLE	I	2243	55.6%	n/a
SKIPPED ON WEB	S	25	0.6%	n/a
TOTALS:		4032	100.0%	100.0%

Codebook and Unweighted Frequencies for the 2021 General Social Survey (GSS)

Social Inequality

Variable: UPWAGES Type: Numeric

Label:

(To what extent do you agree or disagree with the following statements?)

The government should ensure that the wages of low-paying jobs increase as the economy grows.

Notes: Showcard I-2 contained punches 1-6.

LABEL	VALUE	COUNT	PCT	PCT Excl. Reserve Codes
STRONGLY AGREE	1	537	13.3%	31.3%
AGREE	2	708	17.6%	41.3%
NEITHER AGREE NOR DISAGREE	3	254	6.3%	14.8%
DISAGREE	4	144	3.6%	8.4%
STRONGLY DISAGREE	5	71	1.8%	4.1%
SUBTOTALS:		1714	42.5%	100.0%
RESERVED CODES:				
CAN'T CHOOSE	D	51	1.3%	n/a
NO ANSWER	N	2	0.0%	n/a
NOT APPLICABLE	I	2243	55.6%	n/a
SKIPPED ON WEB	S	22	0.5%	n/a
TOTALS:		4032	100.0%	100.0%

Variable: LIMITPAY Type: Numeric

Label:

(To what extent do you agree or disagree with the following statements?)

The government should take steps to limit the pay of executives at major companies.

Notes: Showcard I-2 contained punches 1-6.

LABEL	VALUE	COUNT	PCT	PCT Excl. Reserve Codes
STRONGLY AGREE	1	259	6.4%	15.3%
AGREE	2	432	10.7%	25.5%
NEITHER AGREE NOR DISAGREE	3	459	11.4%	27.0%
DISAGREE	4	374	9.3%	22.0%
STRONGLY DISAGREE	5	173	4.3%	10.2%
SUBTOTALS:		1697	42.1%	100.0%
RESERVED CODES:				
CAN'T CHOOSE	D	71	1.8%	n/a
NO ANSWER	N	2	0.0%	n/a
NOT APPLICABLE	I	2244	55.7%	n/a

Codebook and Unweighted Frequencies for the 2021 General Social Survey (GSS)

Social Inequality

Variable: LIMITPAY Type: Numeric

Label:

(To what extent do you agree or disagree with the following statements?)
The government should take steps to limit the pay of executives at major companies.

Notes: Showcard I-2 contained punches 1-6.

LABEL	VALUE	COUNT	PCT	PCT Excl. Reserve Codes
SKIPPED ON WEB	S	18	0.4%	n/a
TOTALS:		4032	100.0%	100.0%

Variable: PRFTIMPV Type: Numeric

Label:

(To what extent do you agree or disagree with the following statements?)
Allowing business to make good profits is the best way to improve everyone's standard of living.

Notes: Showcard I-2 contained punches 1-6.

LABEL	VALUE	COUNT	PCT	PCT Excl. Reserve Codes
STRONGLY AGREE	1	184	4.6%	10.9%
AGREE	2	627	15.6%	37.1%
NEITHER AGREE NOR DISAGREE	3	555	13.8%	32.8%
DISAGREE	4	246	6.1%	14.6%
STRONGLY DISAGREE	5	78	1.9%	4.6%
SUBTOTALS:		1690	41.9%	100.0%
RESERVED CODES:				
CAN'T CHOOSE	D	69	1.7%	n/a
NO ANSWER	N	3	0.1%	n/a
NOT APPLICABLE	I	2245	55.7%	n/a
SKIPPED ON WEB	S	25	0.6%	n/a
TOTALS:		4032	100.0%	100.0%

Codebook and Unweighted Frequencies for the 2021 General Social Survey (GSS)

Social Inequality

Variable: GOVFNANC Type: Numeric

Label:

(To what extent do you agree or disagree with the following statements?)

The government should finance projects to create new jobs,
even if it might require a tax increase to pay for it.

Notes: Showcard I-2 contained punches 1-6.

LABEL	VALUE	COUNT	PCT	PCT Excl. Reserve Codes
STRONGLY AGREE	1	180	4.5%	10.6%
AGREE	2	566	14.0%	33.3%
NEITHER AGREE NOR DISAGREE	3	540	13.4%	31.8%
DISAGREE	4	312	7.7%	18.4%
STRONGLY DISAGREE	5	100	2.5%	5.9%
SUBTOTALS:		1698	42.1%	100.0%
RESERVED CODES:				
CAN'T CHOOSE	D	64	1.6%	n/a
NO ANSWER	N	3	0.1%	n/a
NOT APPLICABLE	I	2245	55.7%	n/a
SKIPPED ON WEB	S	22	0.5%	n/a
TOTALS:		4032	100.0%	100.0%

Variable: DCLINDUS Type: Numeric

Label:

(To what extent do you agree or disagree with the following statements?)

The government should support declining industries to protect jobs,
even if it might require a tax increase to pay for it.

Notes: Showcard I-2 contained punches 1-6.

LABEL	VALUE	COUNT	PCT	PCT Excl. Reserve Codes
STRONGLY AGREE	1	54	1.3%	3.2%
AGREE	2	311	7.7%	18.5%
NEITHER AGREE NOR DISAGREE	3	582	14.4%	34.7%
DISAGREE	4	553	13.7%	33.0%
STRONGLY DISAGREE	5	177	4.4%	10.6%
SUBTOTALS:		1677	41.6%	100.0%
RESERVED CODES:				
CAN'T CHOOSE	D	82	2.0%	n/a
NO ANSWER	N	2	0.0%	n/a
NOT APPLICABLE	I	2246	55.7%	n/a

Codebook and Unweighted Frequencies for the 2021 General Social Survey (GSS)

Social Inequality

Variable: DCLINDUS Type: Numeric

Label:

(To what extent do you agree or disagree with the following statements?)

The government should support declining industries to protect jobs, even if it might require a tax increase to pay for it.

Notes: Showcard I-2 contained punches 1-6.

LABEL	VALUE	COUNT	PCT	PCT Excl. Reserve Codes
SKIPPED ON WEB	S	25	0.6%	n/a
TOTALS:		4032	100.0%	100.0%

Variable: GOVFNAID Type: Numeric

Label:

(To what extent do you agree or disagree with the following statements?)

The government should give financial assistance to college students from low-income families, even if it might require a tax increase to pay for it.

Notes: Showcard I-2 contained punches 1-6.

LABEL	VALUE	COUNT	PCT	PCT Excl. Reserve Codes
STRONGLY AGREE	1	281	7.0%	16.4%
AGREE	2	681	16.9%	39.8%
NEITHER AGREE NOR DISAGREE	3	419	10.4%	24.5%
DISAGREE	4	242	6.0%	14.1%
STRONGLY DISAGREE	5	90	2.2%	5.3%
SUBTOTALS:		1713	42.5%	100.0%
RESERVED CODES:				
CAN'T CHOOSE	D	52	1.3%	n/a
NO ANSWER	N	2	0.0%	n/a
NOT APPLICABLE	I	2250	55.8%	n/a
SKIPPED ON WEB	S	15	0.4%	n/a
TOTALS:		4032	100.0%	100.0%

Codebook and Unweighted Frequencies for the 2021 General Social Survey (GSS)

Social Inequality

Variable: LGINCDIF Type: Numeric

Label:

(To what extent do you agree or disagree with the following statements?)

Large differences in income are necessary for America's prosperity.

Notes: Showcard I-2 contained punches 1-6.

LABEL	VALUE	COUNT	PCT	PCT Excl. Reserve Codes
STRONGLY AGREE	1	35	0.9%	2.1%
AGREE	2	161	4.0%	9.6%
NEITHER AGREE NOR DISAGREE	3	451	11.2%	26.8%
DISAGREE	4	664	16.5%	39.4%
STRONGLY DISAGREE	5	373	9.3%	22.1%
SUBTOTALS:		1684	41.8%	100.0%
RESERVED CODES:				
CAN'T CHOOSE	D	75	1.9%	n/a
NO ANSWER	N	3	0.1%	n/a
NOT APPLICABLE	I	2252	55.9%	n/a
SKIPPED ON WEB	S	18	0.4%	n/a
TOTALS:		4032	100.0%	100.0%

Codebook and Unweighted Frequencies for the 2021 General Social Survey (GSS)

CDC High Risk Behaviors

Variable: PARTNERS Type: Numeric

Label: How many sex partners have you had in the last 12 months?

Notes:

LABEL	VALUE	COUNT	PCT	PCT Excl. Reserve Codes
NO PARTNERS	0	599	14.9%	25.9%
1 PARTNERS	1	1504	37.3%	65.0%
2 PARTNERS	2	83	2.1%	3.6%
3 PARTNERS	3	44	1.1%	1.9%
4 PARTNERS	4	27	0.7%	1.2%
5-10 PARTNERS	5	40	1.0%	1.7%
11-20 PARTNERS	6	4	0.1%	0.2%
21-100 PARTNERS	7	2	0.0%	0.1%
MORE THAN 100 PARTNERS	8	4	0.1%	0.2%
1+ PARTNERS (UNSPECIFIED)	9	6	0.1%	0.3%
SUBTOTALS:		2313	57.4%	100.0%
RESERVED CODES:				
DON'T KNOW	D	10	0.2%	n/a
NO ANSWER	N	11	0.3%	n/a
NOT APPLICABLE	I	1698	42.1%	n/a
TOTALS:		4032	100.0%	100.0%

Variable: PAIDSEX Type: Numeric

Label:

(If you had other partners, does this describe any of them?)

Person you paid or paid you for sex

Notes:

LABEL	VALUE	COUNT	PCT	PCT Excl. Reserve Codes
YES	1	11	0.3%	4.3%
NO	2	243	6.0%	95.7%
SUBTOTALS:		254	6.3%	100.0%
RESERVED CODES:				
DON'T KNOW	D	11	0.3%	n/a
NO ANSWER	N	20	0.5%	n/a
NOT APPLICABLE	I	3747	92.9%	n/a
TOTALS:		4032	100.0%	100.0%

Codebook and Unweighted Frequencies for the 2021 General Social Survey (GSS)

CDC High Risk Behaviors

Variable: OTHERSEX Type: Numeric

Label:
(If you had other partners,
does this describe any of them?...) Other

Notes:

LABEL	VALUE	COUNT	PCT	PCT Excl. Reserve Codes
YES	1	23	0.6%	9.5%
NO	2	220	5.5%	90.5%
SUBTOTALS:		243	6.0%	100.0%
RESERVED CODES:				
DON'T KNOW	D	20	0.5%	n/a
NO ANSWER	N	20	0.5%	n/a
NOT APPLICABLE	I	3749	93.0%	n/a
TOTALS:		4032	100.0%	100.0%

Variable: FRNDSEX Type: Numeric

Label:
(If you had other partners,
does this describe any of them?...) Close personal friend

Notes:

LABEL	VALUE	COUNT	PCT	PCT Excl. Reserve Codes
YES	1	146	3.6%	56.8%
NO	2	111	2.8%	43.2%
SUBTOTALS:		257	6.4%	100.0%
RESERVED CODES:				
DON'T KNOW	D	8	0.2%	n/a
NO ANSWER	N	20	0.5%	n/a
NOT APPLICABLE	I	3747	92.9%	n/a
TOTALS:		4032	100.0%	100.0%

Codebook and Unweighted Frequencies for the 2021 General Social Survey (GSS)

CDC High Risk Behaviors

Variable: ACQNTSEX Type: Numeric

Label:
 (If you had other partners,
 does this describe any of them?...) Neighbor, co-worker,
 or long-term acquaintance

Notes:

LABEL	VALUE	COUNT	PCT	PCT Excl. Reserve Codes
YES	1	121	3.0%	48.0%
NO	2	131	3.2%	52.0%
SUBTOTALS:		252	6.3%	100.0%
RESERVED CODES:				
DON'T KNOW	D	12	0.3%	n/a
NO ANSWER	N	20	0.5%	n/a
NOT APPLICABLE	I	3748	93.0%	n/a
TOTALS:		4032	100.0%	100.0%

Variable: PIKUPSEX Type: Numeric

Label:
 (If you had other partners,
 does this describe any of them?...) Casual date or pick-up

Notes:

LABEL	VALUE	COUNT	PCT	PCT Excl. Reserve Codes
YES	1	125	3.1%	49.0%
NO	2	130	3.2%	51.0%
SUBTOTALS:		255	6.3%	100.0%
RESERVED CODES:				
DON'T KNOW	D	11	0.3%	n/a
NO ANSWER	N	20	0.5%	n/a
NOT APPLICABLE	I	3746	92.9%	n/a
TOTALS:		4032	100.0%	100.0%

Codebook and Unweighted Frequencies for the 2021 General Social Survey (GSS)

CDC High Risk Behaviors

Variable: MATESEX Type: Numeric

Label:
Was one of the partners your husband or wife or regular sexual partner?

Notes:

LABEL	VALUE	COUNT	PCT	PCT Excl. Reserve Codes
YES	1	1567	38.9%	92.3%
NO	2	130	3.2%	7.7%
SUBTOTALS:		1697	42.1%	100.0%
RESERVED CODES:				
DON'T KNOW	D	8	0.2%	n/a
NO ANSWER	N	20	0.5%	n/a
NOT APPLICABLE	I	2307	57.2%	n/a
TOTALS:		4032	100.0%	100.0%

Variable: SEXSEX Type: Numeric

Label: Have your sex partners in the last 12 months been...

Notes:

LABEL	VALUE	COUNT	PCT	PCT Excl. Reserve Codes
EXCLUSIVELY MALE	1	884	21.9%	52.3%
BOTH MALE AND FEMALE	2	16	0.4%	0.9%
EXCLUSIVELY FEMALE	3	789	19.6%	46.7%
SUBTOTALS:		1689	41.9%	100.0%
RESERVED CODES:				
DON'T KNOW	D	17	0.4%	n/a
NO ANSWER	N	19	0.5%	n/a
NOT APPLICABLE	I	2307	57.2%	n/a
TOTALS:		4032	100.0%	100.0%

Codebook and Unweighted Frequencies for the 2021 General Social Survey (GSS)

CDC High Risk Behaviors

Variable: SEXFREQ Type: Numeric

Label: About how often did you have sex during the last 12 months?

Notes:

LABEL	VALUE	COUNT	PCT	PCT Excl. Reserve Codes
NOT AT ALL	0	633	15.7%	29.3%
ONCE OR TWICE	1	251	6.2%	11.6%
ABOUT ONCE A MONTH	2	283	7.0%	13.1%
TWO OR THREE TIMES A MONTH	3	351	8.7%	16.3%
ABOUT ONCE A WEEK	4	287	7.1%	13.3%
TWO OR THREE TIMES A WEEK	5	268	6.6%	12.4%
FOUR OR MORE TIMES A WEEK	6	84	2.1%	3.9%
SUBTOTALS:		2157	53.5%	100.0%
RESERVED CODES:				
DON'T KNOW	D	128	3.2%	n/a
NO ANSWER	N	47	1.2%	n/a
NOT APPLICABLE	I	1700	42.2%	n/a
TOTALS:		4032	100.0%	100.0%

Variable: PARTNRS5 Type: Numeric

Label:
Now thinking about the past five years--the time since
February/March 2015, and including the past 12 months,
how many sex partners have you had in that five year period?

Notes:

LABEL	VALUE	COUNT	PCT	PCT Excl. Reserve Codes
NO PARTNERS	0	336	8.3%	14.5%
1 PARTNERS	1	1416	35.1%	61.2%
2 PARTNERS	2	151	3.7%	6.5%
3 PARTNERS	3	83	2.1%	3.6%
4 PARTNERS	4	64	1.6%	2.8%
5-10 PARTNERS	5	109	2.7%	4.7%
11-20 PARTNERS	6	40	1.0%	1.7%
21-100 PARTNERS	7	25	0.6%	1.1%
MORE THAN 100 PARTNERS	8	7	0.2%	0.3%
1+ PARTNERS (UNSPECIFIED)	9	83	2.1%	3.6%
SUBTOTALS:		2314	57.4%	100.0%

Codebook and Unweighted Frequencies for the 2021 General Social Survey (GSS)

CDC High Risk Behaviors

Variable: PARTNRS5 Type: Numeric

Label:

Now thinking about the past five years--the time since February/March 2015, and including the past 12 months, how many sex partners have you had in that five year period?

Notes:

LABEL	VALUE	COUNT	PCT	PCT Excl. Reserve Codes
RESERVED CODES:				
DON'T KNOW	D	8	0.2%	n/a
NO ANSWER	N	12	0.3%	n/a
NOT APPLICABLE	I	1698	42.1%	n/a
TOTALS:		4032	100.0%	100.0%

Variable: SEXSEX5 Type: Numeric

Label:

(Now thinking about the past five years--the time since February/March 2015, and including the past 12 month), have your sex partners in the last five years been...

Notes:

LABEL	VALUE	COUNT	PCT	PCT Excl. Reserve Codes
EXCLUSIVELY MALE	1	1007	25.0%	52.3%
BOTH MALE AND FEMALE	2	55	1.4%	2.9%
EXCLUSIVELY FEMALE	3	863	21.4%	44.8%
SUBTOTALS:		1925	47.7%	100.0%
RESERVED CODES:				
DON'T KNOW	D	23	0.6%	n/a
NO ANSWER	N	21	0.5%	n/a
NOT APPLICABLE	I	2063	51.2%	n/a
TOTALS:		4032	100.0%	100.0%

Codebook and Unweighted Frequencies for the 2021 General Social Survey (GSS)

CDC High Risk Behaviors

Variable: NUMWOMEN Type: Numeric

Label:

Now thinking about the time since your 18th birthday
(including the past 12 months),
how many female partners have you had sex with?

Notes:

NUMWOMEN and NUMMEN code exact number of
partners in PARTNERS.

The numbers above are for convenience of display only.

LABEL	VALUE	COUNT	PCT	PCT Excl. Reserve Codes
0	0	1098	27.2%	51.3%
1	1	236	5.9%	11.0%
2	2	108	2.7%	5.0%
3	3	79	2.0%	3.7%
4-6	4	210	5.2%	9.8%
7-9	7	60	1.5%	2.8%
10-14	10	118	2.9%	5.5%
15-24	15	92	2.3%	4.3%
25-988	25	133	3.3%	6.2%
989+	989	1	0.0%	0.0%
NO ANSWER	999	7	0.2%	0.3%
SUBTOTALS:		2142	53.1%	100.0%
RESERVED CODES:				
NOT APPLICABLE	I	1795	44.5%	n/a
N	N	95	2.4%	n/a
TOTALS:		4032	100.0%	100.0%

Codebook and Unweighted Frequencies for the 2021 General Social Survey (GSS)

CDC High Risk Behaviors

Variable: NUMMEN Type: Numeric

Label:

Now thinking about the time since your 18th birthday
(including the past 12 months),
how many male partners have you had sex with?

Notes:

NUMWOMEN and NUMMEN code exact number of
partners in PARTNERS.

The numbers above are for convenience of display only.

LABEL	VALUE	COUNT	PCT	PCT Excl. Reserve Codes
0	0	945	23.4%	43.7%
1	1	306	7.6%	14.2%
2	2	136	3.4%	6.3%
3	3	111	2.8%	5.1%
4-6	4	249	6.2%	11.5%
7-9	7	87	2.2%	4.0%
10-14	10	139	3.4%	6.4%
15-24	15	87	2.2%	4.0%
25-988	25	88	2.2%	4.1%
989+	989	3	0.1%	0.1%
NO ANSWER	999	10	0.2%	0.5%
1000	1000	1	0.0%	0.0%
SUBTOTALS:		2162	53.6%	100.0%
RESERVED CODES:				
NOT APPLICABLE	I	1768	43.8%	n/a
N	N	102	2.5%	n/a
TOTALS:		4032	100.0%	100.0%

Codebook and Unweighted Frequencies for the 2021 General Social Survey (GSS)

CDC High Risk Behaviors

Variable: EVPAIDSX Type: Numeric

Label: Thinking about the time since your 18th birthday, have you ever had sex with a person you paid or who paid you for sex?

Notes:

Not applicable includes those who did not complete the supplement, and those with no partners since age 18.

LABEL	VALUE	COUNT	PCT	PCT Excl. Reserve Codes
YES	1	143	3.5%	6.3%
NO	2	2132	52.9%	93.7%
SUBTOTALS:		2275	56.4%	100.0%
RESERVED CODES:				
DON'T KNOW	D	22	0.5%	n/a
NO ANSWER	N	31	0.8%	n/a
NOT APPLICABLE	I	1704	42.3%	n/a
TOTALS:		4032	100.0%	100.0%

Variable: EVSTRAY Type: Numeric

Label:

Have you ever had sex with someone other than your husband or wife while you were married?

Notes:

Not applicable includes those who did not complete the supplement, and those with no partners since age 18.

LABEL	VALUE	COUNT	PCT	PCT Excl. Reserve Codes
YES	1	297	7.4%	11.1%
NO	2	1408	34.9%	52.6%
NEVER MARRIED	3	972	24.1%	36.3%
SUBTOTALS:		2677	66.4%	100.0%
RESERVED CODES:				
DON'T KNOW	D	18	0.4%	n/a
NO ANSWER	N	51	1.3%	n/a
NOT APPLICABLE	I	1286	31.9%	n/a
TOTALS:		4032	100.0%	100.0%

Codebook and Unweighted Frequencies for the 2021 General Social Survey (GSS)

CDC High Risk Behaviors

Variable: CONDOM Type: Numeric

Label: The last time you had sex, was a condom used?
By 'sex' we mean vaginal, oral, or anal sex.

Notes:

Not applicable includes those who did not complete the supplement, and those with no partners since age 18.

LABEL	VALUE	COUNT	PCT	PCT Excl. Reserve Codes
USED LAST TIME	1	356	8.8%	16.5%
NOT USED	2	1801	44.7%	83.5%
SUBTOTALS:		2157	53.5%	100.0%
RESERVED CODES:				
DON'T KNOW	D	107	2.7%	n/a
NO ANSWER	N	7	0.2%	n/a
NOT APPLICABLE	I	1704	42.3%	n/a
SKIPPED ON WEB	S	57	1.4%	n/a
TOTALS:		4032	100.0%	100.0%

Variable: RELATSEX Type: Numeric

Label: The last time you had sex, was it with someone you were in an on-going relationship with,
or was it with someone else? Remember that by 'sex' we mean only vaginal, oral, or anal sex.

Notes: Not applicable includes those who did not complete the supplement, and those with no partners since age 18.

LABEL	VALUE	COUNT	PCT	PCT Excl. Reserve Codes
YES, THE LAST TIME I HAD SEX, IT WAS WITH SOMEONE I WAS IN AN ON-GOING RELATIONSHIP WITH	1	1993	49.4%	91.2%
NO, THE LAST TIME I HAD SEX, IT WAS NOT WITH SOMEONE I WAS IN AN ON-GOING RELATIONSHIP WITH	2	193	4.8%	8.8%
SUBTOTALS:		2186	54.2%	100.0%
RESERVED CODES:				
DON'T KNOW	D	90	2.2%	n/a
NO ANSWER	N	6	0.1%	n/a
NOT APPLICABLE	I	1705	42.3%	n/a
SKIPPED ON WEB	S	45	1.1%	n/a
TOTALS:		4032	100.0%	100.0%

Codebook and Unweighted Frequencies for the 2021 General Social Survey (GSS)

CDC High Risk Behaviors

Variable: EVIDU Type: Numeric

Label: Have you ever, even once, taken any drugs by injection with a needle (like heroin, cocaine, amphetamines, or steroids)?
DO NOT include anything you took under a doctor's orders.

Notes:
 Not applicable includes those who did not complete the supplement.

LABEL	VALUE	COUNT	PCT	PCT Excl. Reserve Codes
YES	1	61	1.5%	2.7%
NO	2	2199	54.5%	97.3%
SUBTOTALS:		2260	56.1%	100.0%
RESERVED CODES:				
DON'T KNOW	D	36	0.9%	n/a
NO ANSWER	N	2	0.0%	n/a
NOT APPLICABLE	I	1707	42.3%	n/a
SKIPPED ON WEB	S	27	0.7%	n/a
TOTALS:		4032	100.0%	100.0%

Variable: IDU30 Type: Numeric

Label: How long has it been since you last used a needle to inject drugs?

Notes: Not applicable includes those who did not complete the supplement, and respondents with punch 2 on EVIDU.

LABEL	VALUE	COUNT	PCT	PCT Excl. Reserve Codes
WITHIN THE PAST 30 DAYS	1	4	0.1%	7.3%
MORE THAN 30 DAYS AGO BUT WITHIN THE PAST 12 MONTHS	2	8	0.2%	14.5%
MORE THAN 12 MONTHS AGO BUT WITHIN THE PAST 3 YEARS	3	6	0.1%	10.9%
MORE THAN 3 YEARS AGO	4	37	0.9%	67.3%
SUBTOTALS:		55	1.4%	100.0%
RESERVED CODES:				
DON'T KNOW	D	3	0.1%	n/a
NO ANSWER	N	2	0.0%	n/a
NOT APPLICABLE	I	3969	98.4%	n/a
SKIPPED ON WEB	S	3	0.1%	n/a
TOTALS:		4032	100.0%	100.0%

Codebook and Unweighted Frequencies for the 2021 General Social Survey (GSS)

CDC High Risk Behaviors

Variable: EVCRAK Type: Numeric

Label: Have you ever, even once, used 'crack' cocaine in chunk or rock form?

Notes:

Not applicable includes those who did not complete the supplement.

LABEL	VALUE	COUNT	PCT	PCT Excl. Reserve Codes
YES	1	110	2.7%	4.8%
NO	2	2168	53.8%	95.2%
SUBTOTALS:		2278	56.5%	100.0%
RESERVED CODES:				
DON'T KNOW	D	26	0.6%	n/a
NO ANSWER	N	1	0.0%	n/a
NOT APPLICABLE	I	1707	42.3%	n/a
SKIPPED ON WEB	S	20	0.5%	n/a
TOTALS:		4032	100.0%	100.0%

Variable: CRACK30 Type: Numeric

Label: How long has it been since you last used 'crack' cocaine in chunk or rock form?

Notes: Not applicable includes those who did not complete the supplement, and respondents with punch 2 on EVCRAK.

LABEL	VALUE	COUNT	PCT	PCT Excl. Reserve Codes
WITHIN THE PAST 30 DAYS	1	1	0.0%	0.9%
MORE THAN 30 DAYS AGO BUT WITHIN THE PAST 12 MONTHS	2	11	0.3%	10.3%
MORE THAN 12 MONTHS AGO BUT WITHIN THE PAST 3 YEARS	3	5	0.1%	4.7%
MORE THAN 3 YEARS AGO	4	90	2.2%	84.1%
SUBTOTALS:		107	2.7%	100.0%
RESERVED CODES:				
DON'T KNOW	D	3	0.1%	n/a
NO ANSWER	N	21	0.5%	n/a
NOT APPLICABLE	I	3901	96.8%	n/a
TOTALS:		4032	100.0%	100.0%

Codebook and Unweighted Frequencies for the 2021 General Social Survey (GSS)

CDC High Risk Behaviors

Variable: HIVTEST Type: Numeric

Label: Have you ever been tested for HIV?

Do not count tests you may have had as part of a blood donation. Include oral test (where they take a swab from your mouth).

Notes:

Not applicable includes those who did not complete the supplement.

LABEL	VALUE	COUNT	PCT	PCT Excl. Reserve Codes
YES	1	737	18.3%	33.2%
NO	2	1480	36.7%	66.8%
SUBTOTALS:		2217	55.0%	100.0%
RESERVED CODES:				
DON'T KNOW	D	87	2.2%	n/a
NO ANSWER	N	1	0.0%	n/a
NOT APPLICABLE	I	1707	42.3%	n/a
SKIPPED ON WEB	S	20	0.5%	n/a
TOTALS:		4032	100.0%	100.0%

Codebook and Unweighted Frequencies for the 2021 General Social Survey (GSS)

CDC High Risk Behaviors

Variable: HIVTEST1 Type: Numeric

Label: Not including blood donations,
in what month and year was your last HIV
test?

Notes:

LABEL	VALUE	COUNT	PCT	PCT Excl. Reserve Codes
19800098	19800098	1	0.0%	0.1%
19800099	19800099	1	0.0%	0.1%
19810099	19810099	1	0.0%	0.1%
19820099	19820099	1	0.0%	0.1%
19840002	19840002	1	0.0%	0.1%
19840008	19840008	1	0.0%	0.1%
19860008	19860008	1	0.0%	0.1%
19860011	19860011	1	0.0%	0.1%
19870002	19870002	1	0.0%	0.1%
19870003	19870003	1	0.0%	0.1%
19870008	19870008	1	0.0%	0.1%
19870009	19870009	1	0.0%	0.1%
19870012	19870012	2	0.0%	0.3%
19870098	19870098	3	0.1%	0.4%
19880001	19880001	1	0.0%	0.1%
19880004	19880004	1	0.0%	0.1%
19880007	19880007	1	0.0%	0.1%
19880008	19880008	1	0.0%	0.1%
19880098	19880098	1	0.0%	0.1%
19890006	19890006	1	0.0%	0.1%
19890010	19890010	1	0.0%	0.1%
19890098	19890098	3	0.1%	0.4%
19900001	19900001	1	0.0%	0.1%
19900002	19900002	2	0.0%	0.3%
19900006	19900006	1	0.0%	0.1%
19900007	19900007	1	0.0%	0.1%
19900011	19900011	1	0.0%	0.1%
19900098	19900098	2	0.0%	0.3%
19900099	19900099	1	0.0%	0.1%
19910008	19910008	1	0.0%	0.1%
19910012	19910012	1	0.0%	0.1%

Codebook and Unweighted Frequencies for the 2021 General Social Survey (GSS)

CDC High Risk Behaviors

Variable: HIVTEST1 Type: Numeric

Label: Not including blood donations,
in what month and year was your last HIV
test?

Notes:

LABEL	VALUE	COUNT	PCT	PCT Excl. Reserve Codes
19910098	19910098	2	0.0%	0.3%
19920007	19920007	1	0.0%	0.1%
19920008	19920008	1	0.0%	0.1%
19920009	19920009	1	0.0%	0.1%
19920010	19920010	1	0.0%	0.1%
19920099	19920099	1	0.0%	0.1%
19930004	19930004	1	0.0%	0.1%
19930005	19930005	2	0.0%	0.3%
19930006	19930006	1	0.0%	0.1%
19930098	19930098	2	0.0%	0.3%
19930099	19930099	1	0.0%	0.1%
19940003	19940003	1	0.0%	0.1%
19940005	19940005	1	0.0%	0.1%
19940099	19940099	1	0.0%	0.1%
19950001	19950001	1	0.0%	0.1%
19950005	19950005	1	0.0%	0.1%
19950006	19950006	3	0.1%	0.4%
19950008	19950008	2	0.0%	0.3%
19950009	19950009	3	0.1%	0.4%
19950010	19950010	1	0.0%	0.1%
19950098	19950098	1	0.0%	0.1%
19950099	19950099	1	0.0%	0.1%
19960001	19960001	1	0.0%	0.1%
19960002	19960002	1	0.0%	0.1%
19960005	19960005	3	0.1%	0.4%
19960008	19960008	1	0.0%	0.1%
19960098	19960098	2	0.0%	0.3%
19960099	19960099	1	0.0%	0.1%
19970003	19970003	1	0.0%	0.1%
19970005	19970005	1	0.0%	0.1%
19970006	19970006	2	0.0%	0.3%

Codebook and Unweighted Frequencies for the 2021 General Social Survey (GSS)

CDC High Risk Behaviors

Variable: HIVTEST1 Type: Numeric

Label: Not including blood donations,
in what month and year was your last HIV
test?

Notes:

LABEL	VALUE	COUNT	PCT	PCT Excl. Reserve Codes
19980001	19980001	1	0.0%	0.1%
19980003	19980003	1	0.0%	0.1%
19980004	19980004	1	0.0%	0.1%
19980005	19980005	1	0.0%	0.1%
19980006	19980006	1	0.0%	0.1%
19980011	19980011	1	0.0%	0.1%
19980098	19980098	1	0.0%	0.1%
19990002	19990002	1	0.0%	0.1%
19990004	19990004	1	0.0%	0.1%
19990006	19990006	1	0.0%	0.1%
19990007	19990007	1	0.0%	0.1%
19990009	19990009	1	0.0%	0.1%
19990098	19990098	2	0.0%	0.3%
19990099	19990099	2	0.0%	0.3%
20000001	20000001	2	0.0%	0.3%
20000002	20000002	1	0.0%	0.1%
20000004	20000004	2	0.0%	0.3%
20000006	20000006	1	0.0%	0.1%
20000007	20000007	1	0.0%	0.1%
20000008	20000008	1	0.0%	0.1%
20000009	20000009	1	0.0%	0.1%
20000010	20000010	1	0.0%	0.1%
20000098	20000098	2	0.0%	0.3%
20010004	20010004	1	0.0%	0.1%
20010006	20010006	1	0.0%	0.1%
20010008	20010008	2	0.0%	0.3%
20010009	20010009	1	0.0%	0.1%
20010011	20010011	1	0.0%	0.1%
20010098	20010098	3	0.1%	0.4%
20020001	20020001	1	0.0%	0.1%
20020002	20020002	1	0.0%	0.1%

Codebook and Unweighted Frequencies for the 2021 General Social Survey (GSS)

CDC High Risk Behaviors

Variable: HIVTEST1 Type: Numeric

Label: Not including blood donations,
in what month and year was your last HIV
test?

Notes:

LABEL	VALUE	COUNT	PCT	PCT Excl. Reserve Codes
20020005	20020005	1	0.0%	0.1%
20020006	20020006	1	0.0%	0.1%
20020008	20020008	1	0.0%	0.1%
20020010	20020010	1	0.0%	0.1%
20020099	20020099	2	0.0%	0.3%
20030001	20030001	1	0.0%	0.1%
20030003	20030003	1	0.0%	0.1%
20030004	20030004	1	0.0%	0.1%
20030005	20030005	1	0.0%	0.1%
20030006	20030006	1	0.0%	0.1%
20030008	20030008	2	0.0%	0.3%
20030098	20030098	2	0.0%	0.3%
20030099	20030099	1	0.0%	0.1%
20040001	20040001	1	0.0%	0.1%
20040003	20040003	1	0.0%	0.1%
20040004	20040004	2	0.0%	0.3%
20040005	20040005	2	0.0%	0.3%
20040006	20040006	1	0.0%	0.1%
20040007	20040007	1	0.0%	0.1%
20040008	20040008	1	0.0%	0.1%
20040098	20040098	1	0.0%	0.1%
20040099	20040099	2	0.0%	0.3%
20050001	20050001	2	0.0%	0.3%
20050002	20050002	1	0.0%	0.1%
20050006	20050006	1	0.0%	0.1%
20050007	20050007	1	0.0%	0.1%
20050098	20050098	2	0.0%	0.3%
20060001	20060001	2	0.0%	0.3%
20060004	20060004	1	0.0%	0.1%
20060005	20060005	1	0.0%	0.1%
20060006	20060006	1	0.0%	0.1%

Codebook and Unweighted Frequencies for the 2021 General Social Survey (GSS)

CDC High Risk Behaviors

Variable: HIVTEST1 Type: Numeric

Label: Not including blood donations,
in what month and year was your last HIV
test?

Notes:

LABEL	VALUE	COUNT	PCT	PCT Excl. Reserve Codes
20060007	20060007	2	0.0%	0.3%
20060008	20060008	1	0.0%	0.1%
20060098	20060098	3	0.1%	0.4%
20060099	20060099	2	0.0%	0.3%
20070001	20070001	2	0.0%	0.3%
20070006	20070006	1	0.0%	0.1%
20070008	20070008	1	0.0%	0.1%
20070010	20070010	1	0.0%	0.1%
20070012	20070012	1	0.0%	0.1%
20070098	20070098	2	0.0%	0.3%
20080001	20080001	2	0.0%	0.3%
20080002	20080002	1	0.0%	0.1%
20080006	20080006	2	0.0%	0.3%
20080007	20080007	1	0.0%	0.1%
20080008	20080008	1	0.0%	0.1%
20080009	20080009	1	0.0%	0.1%
20080012	20080012	1	0.0%	0.1%
20080098	20080098	2	0.0%	0.3%
20080099	20080099	3	0.1%	0.4%
20090002	20090002	1	0.0%	0.1%
20090003	20090003	1	0.0%	0.1%
20090005	20090005	2	0.0%	0.3%
20090010	20090010	2	0.0%	0.3%
20090098	20090098	3	0.1%	0.4%
20090099	20090099	1	0.0%	0.1%
20100001	20100001	3	0.1%	0.4%
20100002	20100002	1	0.0%	0.1%
20100003	20100003	1	0.0%	0.1%
20100004	20100004	3	0.1%	0.4%
20100005	20100005	1	0.0%	0.1%
20100006	20100006	1	0.0%	0.1%

Codebook and Unweighted Frequencies for the 2021 General Social Survey (GSS)

CDC High Risk Behaviors

Variable: HIVTEST1 Type: Numeric

Label: Not including blood donations,
in what month and year was your last HIV
test?

Notes:

LABEL	VALUE	COUNT	PCT	PCT Excl. Reserve Codes
20100008	20100008	1	0.0%	0.1%
20100009	20100009	3	0.1%	0.4%
20100010	20100010	1	0.0%	0.1%
20100098	20100098	3	0.1%	0.4%
20100099	20100099	1	0.0%	0.1%
20110001	20110001	2	0.0%	0.3%
20110002	20110002	1	0.0%	0.1%
20110004	20110004	1	0.0%	0.1%
20110007	20110007	3	0.1%	0.4%
20110009	20110009	1	0.0%	0.1%
20110010	20110010	2	0.0%	0.3%
20110011	20110011	2	0.0%	0.3%
20110012	20110012	1	0.0%	0.1%
20110098	20110098	1	0.0%	0.1%
20120001	20120001	1	0.0%	0.1%
20120002	20120002	1	0.0%	0.1%
20120003	20120003	1	0.0%	0.1%
20120004	20120004	1	0.0%	0.1%
20120005	20120005	1	0.0%	0.1%
20120006	20120006	1	0.0%	0.1%
20120007	20120007	1	0.0%	0.1%
20120010	20120010	2	0.0%	0.3%
20120011	20120011	1	0.0%	0.1%
20120098	20120098	2	0.0%	0.3%
20120099	20120099	2	0.0%	0.3%
20130001	20130001	3	0.1%	0.4%
20130004	20130004	2	0.0%	0.3%
20130006	20130006	1	0.0%	0.1%
20130009	20130009	1	0.0%	0.1%
20130010	20130010	1	0.0%	0.1%
20130011	20130011	1	0.0%	0.1%

Codebook and Unweighted Frequencies for the 2021 General Social Survey (GSS)

CDC High Risk Behaviors

Variable: HIVTEST1 Type: Numeric

Label: Not including blood donations,
in what month and year was your last HIV
test?

Notes:

LABEL	VALUE	COUNT	PCT	PCT Excl. Reserve Codes
20130012	20130012	1	0.0%	0.1%
20130099	20130099	1	0.0%	0.1%
20140001	20140001	1	0.0%	0.1%
20140002	20140002	3	0.1%	0.4%
20140003	20140003	1	0.0%	0.1%
20140005	20140005	1	0.0%	0.1%
20140006	20140006	1	0.0%	0.1%
20140007	20140007	2	0.0%	0.3%
20140008	20140008	3	0.1%	0.4%
20140009	20140009	2	0.0%	0.3%
20140011	20140011	1	0.0%	0.1%
20140098	20140098	4	0.1%	0.5%
20140099	20140099	1	0.0%	0.1%
20150002	20150002	1	0.0%	0.1%
20150003	20150003	3	0.1%	0.4%
20150004	20150004	3	0.1%	0.4%
20150005	20150005	4	0.1%	0.5%
20150006	20150006	2	0.0%	0.3%
20150007	20150007	2	0.0%	0.3%
20150009	20150009	1	0.0%	0.1%
20150010	20150010	2	0.0%	0.3%
20150011	20150011	1	0.0%	0.1%
20150098	20150098	6	0.1%	0.8%
20150099	20150099	3	0.1%	0.4%
20160001	20160001	1	0.0%	0.1%
20160002	20160002	1	0.0%	0.1%
20160003	20160003	5	0.1%	0.7%
20160004	20160004	3	0.1%	0.4%
20160005	20160005	1	0.0%	0.1%
20160006	20160006	1	0.0%	0.1%
20160007	20160007	3	0.1%	0.4%

Codebook and Unweighted Frequencies for the 2021 General Social Survey (GSS)

CDC High Risk Behaviors

Variable: HIVTEST1 Type: Numeric

Label: Not including blood donations,
in what month and year was your last HIV test?

Notes:

LABEL	VALUE	COUNT	PCT	PCT Excl. Reserve Codes
20160008	20160008	3	0.1%	0.4%
20160009	20160009	1	0.0%	0.1%
20160010	20160010	1	0.0%	0.1%
20160011	20160011	1	0.0%	0.1%
20160012	20160012	1	0.0%	0.1%
20160098	20160098	4	0.1%	0.5%
20170001	20170001	2	0.0%	0.3%
20170002	20170002	2	0.0%	0.3%
20170003	20170003	2	0.0%	0.3%
20170004	20170004	3	0.1%	0.4%
20170005	20170005	1	0.0%	0.1%
20170006	20170006	4	0.1%	0.5%
20170007	20170007	2	0.0%	0.3%
20170008	20170008	2	0.0%	0.3%
20170009	20170009	4	0.1%	0.5%
20170010	20170010	3	0.1%	0.4%
20170011	20170011	3	0.1%	0.4%
20170098	20170098	3	0.1%	0.4%
20170099	20170099	7	0.2%	1.0%
20180001	20180001	3	0.1%	0.4%
20180002	20180002	2	0.0%	0.3%
20180003	20180003	3	0.1%	0.4%
20180004	20180004	5	0.1%	0.7%
20180005	20180005	5	0.1%	0.7%
20180006	20180006	4	0.1%	0.5%
20180007	20180007	2	0.0%	0.3%
20180008	20180008	2	0.0%	0.3%
20180010	20180010	5	0.1%	0.7%
20180011	20180011	3	0.1%	0.4%
20180012	20180012	1	0.0%	0.1%
20180098	20180098	6	0.1%	0.8%
20180099	20180099	1	0.0%	0.1%

Codebook and Unweighted Frequencies for the 2021 General Social Survey (GSS)

CDC High Risk Behaviors

Variable: HIVTEST1 Type: Numeric

Label: Not including blood donations,
in what month and year was your last HIV test?

Notes:

LABEL	VALUE	COUNT	PCT	PCT Excl. Reserve Codes
20190001	20190001	7	0.2%	1.0%
20190002	20190002	4	0.1%	0.5%
20190003	20190003	6	0.1%	0.8%
20190004	20190004	3	0.1%	0.4%
20190005	20190005	4	0.1%	0.5%
20190006	20190006	8	0.2%	1.1%
20190007	20190007	4	0.1%	0.5%
20190008	20190008	4	0.1%	0.5%
20190009	20190009	9	0.2%	1.2%
20190010	20190010	6	0.1%	0.8%
20190011	20190011	3	0.1%	0.4%
20190012	20190012	3	0.1%	0.4%
20190098	20190098	6	0.1%	0.8%
20190099	20190099	4	0.1%	0.5%
20200001	20200001	12	0.3%	1.6%
20200002	20200002	7	0.2%	1.0%
20200003	20200003	9	0.2%	1.2%
20200004	20200004	4	0.1%	0.5%
20200005	20200005	5	0.1%	0.7%
20200006	20200006	9	0.2%	1.2%
20200007	20200007	5	0.1%	0.7%
20200008	20200008	9	0.2%	1.2%
20200009	20200009	14	0.3%	1.9%
20200010	20200010	11	0.3%	1.5%
20200011	20200011	10	0.2%	1.4%
20200012	20200012	11	0.3%	1.5%
20200098	20200098	6	0.1%	0.8%
20200099	20200099	4	0.1%	0.5%
20210001	20210001	10	0.2%	1.4%
20210002	20210002	6	0.1%	0.8%
20210003	20210003	4	0.1%	0.5%
20210004	20210004	1	0.0%	0.1%

Codebook and Unweighted Frequencies for the 2021 General Social Survey (GSS)

CDC High Risk Behaviors

Variable: HIVTEST1 Type: Numeric

Label: Not including blood donations,
in what month and year was your last HIV test?

Notes:

LABEL	VALUE	COUNT	PCT	PCT Excl. Reserve Codes
20210099	20210099	1	0.0%	0.1%
99980002	99980002	1	0.0%	0.1%
99980098	99980098	48	1.2%	6.5%
99980099	99980099	1	0.0%	0.1%
99990098	99990098	14	0.3%	1.9%
99990099	99990099	51	1.3%	6.9%
SUBTOTALS:		736	18.3%	100.0%
RESERVED CODES:				
NO ANSWER	N	21	0.5%	n/a
NOT APPLICABLE	I	3275	81.2%	n/a
TOTALS:		4032	100.0%	100.0%

Variable: HIVTEST2 Type: Numeric

Label:
Where did you have your last HIV test - at a private doctor
or HMO office, at a counseling and testing site,
at an emergency room, as an inpatient at a hospital,
at a clinic, in a jail or prison, at a drug treatment facility,
at home, or somewhere else?

Notes:

LABEL	VALUE	COUNT	PCT	PCT Excl. Reserve Codes
SUBTOTALS:		0	0.0%	n/a
RESERVED CODES:				
NO ANSWER	N	21	0.5%	n/a
NOT APPLICABLE	I	4011	99.5%	n/a
TOTALS:		4032	100.0%	n/a

Codebook and Unweighted Frequencies for the 2021 General Social Survey (GSS)

CDC High Risk Behaviors

Variable: HIVAFRAID Type: Numeric

Label:
Please indicate how much you agree or disagree with each of the following comments.
I would be afraid to be around a person with HIV because I would be worried I could get infected.

Notes:

LABEL	VALUE	COUNT	PCT	PCT Excl. Reserve Codes
STRONGLY AGREE	1	1249	31.0%	57.5%
AGREE	2	508	12.6%	23.4%
DISAGREE	3	270	6.7%	12.4%
STRONGLY DISAGREE	4	147	3.6%	6.8%
SUBTOTALS:		2174	53.9%	100.0%
RESERVED CODES:				
DON'T KNOW	D	127	3.1%	n/a
NO ANSWER	N	4	0.1%	n/a
NOT APPLICABLE	I	1712	42.5%	n/a
SKIPPED ON WEB	S	15	0.4%	n/a
TOTALS:		4032	100.0%	100.0%

Variable: HIVIMMRL Type: Numeric

Label:
(Please indicate how much you agree or disagree with each of the following comments.)
People who have HIV have participated in immoral activities

Notes:

LABEL	VALUE	COUNT	PCT	PCT Excl. Reserve Codes
STRONGLY AGREE	1	1163	28.8%	57.2%
AGREE	2	500	12.4%	24.6%
DISAGREE	3	280	6.9%	13.8%
STRONGLY DISAGREE	4	89	2.2%	4.4%
SUBTOTALS:		2032	50.4%	100.0%
RESERVED CODES:				
DON'T KNOW	D	255	6.3%	n/a
NO ANSWER	N	6	0.1%	n/a
NOT APPLICABLE	I	1712	42.5%	n/a

Codebook and Unweighted Frequencies for the 2021 General Social Survey (GSS)

CDC High Risk Behaviors

Variable: HIVIMMRL Type: Numeric

Label:

(Please indicate how much you agree or disagree with each of the following comments.)

People who have HIV have participated in immoral activities

Notes:

LABEL	VALUE	COUNT	PCT	PCT Excl. Reserve Codes
SKIPPED ON WEB	S	27	0.7%	n/a
TOTALS:		4032	100.0%	100.0%

Variable: HIVDSCRM Type: Numeric

Label:

(Please indicate how much you agree or disagree with each of the following comments.)

There is a lot of discrimination against people with HIV in this country today.

Notes:

LABEL	VALUE	COUNT	PCT	PCT Excl. Reserve Codes
STRONGLY AGREE	1	161	4.0%	8.1%
AGREE	2	490	12.2%	24.8%
DISAGREE	3	945	23.4%	47.8%
STRONGLY DISAGREE	4	380	9.4%	19.2%
SUBTOTALS:		1976	49.0%	100.0%
RESERVED CODES:				
DON'T KNOW	D	317	7.9%	n/a
NO ANSWER	N	4	0.1%	n/a
NOT APPLICABLE	I	1713	42.5%	n/a
SKIPPED ON WEB	S	22	0.5%	n/a
TOTALS:		4032	100.0%	100.0%

Codebook and Unweighted Frequencies for the 2021 General Social Survey (GSS)

CDC High Risk Behaviors

Variable: SEXORNT Type: Numeric

Label: Which of the following best describes you?

Notes:

LABEL	VALUE	COUNT	PCT	PCT Excl. Reserve Codes
GAY, LESBIAN, OR HOMOSEXUAL	1	76	1.9%	3.4%
BISEXUAL	2	96	2.4%	4.2%
HETEROSEXUAL OR STRAIGHT	3	2088	51.8%	92.4%
SUBTOTALS:		2260	56.1%	100.0%
RESERVED CODES:				
DON'T KNOW	D	53	1.3%	n/a
NO ANSWER	N	2	0.0%	n/a
NOT APPLICABLE	I	1682	41.7%	n/a
SKIPPED ON WEB	S	35	0.9%	n/a
TOTALS:		4032	100.0%	100.0%

Variable: SEXBIRTH1 Type: Numeric

Label: Was your sex recorded as male or female at birth?

Notes:

LABEL	VALUE	COUNT	PCT	PCT Excl. Reserve Codes
MALE	1	1730	42.9%	44.0%
FEMALE	2	2198	54.5%	56.0%
SUBTOTALS:		3928	97.4%	100.0%
RESERVED CODES:				
DON'T KNOW	D	21	0.5%	n/a
NOT APPLICABLE	I	71	1.8%	n/a
SKIPPED ON WEB	S	12	0.3%	n/a
TOTALS:		4032	100.0%	100.0%

Codebook and Unweighted Frequencies for the 2021 General Social Survey (GSS)

CDC High Risk Behaviors

Variable: SEXNOW1 Type: Numeric

Label: Do you describe yourself as male, female, or transgender?

Notes:

LABEL	VALUE	COUNT	PCT	PCT Excl. Reserve Codes
MALE	1	1727	42.8%	43.9%
FEMALE	2	2179	54.0%	55.4%
TRANSGENDER	3	10	0.2%	0.3%
NONE OF THESE	4	16	0.4%	0.4%
SUBTOTALS:		3932	97.5%	100.0%
RESERVED CODES:				
DON'T KNOW	D	18	0.4%	n/a
NO ANSWER	N	2	0.0%	n/a
NOT APPLICABLE	I	72	1.8%	n/a
SKIPPED ON WEB	S	8	0.2%	n/a
TOTALS:		4032	100.0%	100.0%

Variable: PTNRORNT Type: Numeric

Label: To the best of your knowledge, which of the following best describes how your most recent sexual partner thinks of themselves?

Notes:

LABEL	VALUE	COUNT	PCT	PCT Excl. Reserve Codes
GAY, LESBIAN, OR HOMOSEXUAL	1	74	1.8%	3.3%
BISEXUAL	2	67	1.7%	3.0%
HETEROSEXUAL OR STRAIGHT	3	2020	50.1%	91.0%
I HAVE NEVER HADA SEXUAL PARTNER	4	60	1.5%	2.7%
SUBTOTALS:		2221	55.1%	100.0%
RESERVED CODES:				
DON'T KNOW	D	68	1.7%	n/a
NO ANSWER	N	7	0.2%	n/a
NOT APPLICABLE	I	1686	41.8%	n/a
SKIPPED ON WEB	S	50	1.2%	n/a
TOTALS:		4032	100.0%	100.0%

Codebook and Unweighted Frequencies for the 2021 General Social Survey (GSS)

CDC High Risk Behaviors

Variable: PTNRSXBIRTH Type: Numeric

Label: To the best of your knowledge,
was your most recent sexual partner's sex recorded as male
or female at birth?

Notes:

LABEL	VALUE	COUNT	PCT	PCT Excl. Reserve Codes
MALE	1	1228	30.5%	55.8%
FEMALE	2	974	24.2%	44.2%
SUBTOTALS:		2202	54.6%	100.0%
RESERVED CODES:				
DON'T KNOW	D	40	1.0%	n/a
NO ANSWER	N	5	0.1%	n/a
NOT APPLICABLE	I	1746	43.3%	n/a
SKIPPED ON WEB	S	39	1.0%	n/a
TOTALS:		4032	100.0%	100.0%

Variable: PTNRSXNOW Type: Numeric

Label: To the best of your knowledge,
does your most recent sexual partner describe themselves as male,
female, or transgender?

Notes:

LABEL	VALUE	COUNT	PCT	PCT Excl. Reserve Codes
MALE	1	1227	30.4%	55.8%
FEMALE	2	954	23.7%	43.4%
TRANSGENDER	3	5	0.1%	0.2%
A GENDER NOT LISTED HERE	4	12	0.3%	0.5%
SUBTOTALS:		2198	54.5%	100.0%
RESERVED CODES:				
DON'T KNOW	D	43	1.1%	n/a
NO ANSWER	N	4	0.1%	n/a
NOT APPLICABLE	I	1747	43.3%	n/a
SKIPPED ON WEB	S	40	1.0%	n/a
TOTALS:		4032	100.0%	100.0%

Codebook and Unweighted Frequencies for the 2021 General Social Survey (GSS)

Board-Selected Items

Variable: POLTRTBLK Type: Numeric

Label: The following questions are about police and law enforcement. In general, do the police (treat Whites better than Blacks, treat them both the same, or treat Blacks better than Whites/treat Blacks better than Whites, treat them both the same, or treat Whites better than Blacks)?

Notes:

LABEL	VALUE	COUNT	PCT	PCT Excl. Reserve Codes
TREAT WHITES MUCH BETTER THAN BLACKS	1	914	22.7%	39.3%
TREAT WHITES MODERATELY BETTER THAN BLACKS	2	452	11.2%	19.4%
TREAT WHITES A LITTLE BETTER THAN BLACKS	3	167	4.1%	7.2%
TREAT BOTH THE SAME	4	765	19.0%	32.9%
TREAT BLACKS A LITTLE BETTER THAN WHITES	5	19	0.5%	0.8%
TREAT BLACKS MODERATELY BETTER THAN WHITES	6	5	0.1%	0.2%
TREAT BLACKS MUCH BETTER THAN WHITES	7	6	0.1%	0.3%
SUBTOTALS:		2328	57.7%	100.0%
RESERVED CODES:				
DON'T KNOW	D	10	0.2%	n/a
NO ANSWER	N	365	9.1%	n/a
NOT APPLICABLE	I	1315	32.6%	n/a
SKIPPED ON WEB	S	14	0.3%	n/a
TOTALS:		4032	100.0%	100.0%

Variable: POLTRTHSP Type: Numeric

Label: In general, do the police (treat Whites better than Latinos, treat them both the same, or treat Latinos better than Whites/treat Latinos better than Whites, treat them both the same, or treat Whites better than Latinos)?

Notes:

LABEL	VALUE	COUNT	PCT	PCT Excl. Reserve Codes
TREAT WHITES MUCH BETTER THAN LATINOS	1	761	18.9%	32.9%
TREAT WHITES MODERATELY BETTER THAN LATINOS	2	509	12.6%	22.0%
TREAT WHITES A LITTLE BETTER THAN LATINOS	3	174	4.3%	7.5%
TREAT BOTH THE SAME	4	856	21.2%	37.0%
TREAT LATINOS A LITTLE BETTER THAN WHITES	5	3	0.1%	0.1%
TREAT LATINOS MODERATELY BETTER THAN WHITES	6	6	0.1%	0.3%
TREAT LATINOS MUCH BETTER THAN WHITES	7	6	0.1%	0.3%
SUBTOTALS:		2315	57.4%	100.0%

Codebook and Unweighted Frequencies for the 2021 General Social Survey (GSS)

Board-Selected Items

Variable: POLTRTHSP Type: Numeric

Label: In general, do the police
(treat Whites better than Latinos, treat them both the same,
or treat Latinos better than Whites/treat Latinos better than Whites, treat them both the same,
or treat Whites better than Latinos)?

Notes:

LABEL	VALUE	COUNT	PCT	PCT Excl. Reserve Codes
RESERVED CODES:				
DON'T KNOW	D	12	0.3%	n/a
NO ANSWER	N	373	9.3%	n/a
NOT APPLICABLE	I	1315	32.6%	n/a
SKIPPED ON WEB	S	17	0.4%	n/a
TOTALS:		4032	100.0%	100.0%

Variable: DEFUND Type: Numeric

Label:
Do you favor or oppose reducing funding for police
departments, and moving those funds to mental health,
housing, and other social services?

Notes:

LABEL	VALUE	COUNT	PCT	PCT Excl. Reserve Codes
RESERVED CODES:				
FAVOR	1	952	23.6%	40.6%
OPPOSE	2	1392	34.5%	59.4%
SUBTOTALS:		2344	58.1%	100.0%
DON'T KNOW	D	7	0.2%	n/a
NO ANSWER	N	332	8.2%	n/a
NOT APPLICABLE	I	1315	32.6%	n/a
SKIPPED ON WEB	S	34	0.8%	n/a
TOTALS:		4032	100.0%	100.0%

Codebook and Unweighted Frequencies for the 2021 General Social Survey (GSS)

Board-Selected Items

Variable: STRVBIAS Type: Numeric

Label: Which do you think should be the bigger priority for the U.S. criminal justice system today?

Notes:

LABEL	VALUE	COUNT	PCT	PCT Excl. Reserve Codes
STRENGTHENING LAW AND ORDER THROUGH MORE POLICE AND GREATER ENFORCEMENT OF THE LAWS	1	385	9.5%	33.5%
REDUCING BIAS AGAINST MINORITIES IN THE CRIMINAL JUSTICE SYSTEM BY REFORMING COURT AND POLICE PRACTICES	2	764	18.9%	66.5%
SUBTOTALS:		1149	28.5%	100.0%
RESERVED CODES:				
DON'T KNOW	D	6	0.1%	n/a
NO ANSWER	N	812	20.1%	n/a
NOT APPLICABLE	I	2045	50.7%	n/a
SKIPPED ON WEB	S	20	0.5%	n/a
TOTALS:		4032	100.0%	100.0%

Variable: RACESURV17 Type: Numeric

Label: How much, if at all, do you think the legacy of slavery affects the position of black people in American society today?

Notes:

LABEL	VALUE	COUNT	PCT	PCT Excl. Reserve Codes
A GREAT DEAL	1	802	19.9%	34.3%
A FAIR AMOUNT	2	704	17.5%	30.1%
NOT MUCH	3	474	11.8%	20.3%
NOT AT ALL	4	360	8.9%	15.4%
SUBTOTALS:		2340	58.0%	100.0%
RESERVED CODES:				
DON'T KNOW	D	7	0.2%	n/a
NO ANSWER	N	336	8.3%	n/a
NOT APPLICABLE	I	1315	32.6%	n/a
SKIPPED ON WEB	S	34	0.8%	n/a
TOTALS:		4032	100.0%	100.0%

Codebook and Unweighted Frequencies for the 2021 General Social Survey (GSS)

Metadata and Paradata

Variable: DWELLING Type: Numeric

Label: DWELLING TYPE.

Notes: Contents of Punch 10 available from NORC. Interviewer coded.

LABEL	VALUE	COUNT	PCT	PCT Excl. Reserve Codes
SUBTOTALS:		0	0.0%	n/a
RESERVED CODES:				
NOT AVAILABLE IN THIS RELEASE	X	4032	100.0%	n/a
TOTALS:		4032	100.0%	n/a

Variable: INTHISP Type: Numeric

Label: Interviewer, are you Spanish, Hispanic, or Latino/Latina?
Which group are you from: Mexican, Mexican American,
Chicano/Chicana, Puerto Rican, Cuban, Other. Please specific other.

Notes:

LABEL	VALUE	COUNT	PCT	PCT Excl. Reserve Codes
SUBTOTALS:		0	0.0%	n/a
RESERVED CODES:				
NOT AVAILABLE IN THIS RELEASE	X	4032	100.0%	n/a
TOTALS:		4032	100.0%	n/a

Variable: INTRACE1 Type: Numeric

Label:
(What is your race?
Indicate one or more races that you consider yourself to be.) First mention.

Notes:

LABEL	VALUE	COUNT	PCT	PCT Excl. Reserve Codes
SUBTOTALS:		0	0.0%	n/a
RESERVED CODES:				
NOT AVAILABLE IN THIS RELEASE	X	4032	100.0%	n/a
TOTALS:		4032	100.0%	n/a

Codebook and Unweighted Frequencies for the 2021 General Social Survey (GSS)

Metadata and Paradata

Variable: INTRACE2 Type: Numeric

Label: Second mention.

Notes:

LABEL	VALUE	COUNT	PCT	PCT Excl. Reserve Codes
SUBTOTALS:		0	0.0%	n/a
RESERVED CODES:				
NOT AVAILABLE IN THIS RELEASE	X	4032	100.0%	n/a
TOTALS:		4032	100.0%	n/a

Variable: INTRACE3 Type: Numeric

Label: Third mention.

Notes:

LABEL	VALUE	COUNT	PCT	PCT Excl. Reserve Codes
SUBTOTALS:		0	0.0%	n/a
RESERVED CODES:				
NOT AVAILABLE IN THIS RELEASE	X	4032	100.0%	n/a
TOTALS:		4032	100.0%	n/a

Variable: FEEUSED Type: Numeric

Label: Was a respondent incentive or fee used as part of getting this case?

Notes: See FEELEVEL for amount of monetary fee paid.

LABEL	VALUE	COUNT	PCT	PCT Excl. Reserve Codes
SUBTOTALS:		0	0.0%	n/a
RESERVED CODES:				
NOT AVAILABLE IN THIS RELEASE	X	4032	100.0%	n/a
TOTALS:		4032	100.0%	n/a

Codebook and Unweighted Frequencies for the 2021 General Social Survey (GSS)

Metadata and Paradata

Variable: FEELEVEL Type: Numeric

Label: Amount of Fees Paid

Notes: Values are collapsed above for convenience of display

LABEL	VALUE	COUNT	PCT	PCT Excl. Reserve Codes
SUBTOTALS:		0	0.0%	n/a
RESERVED CODES:				
NOT AVAILABLE IN THIS RELEASE	X	4032	100.0%	n/a
TOTALS:		4032	100.0%	n/a

Variable: LNGTHINV Type: Numeric

Label: How long was interview?

Notes:

Time is coded in minutes and is collapsed above for convenience of display

LABEL	VALUE	COUNT	PCT	PCT Excl. Reserve Codes
SUBTOTALS:		0	0.0%	n/a
RESERVED CODES:				
NOT AVAILABLE IN THIS RELEASE	X	4032	100.0%	n/a
TOTALS:		4032	100.0%	n/a

Variable: MODE Type: Numeric

Label: Interview done in-person, over the phone,
a combination of in-person and over the phone, or web

Notes:

LABEL	VALUE	COUNT	PCT	PCT Excl. Reserve Codes
BY PHONE	2	471	11.7%	11.7%
WEB	4	3561	88.3%	88.3%
SUBTOTALS:		4032	100.0%	100.0%
RESERVED CODES:				
TOTALS:		4032	100.0%	100.0%

Codebook and Unweighted Frequencies for the 2021 General Social Survey (GSS)

Metadata and Paradata

Variable: INTAGE Type: Numeric

Label: Age of interviewer

Notes:

Age is coded in years and is collapsed above for convenience of display.

LABEL	VALUE	COUNT	PCT	PCT Excl. Reserve Codes
SUBTOTALS:		0	0.0%	n/a
RESERVED CODES:				
NOT AVAILABLE IN THIS RELEASE	X	4032	100.0%	n/a
TOTALS:		4032	100.0%	n/a

Variable: INTETHN Type: Numeric

Label: Race/ethnicity of interviewer

Notes:

LABEL	VALUE	COUNT	PCT	PCT Excl. Reserve Codes
SUBTOTALS:		0	0.0%	n/a
RESERVED CODES:				
NOT AVAILABLE IN THIS RELEASE	X	4032	100.0%	n/a
TOTALS:		4032	100.0%	n/a

Variable: INTSEX Type: Numeric

Label: Sex of interviewer

Notes:

LABEL	VALUE	COUNT	PCT	PCT Excl. Reserve Codes
SUBTOTALS:		0	0.0%	n/a
RESERVED CODES:				
NOT AVAILABLE IN THIS RELEASE	X	4032	100.0%	n/a
TOTALS:		4032	100.0%	n/a

Codebook and Unweighted Frequencies for the 2021 General Social Survey (GSS)

Metadata and Paradata

Variable: BALLOT Type: Numeric				
Label: Ballot Administered.				
Notes:				
LABEL	VALUE	COUNT	PCT	PCT Excl. Reserve Codes
BALLOT A	1	1360	33.7%	33.7%
BALLOT B	2	1357	33.7%	33.7%
BALLOT C	3	1315	32.6%	32.6%
SUBTOTALS:		4032	100.0%	100.0%
RESERVED CODES:				
TOTALS:		4032	100.0%	100.0%

Variable: ISSP Type: Numeric				
Label: Status on International Social Survey Program Self-Completion Supplement.				
Notes: Beginning in 2014, all respondents completed at least one ISSP module.				
LABEL	VALUE	COUNT	PCT	PCT Excl. Reserve Codes
R DID ISSP	1	3696	91.7%	91.7%
R DID NOT DO ISSP	2	336	8.3%	8.3%
SUBTOTALS:		4032	100.0%	100.0%
RESERVED CODES:				
TOTALS:		4032	100.0%	100.0%

Variable: SAMPCODE Type: Numeric					
Label: SAMPLING ERROR CODE.					
Notes:					
LABEL	VALUE	COUNT	PCT	PCT Excl. Reserve Codes	
SUBTOTALS:			0	0.0%	n/a
RESERVED CODES:					
NOT AVAILABLE IN THIS RELEASE	X	4032	100.0%	n/a	
TOTALS:			4032	100.0%	n/a

Codebook and Unweighted Frequencies for the 2021 General Social Survey (GSS)

Metadata and Paradata

Variable: SAMPLE Type: Numeric

Label: The GSS has employed various sampling procedures and frames. Appendix A gives full detail.

Notes:

LABEL	VALUE	COUNT	PCT	PCT Excl. Reserve Codes
SUBTOTALS:		0	0.0%	n/a
RESERVED CODES:				
NOT AVAILABLE IN THIS RELEASE	X	4032	100.0%	n/a
TOTALS:		4032	100.0%	n/a

Variable: PHASE Type: Numeric

Label: Subsampling: two-phase design.

Notes:

LABEL	VALUE	COUNT	PCT	PCT Excl. Reserve Codes
SUBTOTALS:		0	0.0%	n/a
RESERVED CODES:				
NOT AVAILABLE IN THIS RELEASE	X	4032	100.0%	n/a
TOTALS:		4032	100.0%	n/a

Variable: SPANENG Type: Numeric

Label: Interviews Conducted in Spanish or English

Notes:

Starting in 2006 interviews were conducted in Spanish as well as English.

LABEL	VALUE	COUNT	PCT	PCT Excl. Reserve Codes
SUBTOTALS:		0	0.0%	n/a
RESERVED CODES:				
NOT AVAILABLE IN THIS RELEASE	X	4032	100.0%	n/a
TOTALS:		4032	100.0%	n/a

Codebook and Unweighted Frequencies for the 2021 General Social Survey (GSS)

ALPHABETIC INDEX OF VARIABLES

Variable Name	Section	SAS_Label
ABANY	1	If the woman wants it for any reason?
ABANYG	1	If the woman wants it for any reason?
ABDEFECT	1	(Please tell me whether or not you think it should be possible for a pregnant woman to obtain a legal abortion if. . .) If there is a strong chance of serious defect in the baby?
ABDEFECTG	1	(Please tell me whether or not you think it should be possible for a pregnant woman to obtain a legal abortion if. . .) If there is a strong chance of serious defect in the baby?
ABHLTH	1	If the woman's own health is seriously endangered by the pregnancy?
ABHLTHG	1	If the woman's own health is seriously endangered by the pregnancy?
ABNOMORE	1	If she is married and does not want any more children?
ABNOMOREG	1	If she is married and does not want any more children?
ABPOOR	1	If the family has a very low income and cannot afford any more children?
ABPOORG	1	If the family has a very low income and cannot afford any more children?
ABRAPE	1	If she becomes pregnant as a result of rape?
ABRAPEG	1	If she becomes pregnant as a result of rape?
ABSINGLE	1	If she is not married and does not want to marry the man?
ABSINGLEG	1	If she is not married and does not want to marry the man?
ACQNTSEX	9	(If you had other partners, does this describe any of them?...) Neighbor, co-worker, or long-term acquaintance
ACTIVNAT	5	In the last twelve months how often, if at all, have you engaged in any leisure activities outside in nature, such as hiking, bird watching, swimming, skiing, other outdoor activities or just relaxing?
ACTSSOC	6	In general, please rate how well you carry out your usual social activities and roles. (This includes activities at home, at work and in your community, and responsibilities as a parent, child, spouse, employee, friend, etc.)
ADULTS	1	NUMBER OF MEMBERS OVER 17 YEARS OLD. 18+ YEARS
ADVFMSCI	7	(Please indicate to what extent you agree or disagree with each of the following statements.) All of the greatest advances for humanity have come from science and technology.
AFFRMACT	1	Some people say that because of past discrimination, Blacks should be given preference in hiring and promotion. Others say that such preference in hiring and promotion of Blacks is wrong because it discriminates against Whites. What about your opinion? Are you for or against preferential hiring and promotion of Blacks? IF FAVORS: Do you favor preference in hiring and promotion strongly or not strongly? IF OPPOSES: Do you oppose preference in hiring and promotion strongly or not strongly?
AFRAIDOF	1	(In your day-to-day life how often have any of the following things happened to you?) People act as if they are afraid of you.
AGE	1	RESPONDENT'S AGE
AGEDNV	1	As you know, many older people share a home with their grown children. Do you think this is generally a good idea or a bad idea?
AGEDV	1	As you know, many older people share a home with their grown children. Do you think this is generally a good idea or a bad idea?
AGEKDBRN	1	How old were you when your first child was born?
AIRPOLLU	5	(Thinking about your neighborhood, to what extent, if at all, was it affected by the following things over the last twelve months?) Air pollution
ATTEND	1	How often do you attend religious services? (USE CATEGORIES AS PROBES, IF NECESSARY.)

Codebook and Unweighted Frequencies for the 2021 General Social Survey (GSS)

ALPHABETIC INDEX OF VARIABLES

Variable Name	Section	SAS_Label
AWAY1	2	Is the first person staying somewhere else right now?
AWAY10	2	Is the tenth person staying somewhere else right now?
AWAY11	2	Is the eleventh person staying somewhere else right now?
AWAY12	2	Is the twelfth person staying somewhere else right now?
AWAY13	2	Is the thirteenth person staying somewhere else right now?
AWAY14	2	Is the fourteenth person staying somewhere else right now?
AWAY2	2	Is the second person staying somewhere else right now?
AWAY3	2	Is the third person staying somewhere else right now?
AWAY4	2	Is the fourth person staying somewhere else right now?
AWAY5	2	Is the fifth person staying somewhere else right now?
AWAY6	2	Is the sixth person staying somewhere else right now?
AWAY7	2	Is the seventh person staying somewhere else right now?
AWAY8	2	Is the eighth person staying somewhere else right now?
AWAY9	2	Is the ninth person staying somewhere else right now?
BABIES	1	NUMBER OF MEMBERS UNDER 6 YEARS OF AGE.
BALLOT	11	Ballot Administered.
BETRLANG	1	Which language do you speak more fluently?
BIBLAUTH	7	The Bible is the highest authority for what I believe.
BIBLENV	1	Which of these statements comes closest to describing your feelings about the Bible? A.) The Bible is the actual word of God and is to be taken literally, word for word. B.)The Bible is the inspired word of God but not everything in it should be taken literally, word for word. C.)The Bible is an ancient book of fables, legends, history, and moral precepts recorded by man.
BIBLEV	1	Which of these statements comes closest to describing your feelings about the Bible? A.) The Bible is the actual word of God and is to be taken literally, word for word. B.)The Bible is the inspired word of God but not everything in it should be taken literally, word for word. C.)The Bible is an ancient book of fables, legends, history, and moral precepts recorded by man.
BOARDREP	8	(To what extent do you agree or disagree with the following statements?) Workers should be represented on the board of directors at major companies.
BORN	1	Were you born in this country?
BUSEQINC	8	Some people think that major companies ought to reduce the pay differences between employees with high pay and those with low pay, perhaps by reducing the pay of executives or by increasing the pay of unskilled workers. Others think that major companies should not concern themselves with reducing this pay difference between employees with high pay and those with low pay. Think of a score of 1 as meaning that major companies ought to reduce the pay differences between employees with high pay and those with low pay, and a score of 7 meaning that major companies should not concern themselves with reducing pay differences. What score between 1 and 7 comes closest to the way you feel?
BUSGRN	5	Which of these approaches do you think would be the best way of getting business and industry in America to protect the environment?
CANTRUST	4	Generally speaking, would you say that people can be trusted or that you can't be too careful in dealing with people?
CAPPUN	1	Do you favor or oppose the death penalty for persons convicted of murder?

Codebook and Unweighted Frequencies for the 2021 General Social Survey (GSS)

ALPHABETIC INDEX OF VARIABLES

Variable Name	Section	SAS_Label
CARHR	5	In a typical week, about how many hours do you spend in a car or another motor vehicle, including motorcycles, trucks, and vans, but not counting public transport? Do not include shared rides in buses, collective taxis, or carpooling services.
CARSGEN	5	In general, do you think that air pollution caused by cars is . . .
CHEMGEN1	5	And do you think that pesticides and chemicals used in farming are . . .
CHILDS	1	How many children have you ever had? Please count all that were born alive at any time (including any you had from a previous marriage).
CHLDIDEL	1	What do you think is the ideal number of children for a family to have?
CHRSTSAV	7	Only those who accept Jesus Christ alone as their Savior can achieve eternal salvation.
CLASS	1	If you were asked to use one of four names for your social class, which would you say you belong in: the lower class, the working class, the middle class, or the upper class?
CLASS1	4	Most people see themselves as belonging to a particular class. Please tell me which social class you would say you belong to?
CLMTCAUS	5	There has been a lot of discussion about the world's climate and the idea it has been changing in recent decades. Which of the following statements comes closest to your opinion?
CLMTUSA	5	On a scale from 0 to 10, how bad or good do you think the impacts of climate change will be for America? 0 means extremely bad, 10 means extremely good.
CLMTWRLD	5	On a scale from 0 to 10, how bad or good do you think the impacts of climate change will be for the world as a whole? 0 means extremely bad, 10 means extremely good.
CODEG	1	RESPONDENT'S PARTNER'S DEGREE
CODEN	1	(What is your partner's religious preference? Is it Protestant, Catholic, Jewish, some other religion, or no religion?...) What specific denomination is that, if any? (PROBE FOR EXACT DENOMINATION)
COEDUC	1	What is the highest grade in elementary school or high school that your partner finished and got credit for?
COEVWORK	1	IF RETIRED, IN SCHOOL, KEEPING HOUSE, OR OTHER: Did (he/she) ever work for as long as one year?
COFUND	1	(What is your partner's religious preference? Is it Protestant, Catholic, Jewish, some other religion, or no religion?...) Fundamentalism/Liberalism of Religion of Partner
COHORT	1	Birth cohort of respondent.
COHRS1	1	IF WORKING, FULL OR PART TIME: How many hours did (he/she) work last week, at all jobs?
COHRS2	1	IF WITH A JOB, BUT NOT AT WORK: How many hours a week does (he/she) usually work, at all jobs?
COIND10	1	RESPONDENT'S PARTNER'S INDUSTRY
COJEW	1	IF JEWISH: Does (s/he) consider (her/himself) Orthodox, Conservative, Reform or none of these? (PROBE FOR EXACT DENOMINATION)
COLATH	1	(There are always some people whose ideas are considered bad or dangerous by other people. For instance, somebody who is against all churches and religion...) Should such a person be allowed to teach in a college or university, or not?
COLCOM	1	(Now, we would like to ask you some questions about a man who admits he is a Communist...) Suppose he is teaching in a college. Should he be fired, or not?
COLCOMY	1	(Now, we would like to ask you some questions about a self-identified Communist...) Suppose this person is teaching in a college. Should this person be fired, or not?
COLHOMO	1	Should such a person be allowed to teach in a college or university, or not?
COLMIL	1	(Consider a person who advocates doing away with elections and letting the military run the country...) Should such a person be allowed to teach in a college or university, or not?

Codebook and Unweighted Frequencies for the 2021 General Social Survey (GSS)

ALPHABETIC INDEX OF VARIABLES

Variable Name	Section	SAS_Label
COLMSLM	1	Should such a person be allowed to teach in a college or university, or not?
COLRAC	1	(Or consider a person who believes that Blacks are genetically inferior...) Should such a person be allowed to teach in a college or university, or not?
COMPUSE	1	Do you personally ever use a computer at home, at work, or at some other location?
CONAGE	4	(In all countries, there are differences or even conflicts between different social groups. In your opinion, in America how much conflict is there between . . .) Young people and older people?
CONARMY	1	(I am going to name some institutions in this country. As far as the people running these institutions are concerned, would you say you have a great deal of confidence, only some confidence, or hardly any confidence at all in them?) Military
CONBUS	1	(I am going to name some institutions in this country. As far as the people running these institutions are concerned, would you say you have a great deal of confidence, only some confidence, or hardly any confidence at all in them?) Major companies
CONCLASS	4	(In all countries, there are differences or even conflicts between different social groups. In your opinion, in America how much conflict is there between . . .) The working class and the middle class?
CONCLERG	1	(I am going to name some institutions in this country. As far as the people running these institutions are concerned, would you say you have a great deal of confidence, only some confidence, or hardly any confidence at all in them?) Organized religion
CONDOM	9	The last time you had sex, was a condom used? By 'sex' we mean vaginal, oral, or anal sex.
CONEDUC	1	(I am going to name some institutions in this country. As far as the people running these institutions are concerned, would you say you have a great deal of confidence, only some confidence, or hardly any confidence at all in them?) Education
CONFED	1	(I am going to name some institutions in this country. As far as the people running these institutions are concerned, would you say you have a great deal of confidence, only some confidence, or hardly any confidence at all in them?) Executive branch of the federal government
CONFEDVAC	1	(I am going to name some institutions in this country. As far as the people running these institutions are concerned, would you say you have a great deal of confidence, only some confidence, or hardly any confidence at all in them?) The federal government
CONFEDVACY	1	(I am going to name some institutions in this country. As far as the people running these institutions are concerned, would you say you have a great deal of confidence, only some confidence, or hardly any confidence at all in them?) The federal government
CONFINAN	1	(I am going to name some institutions in this country. As far as the people running this institution are concerned, would you say you have a great deal of confidence, only some confidence, or hardly any confidence at all in them?) Banks and financial institutions
CONIMM	4	(In all countries, there are differences or even conflicts between different social groups. In your opinion, in America how much conflict is there between . . .) People born in America and people from other countries who have come to live in America?
CONINC	1	Inflation-adjusted family income.
CONJUDGE	1	(I am going to name some institutions in this country. As far as the people running these institutions are concerned, would you say you have a great deal of confidence, only some confidence, or hardly any confidence at all in them?) U.S. Supreme Court
CONLABOR	1	(I am going to name some institutions in this country. As far as the people running these institutions are concerned, would you say you have a great deal of confidence, only some confidence, or hardly any confidence at all in them?) Organized labor
CONLEGIS	1	(I am going to name some institutions in this country. As far as the people running these institutions are concerned, would you say you have a great deal of confidence, only some confidence, or hardly any confidence at all in them?) Congress

Codebook and Unweighted Frequencies for the 2021 General Social Survey (GSS)

ALPHABETIC INDEX OF VARIABLES

Variable Name	Section	SAS_Label
CONMEDIC	1	(I am going to name some institutions in this country. As far as the people running these institutions are concerned, would you say you have a great deal of confidence, only some confidence, or hardly any confidence at all in them?) Medicine
CONPHARVAC	1	(I am going to name some institutions in this country. As far as the people running these institutions are concerned, would you say you have a great deal of confidence, only some confidence, or hardly any confidence at all in them?) Pharmaceutical companies
CONPHARVACY	1	(I am going to name some institutions in this country. As far as the people running these institutions are concerned, would you say you have a great deal of confidence, only some confidence, or hardly any confidence at all in them?) Pharmaceutical companies
CONPRESS	1	(I am going to name some institutions in this country. As far as the people running these institutions are concerned, would you say you have a great deal of confidence, only some confidence, or hardly any confidence at all in them?) Press
CONRINC	1	Inflation-adjusted personal income.
CONSCI	1	(I am going to name some institutions in this country. As far as the people running these institutions are concerned, would you say you have a great deal of confidence, only some confidence, or hardly any confidence at all in them?) Scientific Community
CONTPOOR	4	How often do you have any contact with people who are a lot poorer than you when you are out and about? This might be in the street, on public transport, in shops, in your neighborhood, or at your workplace.
CONTRICH	4	How often do you have any contact with people who are a lot richer than you when you are out and about? This might be in the street, on public transport, in shops, in your neighborhood, or at your workplace.
CONTV	1	(I am going to name some institutions in this country. As far as the people running these institutions are concerned, would you say you have a great deal of confidence, only some confidence, or hardly any confidence at all in them?) TV
CONUNION	4	(In all countries, there are differences or even conflicts between different social groups. In your opinion, in America how much conflict is there between . . .) Management and workers?
CONWLTH	4	(In all countries, there are differences or even conflicts between different social groups. In your opinion, in America how much conflict is there between . . .) Poor people and rich people?
COOCC10	1	RESPONDENT'S PARTNER'S OCCUPATION
COPRES10	1	PRESTIGE OF RESPONDENT'S PARTNER'S OCCUPATION
COPRES105PLUS	1	PARTNER'S OCCUPATIONAL PRESTIGE SCORE USING THRESHOLD METHOD
COSEI10	1	R'S PARTNER'S SOCIOECONOMIC INDEX (2010)
COSEI10EDUC	1	PERCENTAGE OF SOME COLLEGE EDUC IN COOCC10 BASED ON ACS 2010
COSEI10INC	1	PERCENTAGE OF \$45K+ EARNERS IN COOCC10 BASED ON ACS 2010
COURTSNV	1	In general, do you think the courts in this area deal too harshly or not harshly enough with criminals?
COURTSV	1	In general, do you think the courts in this area deal too harshly or not harshly enough with criminals?
COWRKSFL	1	(Is/Was) (he/she) self-employed or (does/did) (he/she) work for someone else?
COWRKSTA	1	Last week was your partner working full time, part time, going to school, keeping house, or what?
CRACK30	9	How long has it been since you last used 'crack' cocaine in chunk or rock form?
DATEINTV	1	Date of interview.
DCLINDUS	8	(To what extent do you agree or disagree with the following statements?) The government should support declining industries to protect jobs, even if it might require a tax increase to pay for it.

Codebook and Unweighted Frequencies for the 2021 General Social Survey (GSS)

ALPHABETIC INDEX OF VARIABLES

Variable Name	Section	SAS_Label
DECEVIDC	7	(Please indicate to what extent you agree or disagree with each of the following statements.) When I make important decisions in my life, I rely mostly on reason and evidence.
DEFUND	10	Do you favor or oppose reducing funding for police departments, and moving those funds to mental health, housing, and other social services?
DEGREE	1	RESPONDENT'S DEGREE
DENOM	1	IF PROTESTANT: What specific denomination is that, if any? (PROBE FOR EXACT DENOMINATION)
DENOM16	1	IF RAISED PROTESTANT: What specific denomination is that, if any? (PROBE FOR EXACT DENOMINATION)
DISCAFF	1	What do you think the chances are these days that a white person won't get a job or promotion while an equally or less qualified black person gets one instead? Is this very likely, somewhat likely, or not very likely to happen these days?
DISCAFFM	1	What do you think the chances are these days that a man won't get a job or promotion while an equally or less qualified woman gets one instead. Is this very likely, somewhat likely, somewhat unlikely, or very unlikely these days?
DISCAFFWNV	1	What do you think the chances are these days that a woman won't get a job or promotion while an equally or less qualified man gets one instead. Is this very likely, somewhat likely, somewhat unlikely, or very unlikely these days?
DISCAFFWV	1	What do you think the chances are these days that a woman won't get a job or promotion while an equally or less qualified man gets one instead. Is this very likely, somewhat likely, somewhat unlikely, or very unlikely these days?
DISRSPCT	1	(In your day-to-day life how often have any of the following things happened to you?) You are treated with less courtesy or respect than other people.
DIVLAWNV	1	Should divorce in this country be easier or more difficult to obtain than it is now?
DIVLAWV	1	Should divorce in this country be easier or more difficult to obtain than it is now?
DIVORCE	1	IF CURRENTLY MARRIED OR WIDOWED: Have you ever been divorced or legally separated?
DWELLING	11	DWELLING TYPE.
DWELOWN	1	(Do you/Does your family) own your (home/apartment), pay rent, or what?
DWELOWN16	1	When you were 16 years old, did your family own your own home, pay rent, or something else?
EARNRS	1	Just thinking about your family now--those people in the household who are related to you . . . How many persons in the family, including yourself, earned any money last year - [the previous year] - from any job or employment?
EATMEAT	5	In a typical week, on how many days do you eat beef, lamb, or products that contain them?
EDUC	1	RESPONDENT'S EDUCATION
EMAILHR	1	About how many minutes or hours per week do you spend sending and answering electronic mail or e-mail?
EMAILMIN	1	About how many minutes or hours per week do you spend sending and answering electronic mail or e-mail?
EMOPROBS	6	In the past seven days, how often have you been bothered by emotional problems such as feeling anxious, depressed or irritable?
ENDSME12	4	And during the next 12 months, how difficult or easy do you think it will be for your household to make ends meet?

Codebook and Unweighted Frequencies for the 2021 General Social Survey (GSS)

ALPHABETIC INDEX OF VARIABLES

Variable Name	Section	SAS_Label
ENDSMEET	4	Thinking of your household's total income, including all the sources of income of all the members who contribute to it, how difficult or easy is it currently for your household to make ends meet?
ENJOYNAT	5	How much, if at all, do you enjoy being outside in nature?
ENPRBUS	5	Here is a list of some different environmental problems. Which problem, if any, do you think is the most important for America as a whole?
EQWLTH	1	Some people think that the government in Washington ought to reduce the income differences between the rich and the poor, perhaps by raising the taxes of wealthy families or by giving income assistance to the poor. Others think that the government should not concern itself with reducing this income difference between the rich and the poor. Here is a card with a scale from 1 to 7. Think of a score of 1 as meaning that the government ought to reduce the income differences between rich and poor, and a score of 7 meaning that the government should not concern itself with reducing income differences. What score between 1 and 7 comes closest to the way you feel?
ETH1	1	(From what countries or part of the world did your ancestors come?) FIRST ETHNICITY MENTIONED
ETH2	1	(From what countries or part of the world did your ancestors come?) SECOND ETHNICITY MENTIONED
ETH3	1	(From what countries or part of the world did your ancestors come?) THIRD ETHNICITY MENTIONED
ETHNIC	1	(From what countries or part of the world did your ancestors come?) IF MORE THAN ONE COUNTRY NAMED: Which one of these countries do you feel closer to?
EVANGCLX	7	Would you describe yourself as a 'born again' or evangelical Christian, or not?
EVANGCLY	7	Would you describe yourself as an evangelical Christian, or not?
EVCRAK	9	Have you ever, even once, used 'crack' cocaine in chunk or rock form?
EVIDU	9	Have you ever, even once, taken any drugs by injection with a needle (like heroin, cocaine, amphetamines, or steroids)? DO NOT include anything you took under a doctor's orders.
EVNGELZE	7	It is very important for me personally to encourage non-Christians to accept Jesus Christ as their Savior.
EVPAIDSX	9	Thinking about the time since your 18th birthday, have you ever had sex with a person you paid or who paid you for sex?
EVSTRAY	9	Have you ever had sex with someone other than your husband or wife while you were married?
EVWORK	1	IF RETIRED, IN SCHOOL, KEEPING HOUSE, OR OTHER: Did you ever work for as long as one year?
EXWEATHR	5	(Thinking about your neighborhood, to what extent, if at all, was it affected by the following things over the last twelve months?) Extreme weather events (such as severe storms, droughts, floods, heat waves, cold snaps, etc.)
FAIRDIST	4	How fair or unfair do you think the income distribution is in America?
FAIRNV	1	Do you think most people would try to take advantage of you if they got a chance, or would they try to be fair?
FAIRV	1	Do you think most people would try to take advantage of you if they got a chance, or would they try to be fair?
FAMGEN	2	Number of family generations in household.
FAMILY16	1	Were you living with both your own mother and father around the time you were 16?
FAMILY16Y	1	With whom were you living around that time?
FATIGUE	6	In the past seven days, how would you rate your fatigue on average?
FEAR	1	Is there any area right around here--that is, within a mile--where you would be afraid to walk alone at night?

Codebook and Unweighted Frequencies for the 2021 General Social Survey (GSS)

ALPHABETIC INDEX OF VARIABLES

Variable Name	Section	SAS_Label
FECHLD	1	Please read the following statements and indicate whether you strongly agree, agree, disagree, or strongly disagree with each statement. For example, here is the statement: A working mother can establish just as warm and secure a relationship with her children as a mother who does not work.
FEELEVEL	11	Amount of Fees Paid
FEEUSED	11	Was a respondent incentive or fee used as part of getting this case?
FEFAM	1	It is much better for everyone involved if the man is the achiever outside the home and the woman takes care of the home and family.
FEHIRE	1	Now I'm going to read several statements. As I read each one, please tell me whether you strongly agree, agree, neither agree nor disagree, Because of past discrimination, employers should make special efforts to hire and promote qualified women.
FEJOBFF	1	Some people say that because of past discrimination, women should be given preference in hiring and promotion. Others say that such preference in hiring and promotion of women is wrong because it discriminates against men. What about your opinion -are you for or against preferential hiring and promotion of women? IF FOR: Do you favor preference in hiring and promotion strongly or not strongly? IF AGAINST: Do you oppose the preference in hiring and promotion strongly or not strongly?
FEPOLNV	1	Tell me if you agree or disagree with this statement: Most men are better suited emotionally for politics than are most women.
FEPOLV	1	Tell me if you agree or disagree with this statement: Most men are better suited emotionally for politics than are most women.
FEPRESCH	1	A preschool child is likely to suffer if his or her mother works.
FINALTER	1	During the last few years, has your financial situation been getting better, worse, or has it stayed the same?
FINRELA	1	Compared with American families in general, would you say your family income is far below average, below average, average, above average, or far above average? (PROBE: Just your best guess.)
FORM	1	FORM OF SPLIT QUESTIONNAIRE ASKED
FREEMIND	7	(Please indicate to what extent you agree or disagree with each of the following statements.) To understand the world, we must free our minds from old traditions and beliefs.
FRNDSEX	9	(If you had other partners, does this describe any of them?...) Close personal friend
FUCITZNNV	1	Are you...
FUCITZNV	1	Are you...
FUND	1	Fundamentalism/Liberalism of Respondent's Religion
FUND16	1	IF JEWISH: Fundamentalism/Liberalism of Religion Respondent Raised In
GENDER1	2	(FIRST PERSON) Gender of first person
GENDER10	2	Gender of tenth person
GENDER11	2	Gender of eleventh person
GENDER12	2	Gender of twelfth person
GENDER13	2	Gender of thirteenth person
GENDER14	2	Gender of fourteenth person
GENDER2	2	(SECOND PERSON) Gender of second person
GENDER3	2	(THIRD PERSON) Gender of third person
GENDER4	2	(FOURTH PERSON) Gender of fourth person
GENDER5	2	(FIFTH PERSON) Gender of fifth person

Codebook and Unweighted Frequencies for the 2021 General Social Survey (GSS)

ALPHABETIC INDEX OF VARIABLES

Variable Name	Section	SAS_Label
GENDER6	2	Gender of sixth person
GENDER7	2	Gender of seventh person
GENDER8	2	Gender of eighth person
GENDER9	2	Gender of ninth person
GENEGEN1	5	And do you think that modifying the genes of certain crops is . . .
GETAHEADNV	1	Some people say that people get ahead by their own hard work: others say that lucky breaks or help from other people are more important. Which do you think is most important?
GETAHEADV	1	Some people say that people get ahead by their own hard work; others say that lucky breaks or help from other people are more important. Which do you think is most important?
GIVCABNT	4	How much do you think a cabinet minister in the federal government should earn?
GIVCLERK	4	How much do you think a salesclerk should earn?
GIVDOC	4	About how much do you think a doctor in general practice should earn?
GIVEXEC	4	How much do you think a chairman of a large national corporation should earn?
GIVUNSKL	4	How much do you think an unskilled worker in a factory should earn?
GOD	1	Please look at this card and tell me which statement comes closest to expressing what you believe about God.
GODUSA	7	(Please indicate to what extent you agree or disagree with each of the following statements.) The success of the United States is part of God's plan.
GOVCHRST	7	(Please indicate to what extent you agree or disagree with each of the following statements.) The federal government should advocate Christian values.
GOVEQINC	5	It is the responsibility of the government to reduce the differences in income between people with high incomes and those with low incomes.
GOVEQINC1	4	It is the responsibility of the government to reduce the differences in income between people with high incomes and those with low incomes.
GOVFNAID	8	(To what extent do you agree or disagree with the following statements?) The government should give financial assistance to college students from low-income families, even if it might require a tax increase to pay for it.
GOVFNANC	8	(To what extent do you agree or disagree with the following statements?) The government should finance projects to create new jobs, even if it might require a tax increase to pay for it.
GOVINEQ1	4	To what extent do you agree or disagree with the following statement: Most politicians in America do not care about reducing the differences in income between people with high incomes and people with low incomes.
GOVINEQ2	4	How successful do you think the government in America is nowadays in reducing the differences in income between people with high incomes and people with low incomes?
GOVUNEMP	4	The government should provide a decent standard of living for the unemployed.
GRANBORN	1	(Were all of your four grandparents born in this country?...) IF NO: how many were born outside the United States?
GRASSNV	1	Do you think the use of marijuana should be made legal or not?
GRASSV	1	Do you think the use of marijuana should be made legal or not?
GRNCON	5	Generally speaking, how concerned are you about environmental issues? Please tell me what you think, where 1 means you are not at all concerned and 5 means you are very concerned.
GRNDEMO	5	In the last five years, have you taken part in a protest or demonstration about an environmental issue?

Codebook and Unweighted Frequencies for the 2021 General Social Survey (GSS)

ALPHABETIC INDEX OF VARIABLES

Variable Name	Section	SAS_Label
GRNECON	5	(How much do you agree or disagree with each of these statements?) We worry too much about the future of the environment and not enough about prices and jobs today
GRNEFFME	5	(How much do you agree or disagree with each of these statements?) Environmental problems have a direct effect on my everyday life.
GRNEXAGG	5	(How much do you agree or disagree with each of these statements?) Many of the claims about environmental threats are exaggerated.
GRNGROUP	5	Are you a member of any group whose main aim is to preserve or protect the environment?
GRNMONEY	5	In the last five years , have you given money to an environmental group?
GRNPRICE	5	How willing would you be to pay much higher prices in order to protect the environment?
GRNPROG	5	(How much do you agree or disagree with each of these statements?) People worry too much about human progress harming the environment.
GRNSIGN	5	In the last five years, have you signed a petition about an environmental issue?
GRNSOL	5	And how willing would you be to accept cuts in your standard of living in order to protect the environment?
GRNTAXES	5	And how willing would you be to pay much higher taxes in order to protect the environment?
GRTWRKS	7	(Please indicate to what extent you agree or disagree with each of the following statements.) The great works of philosophy and science are the best source of truth, wisdom, and ethics.
GRWTHARM	5	(And please tell me for each of these statements, how much you agree or disagree with it.) Economic growth always harms the environment.
GRWTHelp	5	(And please tell me for each of these statements, how much you agree or disagree with it.) In order to protect the environment America needs economic growth.
GUNLAW	1	Would you favor or oppose a law which would require a person to obtain a police permit before he or she could buy a gun?
HAPCOHAB	1	(IF CURRENTLY UNMARRIED OR ANSWERED PUNCHES 1 OR 2 FOR POSSLQ OR POSSLQY, ASK HAPCOHAB) Taking things all together, would you say that your relationship with your partner is very happy, pretty happy, or not too happy?
HAPMAR	1	(IF CURRENTLY MARRIED, ASK HAPMAR) Taking things all together, how would you describe your marriage? Would you say that your marriage is very happy, pretty happy, or not too happy?
HAPPY	1	Taken all together, how would you say things are these days--would you say that you are very happy, pretty happy, or not too happy?
HARMSGRN	5	(How much do you agree or disagree with each of these statements?) Almost everything we do in modern life harms the environment.
HEALTH	1	Would you say your own health, in general, is excellent, good, fair, or poor?
HEFINFO	2	Number in family of person who was household informant (i.e. who provided information on household members).
HELPBLK	1	Some people think that Blacks have been discriminated against for so long that the government has a special obligation to help improve their living standards. Others believe that the government should not be giving special treatment to Blacks. Where would you place yourself on this scale, or haven't you made up your mind on this?
HELPFULNV	1	Would you say that most of the time people try to be helpful, or that they are mostly just looking out for themselves?
HELPFULV	1	Would you say that most of the time people try to be helpful, or that they are mostly just looking out for themselves?

*Codebook and Unweighted Frequencies for the 2021 General Social Survey (GSS)***ALPHABETIC INDEX OF VARIABLES**

Variable Name	Section	SAS_Label
HELPHARM	5	(How much do you agree or disagree with each of these statements?) I find it hard to know whether the way I live is helpful or harmful to the environment.
HELPNOT	1	Some people think that the government in Washington is trying to do too many things that should be left to individuals and private businesses. Others disagree and think that the government should do even more to solve our country's problems. Still others have opinions somewhere in between. Where would you place yourself on this scale, or haven't you made up your mind on this?
HELPOTH	1	(If you had to choose, which thing on this list would you pick as the most important for a child to learn to prepare him or her for life? Which comes next in importance? Which comes third? Which comes fourth?) To help others when they need help.
HELPPoor	1	Next, here are issues that some people tell us are important. Some people think that the government in Washington should do everything possible to improve the standard of living of all poor Americans, they are at Point 1 on the scale below. Other people think it is not the government's responsibility, and that each person should take care of himself, they are at Point 5. Where would you place yourself on this scale, or haven't you made up your mind on this?
HELPSICK	1	In general, some people think that it is the responsibility of the government in Washington to see to it that people have help in paying for doctors and hospital bills. Others think that these matters are not the responsibility of the federal government and that people should take care of these things themselves. Where would you place yourself on this scale, or haven't you made up your mind on this?
HHRACE	2	Race of household.
HHTYPE	2	Household Type.
HHTYPE1	2	Household type (condensed)
HISPANIC	1	Are you Spanish, Hispanic, or Latino/Latina? IF YES: Which group are you from?
HIVAFRAID	9	Please indicate how much you agree or disagree with each of the following comments. I would be afraid to be around a person with HIV because I would be worried I could get infected.
HIVDSCRM	9	(Please indicate how much you agree or disagree with each of the following comments.) There is a lot of discrimination against people with HIV in this country today.
HIVIMMRL	9	(Please indicate how much you agree or disagree with each of the following comments.) People who have HIV have participated in immoral activities
HIVTEST	9	Have you ever been tested for HIV? Do not count tests you may have had as part of a blood donation. Include oral test (where they take a swab from your mouth).
HIVTEST1	9	Not including blood donations, in what month and year was your last HIV test?
HIVTEST2	9	Where did you have your last HIV test - at a private doctor or HMO office, at a counseling and testing site, at an emergency room, as an inpatient at a hospital, at a clinic, in a jail or prison, at a drug treatment facility, at home, or somewhere else?
HLTHMNTL	6	In general, how would you rate your mental health, including your mood and your ability to think?
HLTHPHYS	6	In general, how would you rate your physical health?
HOMOSEX	1	What about sexual relations between two adults of the same sex--do you think it is always wrong, almost always wrong, wrong only sometimes, or not wrong at all?
HOMPOP	1	Household Size and Composition (see Appendix D: Recodes, for information about these variables)
HRS1	1	IF WORKING, FULL OR PART TIME: How many hours did you work last week, at all jobs?
HRS2	1	IF WITH A JOB, BUT NOT AT WORK: How many hours a week do you usually work, at all jobs?
HUNT1	1	Do you (or does your [husband/wife/partner]) go hunting? CIRCLE ONLY ONE CODE.
IDU30	9	How long has it been since you last used a needle to inject drugs?
IF16WHO	1	Who would you have voted for, for president, if you had voted?

Codebook and Unweighted Frequencies for the 2021 General Social Survey (GSS)

ALPHABETIC INDEX OF VARIABLES

Variable Name	Section	SAS_Label
IHLPGRN	5	(How much do you agree or disagree with each of these statements?) I do what is right for the environment, even when it costs more money or takes more time.
IMMLIMIT	5	America should limit immigration in order to protect our national way of life.
IMPGRN	5	(How much do you agree or disagree with each of these statements?) There are more important things to do in life than protect the environment.
IMPORTS	5	America should limit the import of foreign products in order to protect its national economy.
INCGAP	4	To what extent do you agree or disagree with the following statements? Differences in income in America are too large.
INCOM16	1	Thinking about the time when you were 16 years old, compared with American families in general then, would you say your family income was: far below average, below average, average, above average, or far above average? (PROBE: Just your best guess.)
INCOME	1	In which of these groups did your total family income, from all sources, fall last year before taxes, that is?
INCOME16	1	In which of these groups did your total family income, from all sources, fall last year? That is, before taxes.
INDUS10	1	RESPONDENT'S INDUSTRY
INDUSGEN1	5	In general, do you think that air pollution caused by industry is . . .
INEQMAD	4	Some people feel angry about differences in wealth between the rich and the poor, while others do not. How do you feel when you think about differences in wealth between the rich and the poor in America? Please place yourself on a scale of 0 to 10, where 0 means not angry at all and 10 means extremely angry.
INTAGE	11	Age of interviewer
INTETHN	11	Race/ethnicity of interviewer
INTHISP	11	Interviewer, are you Spanish, Hispanic, or Latino/Latina? Which group are you from: Mexican, Mexican American, Chicano/Chicana, Puerto Rican, Cuban, Other. Please specify other.
INTLBLKS	1	Do people in these groups tend to be unintelligent or tend to be intelligent? Where would you rate Blacks in general on this scale?
INTLHSPS	1	Do people in these groups tend to be unintelligent or tend to be intelligent? Where would you rate Hispanic Americans in general on this scale?
INTLWHTS	1	Do people in these groups tend to be unintelligent or tend to be intelligent? Where would you rate Whites in general on this scale?
INTRACE1	11	(What is your race? Indicate one or more races that you consider yourself to be.) First mention.
INTRACE2	11	Second mention.
INTRACE3	11	Third mention.
INTSEX	11	Sex of interviewer
ISSP	11	Status on International Social Survey Program Self-Completion Supplement.
JEW	1	IF JEWISH: Do you consider yourself Orthodox, Conservative, Reform or none of these? (PROBE FOR EXACT DENOMINATION)
JEW16	1	IF JEWISH: Were you Orthodox, Conservative, Reform, or none of these? (PROBE FOR EXACT DENOMINATION)
JOBFIND	1	About how easy would it be for you to find a job with another employer with approximately the same income and fringe benefits you now have? Would you say very easy, somewhat easy, or not easy at all?
JOBLOSE	1	Thinking about the next 12 months, how likely do you think it is that you will lose your job or be laid off--very likely, fairly likely, not too likely, or not at all likely?
KIDSSOLNV	1	When your children are at the age you are now, do you think their standard of living will be much better, somewhat better, about the same, somewhat worse, or much worse than yours is now?

Codebook and Unweighted Frequencies for the 2021 General Social Survey (GSS)

ALPHABETIC INDEX OF VARIABLES

Variable Name	Section	SAS_Label
KIDSSOLV	1	When your children are at the age you are now, do you think their standard of living will be much better, somewhat better, about the same, somewhat worse, or much worse than yours is now?
LDCGAP	4	(Turning to international differences, to what extent do you agree or disagree with the following statements?) Present economic differences between rich and poor countries are too large.
LDCTAX	4	(Turning to international differences, to what extent do you agree or disagree with the following statements?) People in wealthy countries should make an additional tax contribution to help people in poor countries.
LETDIE1	1	When a person has a disease that cannot be cured, do you think doctors should be allowed by law to end the patient's life by some painless means if the patient and his family request it?
LETIN1A	1	Do you think the number of immigrants to America nowadays should be
LGINCDIF	8	(To what extent do you agree or disagree with the following statements?) Large differences in income are necessary for America's prosperity.
LIBATH	1	(There are always some people whose ideas are considered bad or dangerous by other people. For instance, somebody who is against all churches and religion...) If some people in your community suggested that a book he wrote against churches and religion should be taken out of your public library, would you favor removing this book, or not?
LIBATHY	1	(There are always some people whose ideas are considered bad or dangerous by other people. For instance, somebody who is against all churches and religion...) If some people in your community suggested that a book this person wrote against churches and religion should be taken out of your public library, would you favor removing this book, or not?
LIBCOM	1	(Now, we would like to ask you some questions about a man who admits he is a Communist...) Suppose he wrote a book which is in your public library. Somebody in your community suggests that the book should be removed from the library. Would you favor removing it, or not?
LIBCOMY	1	(Now, we would like to ask you some questions about a self-identified Communist...) Suppose this person wrote a book which is in your public library. Somebody in your community suggests that the book should be removed from the library. Would you favor removing it, or not?
LIBHOMO	1	(And what about a man who admits that he is homosexual...) If some people in your community suggested that a book he wrote in favor of homosexuality should be taken out of your public library, would you favor removing this book, or not?
LIBHOMOY	1	If somebody in your community suggests that a book the gay person wrote in favor of homosexuality should be taken out of your public library, would you favor removing it, or not?
LIBMIL	1	Suppose he wrote a book advocating doing away with elections and letting the military run the country. Somebody in your community suggests that the book be removed from the public library. Would you favor removing it, or not?
LIBMILY	1	Suppose this person wrote a book advocating doing away with elections and letting the military run the country. Somebody in your community suggests that the book be removed from the public library. Would you favor removing it, or not?
LIBMSLM	1	(Now consider a Muslim clergyman who preaches hatred of the United States...) If some people in your community suggested that a book he wrote which preaches hatred of the United States should be taken out of your public library, would you favor removing this book, or not?
LIBMSLMY	1	(Now consider a Islamic religious leader who preaches hatred of the United States...) If some people in your community suggested that a book this person wrote which preaches hatred of the United States should be taken out of your public library, would you favor removing this book, or not?
LIBRAC	1	(Or consider a person who believes that Blacks are genetically inferior...) If some people in your community suggested that a book he wrote which said Blacks are inferior should be taken out of your public library, would you favor removing this book, or not?

Codebook and Unweighted Frequencies for the 2021 General Social Survey (GSS)

ALPHABETIC INDEX OF VARIABLES

Variable Name	Section	SAS_Label
LIBRACY	1	(Or consider a person who believes that Blacks are genetically inferior...) If some people in your community suggested that a book this person wrote which said Blacks are inferior should be taken out of your public library, would you favor removing this book, or not?
LIFE	1	In general, do you find life exciting, pretty routine, or dull?
LIMITPAY	8	(To what extent do you agree or disagree with the following statements?) The government should take steps to limit the pay of executives at major companies.
LNGTHINV	11	How long was interview?
LOCALNUM	1	About how many people work at the location where you work? (Count part-time as well as full-time employees in all areas, departments and buildings.)
MABORN	1	Was (your mother/ your stepmother/ the female relative you were living with at 16) born in this country?
MADEG	1	RESPONDENT'S MOTHER'S (SUBSTITUTE MOTHER'S) DEGREE
MAEDUC	1	What is the highest grade in elementary school or high school that your mother finished and got credit for?
MAIND10	1	MOTHER'S INDUSTRY CODE
MAOCC10	1	MOTHER'S OCCUPATION
MAPRES10	1	PRESTIGE OF RESPONDENT'S MOTHER'S OCCUPATION
MAPRES105PLUS	1	MOTHERS OCCUPATIONAL PRESTIGE SCORE USING THRESHOLD METHOD
MAR1	2	(FIRST PERSON) Marital status of first person
MAR10	2	Marital status of tenth person
MAR11	2	Marital status of eleventh person
MAR12	2	Marital status of twelfth person
MAR13	2	Marital status of thirteenth person
MAR14	2	Marital status of fourteenth person
MAR2	2	(SECOND PERSON) Marital status of second person
MAR3	2	(THIRD PERSON) Marital status of third person
MAR4	2	(FOURTH PERSON) Marital status of fourth person
MAR5	2	Marital status of fifth person
MAR6	2	Marital status of sixth person
MAR7	2	Marital status of seventh person
MAR8	2	Marital status of eighth person
MAR9	2	Marital status of ninth person
MARASIAN	1	How about having a close relative marry an Asian American person? Would you be very in favor of it happening, somewhat in favor, neither in favor nor opposed to it happening, somewhat opposed, or very opposed to it happening?
MARBLK	1	How about having a close relative marry a Black person? Would you be very in favor of it happening, somewhat in favor, neither in favor nor opposed to it happening, somewhat opposed, or very opposed to it happening?
MARHISP	1	How about having a close relative marry a Hispanic or Latino person? Would you be very in favor of it happening, somewhat in favor, neither in favor nor opposed to it happening, somewhat opposed, or very opposed to it happening?
MARHOMO	1	(Do you agree or disagree?) Homosexual couples should have the right to marry one another.
MARITAL	1	Are you currently--married, widowed, divorced, separated, or have you never been married?

Codebook and Unweighted Frequencies for the 2021 General Social Survey (GSS)

ALPHABETIC INDEX OF VARIABLES

Variable Name	Section	SAS_Label
MARTYPE	1	CODE TYPE OF MARRIAGE
MARWHT	1	What about having a close relative marry a White person? Would you be very in favor of it happening, somewhat in favor, neither in favor nor opposed to it happening, somewhat opposed, or very opposed to it happening?
MASEI10	1	R'S MOTHER'S SOCIOECONOMIC INDEX (2010)
MASEI10EDUC	1	PERCENTAGE OF SOME COLLEGE EDUC IN SPOCC10 BASED ON ACS 2010
MASEI10INC	1	PERCENTAGE OF \$45K+ EARNERS IN PAOCC10 BASED ON ACS 2010
MATESEX	9	Was one of the partners your husband or wife or regular sexual partner?
MAWRKGRW	1	Did your mother ever work for pay for as long as a year, while you were growing up?
MAWRKSLF2	1	At this job, was (your mother/your stepmother/the female relative you were living with when you were 16) an employee, self-employed without employees, or self-employed with employees?
MAWRKSLFFAM	1	At this job, was she working for her own family business or family farm?
MDITATE1	7	How often do you meditate?
MEOVRWRK	1	Family life often suffers because men concentrate too much on their work.
MIGRPOOR	4	(Turning to international differences, to what extent do you agree or disagree with the following statements?) People from poor countries should be allowed to work in wealthy countries.
MKT1	4	It is the responsibility of private companies to reduce the differences in pay between their employees with high pay and those with low pay.
MNTHSUSA	1	How long have you lived in the United States? If less than a year, please specify the time in months. If you have lived in the United States for more than one period during your life, what is the total number of years you have lived in the United States?
MOBILE16	1	When you were 16 years old, were you living in this same (city/town/county)?
MODE	11	Interview done in-person, over the phone, a combination of in-person and over the phone, or web
NATAID	1	(... are we spending too much, too little, or about the right amount on) Foreign aid
NATAIDY	1	(... are we spending too much, too little, or about the right amount on) Assistance to other countries
NATARMS	1	(... are we spending too much, too little, or about the right amount on) The military, armaments, and defense
NATARMSY	1	(... are we spending too much, too little, or about the right amount on) National defense
NATCHLD	1	(... are we spending too much, too little, or about the right amount on) Assistance for childcare
NATCITY	1	(... are we spending too much, too little, or about the right amount on) Solving the problems of big cities
NATCITYY	1	(... are we spending too much, too little, or about the right amount on) Assistance to big cities
NATCRIME	1	(... are we spending too much, too little, or about the right amount on) Halting the rising crime rate
NATCRIMY	1	Halting the rising crime rate
NATDRUG	1	(... are we spending too much, too little, or about the right amount on) Dealing with drug addiction
NATDRUGY	1	(... are we spending too much, too little, or about the right amount on) Drug rehabilitation
NATEDUC	1	(... are we spending too much, too little, or about the right amount on) Improving the nation's education system
NATEDUCY	1	(... are we spending too much, too little, or about the right amount on) Education
NATENRGY	1	(... are we spending too much, too little, or about the right amount on) Developing alternative energy sources

Codebook and Unweighted Frequencies for the 2021 General Social Survey (GSS)

ALPHABETIC INDEX OF VARIABLES

Variable Name	Section	SAS_Label
NATENVIR	1	(... are we spending too much, too little, or about the right amount on) Improving and protecting the environment
NATFARE	1	(... are we spending too much, too little, or about the right amount on) Welfare
NATFAREY	1	(... are we spending too much, too little, or about the right amount on) Assistance to the poor
NATHEAL	1	(... are we spending too much, too little, or about the right amount on) Improving and protecting the nation's health
NATHEALY	1	(... are we spending too much, too little, or about the right amount on) Health
NATMASS	1	(... are we spending too much, too little, or about the right amount on) Mass Transportation
NATPARK	1	(... are we spending too much, too little, or about the right amount on) Parks and recreation
NATRACE	1	(... are we spending too much, too little, or about the right amount on) Improving the conditions of Blacks
NATRACEY	1	(... are we spending too much, too little, or about the right amount on) Assistance to Blacks
NATROAD	1	(... are we spending too much, too little, or about the right amount on) Highways and bridges
NATSCI	1	(... are we spending too much, too little, or about the right amount on) Supporting scientific research
NATSOC	1	(... are we spending too much, too little, or about the right amount on) Social Security
NATSPAC	1	(Let's begin with some things people think about today. We are faced with many problems in this country, none of which can be solved easily or inexpensively. I'm going to name some of these problems, and for each one I'd like you to tell me whether you think we're spending too much money on it, too little money, or about the right amount.) Space exploration program
NATSPACY	1	(... are we spending too much, too little, or about the right amount on) Space exploration
NATURDEV	5	How willing would you be to accept a reduction in the size of America's protected nature areas, in order to open them up for economic development?
NEWS	1	How often do you read the newspaper--every day, a few times a week, once a week, less than once a week, or never?
NOBUYGRN	5	And how often do you avoid buying certain products for environmental reasons?
NORELGSP	7	Do you consider yourself to be atheist, agnostic, something else, or nothing in particular?
NOTSMART	1	(In your day-to-day life how often have any of the following things happened to you?) People act as if they think you are not smart.
NUKEGEN1	5	And do you think that nuclear power stations are . . .
NUMEMPS	1	Are/were you self-employed or do/did you work for someone else? [If 'Self-employed'] Do/did you have any employees? [If 'Yes'] How many employees do/did you have?
NUMMEN	9	Now thinking about the time since your 18th birthday (including the past 12 months), how many male partners have you had sex with?
NUMROOMS	5	How many rooms are there in your home (apartment or house)? Do not count any separate kitchens, bathrooms, garages, balconies, hallways or cupboards.
NUMWOMEN	9	Now thinking about the time since your 18th birthday (including the past 12 months), how many female partners have you had sex with?
OBEY	1	(If you had to choose, which thing on this list would you pick as the most important for a child to learn to prepare him or her for life? Which comes next in importance? Which comes third? Which comes fourth?) To obey
OCC10	1	RESPONDENT'S OCCUPATION
OLD1	2	(FIRST PERSON) Age of first person
OLD10	2	Age of tenth person

Codebook and Unweighted Frequencies for the 2021 General Social Survey (GSS)

ALPHABETIC INDEX OF VARIABLES

Variable Name	Section	SAS_Label
OLD11	2	Age of eleventh person
OLD12	2	Age of twelfth person
OLD13	2	Age of thirteenth person
OLD14	2	Age of fourteenth person
OLD2	2	(SECOND PERSON) Age of second person
OLD3	2	(THIRD PERSON) Age of third person
OLD4	2	(FOURTH PERSON) Age of fourth person
OLD5	2	Age of fifth person
OLD6	2	Age of sixth person
OLD7	2	Age of seventh person
OLD8	2	Age of eighth person
OLD9	2	Age of ninth person
OPBRIBES	4	How important is giving bribes?
OPCLOUT	4	How important is having political connections?
OPEDUC	4	How important is having a good education yourself?
OPHRDWRK	4	How important is hard work?
OPKNOW	4	How important is knowing the right people?
OPPARED	4	How important is having well-educated parents?
OPRACE	4	How important is a person's race?
OPRELIG	4	How important is a person's religion?
OPSEX	4	How important is being born a man or a woman?
OPWLTH	4	(For each of these, please tell me how important you think it is for getting ahead in life . . .) How important is coming from a wealthy family?
OTHER	1	IF PROTESTANT: What specific denomination is that, if any?(PROBE FOR EXACT DENOMINATION)
OTHERSEX	9	(If you had other partners, does this describe any of them?...) Other
OTHLANG	1	Can you speak a language other than English [Spanish]?
OTHLANG1	1	What other language(s) do you speak? First response.
OTHLANG2	1	What other language(s) do you speak? Second response.
OTHSSAME	5	(How much do you agree or disagree with each of these statements?) There is no point in doing what I can for the environment unless others do the same.
OWNGUN	1	Do you happen to have in your home (IF HOUSE: or garage) any guns or revolvers?
PABORN	1	Was (your father/ your stepfather/ the male relative you were living with at 16) born in this country?
PADEG	1	RESPONDENT'S FATHER'S (SUBSTITUTE FATHER'S) DEGREE
PAEDUC	1	What is the highest grade in elementary school or high school that your father finished and got credit for?
PAIDSEX	9	(If you had other partners, does this describe any of them?) Person you paid or paid you for sex
PAIND10	1	FATHER'S INDUSTRY
PAOCC10	1	FATHER'S OCCUPATION

Codebook and Unweighted Frequencies for the 2021 General Social Survey (GSS)

ALPHABETIC INDEX OF VARIABLES

Variable Name	Section	SAS_Label
PAPRES10	1	PRESTIGE OF RESPONDENT'S FATHER'S OCCUPATION
PAPRES105PLUS	1	FATHER'S OCCUPATIONAL PRESTIGE SCORE USING THRESHOLD METHOD (2010)
PARSOL	1	Compared to your parents when they were the age you are now, do you think your own standard of living now is much better, somewhat better, about the same, somewhat worse, or much worse than theirs was?
PARTFULL	1	When you worked in [the previous year], was it usually full or part time?
PARTNERS	9	How many sex partners have you had in the last 12 months?
PARTNRS5	9	Now thinking about the past five years--the time since February/March 2015, and including the past 12 months, how many sex partners have you had in that five year period?
PARTYID	1	Generally speaking, do you usually think of yourself as a Republican, Democrat, Independent, or what?
PASEI10	1	R'S FATHER'S SOCIOECONOMIC INDEX (2010)
PASEI10EDUC	1	PERCENTAGE OF SOME COLLEGE EDUC IN PAOCC10 BASED ON ACS 2010
PASEI10INC	1	PERCENTAGE OF \$45K+ EARNERS IN PAOCC10 BASED ON ACS 2010
PAWRKSLF	1	Was your [father/stepfather/male relative you were living with when you were 16] self-employed or did he work for someone else?
PAWRKSLFFAM	1	At this job, was he working for his own family business or family farm?
PAYCABNT	4	How much do you think a cabinet minister in the federal government earns?
PAYCHILD	4	(In deciding how much people ought to earn, how important should each of these things be, in your opinion . . .) Whether the person has children to support?
PAYCLERK	4	How much do you think a salesclerk earns?
PAYDOC	4	About how much do you think a doctor in general practice earns?
PAYDOWEL	4	(In deciding how much people ought to earn, how important should each of these things be, in your opinion . . .) How well he or she does the job?
PAYEDTRN	4	(In deciding how much people ought to earn, how important should each of these things be, in your opinion . . .) The number of years spent in education and training?
PAYEXEC	4	How much do you think a chairman of a large national corporation earns?
PAYRESP	4	(In deciding how much people ought to earn, how important should each of these things be, in your opinion . . .) How much responsibility goes with the job – how important do you think that ought to be in deciding pay?
PAYUNSKL	4	How much do you think an unskilled worker in a factory earns?
PEOPGRN	5	Which of these approaches do you think would be the best way of getting people and their families in America to protect the environment?
PHASE	11	Subsampling: two-phase design.
PHONE	1	Thank you very much for your time and help. Do you have a telephone? May I have your name and (one of your) telephone number(s) just in case I have left something out in this interview?
PHYSACTS	6	To what extent are you able to carry out your everyday physical activities such as walking, climbing stairs, carrying groceries, or moving a chair?
PIKUPSEX	9	(If you had other partners, does this describe any of them?...?) Casual date or pick-up
PILLOK	1	Do you strongly agree, agree, disagree, or strongly disagree that methods of birth control should be available to teenagers between the ages of 14 and 16 if their parents do not approve?
PISTOL	1	Is it a pistol, shotgun, rifle, or what? CODE ALL THAT APPLY. [Coded if Pistol]
PLANETRP	5	In the last twelve months, how many trips did you make by plane? Count outward and return journeys, including transfers, as one trip.

Codebook and Unweighted Frequencies for the 2021 General Social Survey (GSS)

ALPHABETIC INDEX OF VARIABLES

Variable Name	Section	SAS_Label
POLABUSE	1	(Would you approve of a policeman striking a citizen who...) Had said vulgar and obscene things to the policeman?
POLABUSEY	1	(Would you approve of a policeman striking a citizen who...) Had said vulgar and obscene things to the police officer?
POLATTAK	1	Was attacking the policeman with his fists?
POLATTAKY	1	Would you approve if the citizen was attacking the police officer with his fists?
POLESCAP	1	Was attempting to escape from custody?
POLHITOK	1	Are there any situations you can imagine in which you would approve of a policeman striking an adult male citizen?
POLHITOKY	1	Are there any situations you can imagine in which you would approve of a police officer striking an adult male citizen?
POLMURDR	1	(Would you approve of a policeman striking a citizen who...) Was being questioned as a suspect in a murder case?
POLTRTBLK	10	The following questions are about police and law enforcement. In general, do the police (treat Whites better than Blacks, treat them both the same, or treat Blacks better than Whites/treat Blacks better than Whites, treat them both the same, or treat Whites better than Blacks)?
POLTRTHSP	10	In general, do the police (treat Whites better than Latinos, treat them both the same, or treat Latinos better than Whites/treat Latinos better than Whites, treat them both the same, or treat Whites better than Latinos)?
POLVIEWS	1	We hear a lot of talk these days about liberals and conservatives. I'm going to show you a seven-point scale on which the political views that people might hold are arranged from extremely liberal--point 1--to extremely conservative--point 7. Where would you place yourself on this scale?
POORSERV	1	(In your day-to-day life how often have any of the following things happened to you?) You receive poorer service than other people at restaurants or stores.
POPESPKS	1	We are interested in what American Catholics think about religious matters. Please select the answer from this card that comes closest to your own personal opinion about the following statement: Under certain conditions, the pope is infallible when he speaks on matters of faith and morals.
POPULAR	1	(If you had to choose, which thing on this list would you pick as the most important for a child to learn to prepare him or her for life? Which comes next in importance? Which comes third? Which comes fourth?) To be well-liked or popular
PORNLAW	1	Which of these statements comes closest to your feelings about pornography laws?
POSSLQ	1	Which of these statements applies to you?
POSSLQY	1	Which of these statements applies to you? CODE ONE ONLY.
POSTLIFENV	1	Do you believe there is a life after death?
POSTLIFEV	1	Do you believe there is a life after death?
POSTMAT1	5	Looking at the list on the hand card, please tell me the one thing you think should be America's highest priority, the most important thing it should do.
POSTMAT2	5	And which one do you think should be America's next highest priority, the second most important thing it should do?
POWRORGS	5	International organizations are taking away too much power from the American government.
PRAY	1	About how often do you pray? (USE CATEGORIES AS PROBES.)
PRAYERNV	1	The United States Supreme Court has ruled that no state or local government may require the reading of the Lord's Prayer or Bible verses in public schools. What are your views on this--do you approve or disapprove of the court ruling?

Codebook and Unweighted Frequencies for the 2021 General Social Survey (GSS)

ALPHABETIC INDEX OF VARIABLES

Variable Name	Section	SAS_Label
PRAYERV	1	The United States Supreme Court has ruled that no state or local government may require the reading of the Lord's Prayer or Bible verses in public schools. What are your views on this--do you approve or disapprove of the court ruling?
PREMARX	1	There's been a lot of discussion about the way morals and attitudes about sex are changing in this country. If a man and a woman have sexual relations before marriage, do you think it is always wrong, almost always wrong, wrong only sometimes, or not wrong at all?
PRES16	1	Did you vote for Hillary Clinton or Donald Trump?
PRESTG10	1	PRESTIGE OF RESPONDENT'S OCCUPATION
PRESTG105PLUS	1	R'S OCCUPATIONAL PRESTIGE SCORE USING THRESHOLD METHOD
PRFTIMPV	8	(To what extent do you agree or disagree with the following statements?) Allowing business to make good profits is the best way to improve everyone's standard of living.
PRIVENT	5	(How much do you agree or disagree with each of these statements) Private enterprise is the best way to solve America's economic problems.
PROCHOIC	7	(We hear a lot of talk these days about abortion. Please indicate to what extent you agree or disagree with each of the following statements.) I consider myself pro-choice.
PROLIFE	7	(We hear a lot of talk these days about abortion. Please indicate to what extent you agree or disagree with each of the following statements.) I consider myself pro-life.
PTNRORNT	9	To the best of your knowledge, which of the following best describes how your most recent sexual partner thinks of themselves?
PTNRSXBRTH	9	To the best of your knowledge, was your most recent sexual partner's sex recorded as male or female at birth?
PTNRSXNOW	9	To the best of your knowledge, does your most recent sexual partner describe themselves as male, female, or transgender?
QUALLIFE	6	In general, would you say your quality of life is...
RACDIF1	1	On the average (Negroes/Blacks/African-Americans) have worse jobs, income, and housing than white people. Do you think these differences are . . . Mainly due to discrimination?
RACDIF2	1	(On the average (Negroes/Blacks/African-Americans) have worse jobs, income, and housing than white people. Do you think these differences are . . .) Because most (Negroes/Blacks/African-Americans) have less in-born ability to learn?
RACDIF3	1	(On the average (Negroes/Blacks/African-Americans) have worse jobs, income, and housing than white people. Do you think these differences are . . .) Because most (Negroes/Blacks/African-Americans) don't have the chance for education that it takes to rise out of poverty?
RACDIF4	1	(On the average (Negroes/Blacks/African-Americans) have worse jobs, income, and housing than white people. Do you think these differences are . . .) Because most (Negroes/Blacks/African-Americans) just don't have the motivation or willpower to pull themselves up out of poverty?
RACE	1	What race do you consider yourself? RECORD VERBATIM AND CODE. CODE WITHOUT ASKING ONLY IF THERE IS NO DOUBT IN YOUR MIND.
RACEACS1	1	What is your race? White
RACEACS10	1	Other Asian
RACEACS11	1	Native Hawaiian
RACEACS12	1	Guamanian or Chamorro
RACEACS13	1	Samoan
RACEACS14	1	Other Pacific Islander
RACEACS15	1	Some other race

Codebook and Unweighted Frequencies for the 2021 General Social Survey (GSS)

ALPHABETIC INDEX OF VARIABLES

Variable Name	Section	SAS_Label
RACEACS16	1	Hispanic
RACEACS2	1	Black or African American
RACEACS3	1	American Indian or Alaska Native
RACEACS4	1	Asian Indian
RACEACS5	1	Chinese
RACEACS6	1	Filipino
RACEACS7	1	Japanese
RACEACS8	1	Korean
RACEACS9	1	Vietnamese
RACECEN1	1	(What is your race? Indicate one or more races that you consider yourself to be.) First mention
RACECEN2	1	(What is your race? Indicate one or more races that you consider yourself to be.) Second mention
RACECEN3	1	(What is your race? Indicate one or more races that you consider yourself to be.) Third mention
RACESURV17	10	How much, if at all, do you think the legacy of slavery affects the position of black people in American society today?
RACLIVE	1	Are there any (“whites” for black respondents, “blacks” for non-black respondents) living in this neighborhood now?
RACOPENNV	1	Suppose there is a community-wide vote on the general housing issue. There are two possible laws to vote on: One law says that a homeowner can decide whom to sell their house to, even if that homeowner prefers not to sell to someone because of their race or color. The second law says that a homeowner cannot refuse to sell to someone because of their race or color. Which law would you vote for?
RACOPENV	1	Suppose there is a community-wide vote on the general housing issue. There are two possible laws to vote on: One law says that a homeowner can decide whom to sell their house to, even if that homeowner prefers not to sell to someone because of their race or color. The second law says that a homeowner cannot refuse to sell to someone because of their race or color. Which law would you vote for?
RACWORK	1	IF EMPLOYED: Are the people who work where you work all white, mostly white, about half and half, mostly black, or all black?
RANK	1	(In our society there are groups which tend to be towards the top and those that are towards the bottom. Here we have a scale that runs from top to bottom...) Where would you put yourself on this scale?
RANK1	4	In our society there are groups which tend to be towards the top and groups which tend to be towards the bottom. On the Hand card is a scale that runs from top to bottom. Where would you put yourself now on this scale?
RANK10FUT	4	(In our society there are groups which tend to be towards the top and groups which tend to be towards the bottom. On the handcard is a scale that runs from top to bottom.) And thinking ahead 10 years from now, where do you think you will be on a scale of 1 to 10, where 1 is the top and 10 the bottom?
RANK16	4	If you think about the family that you grew up in, where did they fit in then?
RATEPAIN1	6	On a scale from 0 to 10, with 0 meaning no pain and 10 being the worst imaginable pain, how would you rate your pain on average?
REALINC	1	Family income in 1972-2006 surveys in constant dollars (base=1986)
REALRINC	1	Respondent's income on 1972-2006 surveys in constant dollars (base = 1986)
REBORN	1	Would you say you have been born again or have had a born again experience -- that is, a turning point in your life when you committed yourself to Christ?
RECYCLE	5	How often do you make a special effort to sort glass or cans or plastic or newspapers and so on for recycling?

Codebook and Unweighted Frequencies for the 2021 General Social Survey (GSS)

ALPHABETIC INDEX OF VARIABLES

Variable Name	Section	SAS_Label
REG16	1	In what state or foreign country were you living when you were 16 years old?
REGION	1	REGION OF INTERVIEW
RELATE10	2	Relationship of tenth person to head of household
RELATE11	2	Relationship of eleventh person to head of household
RELATE12	2	Relationship of twelfth person to head of household
RELATE13	2	Relationship of thirteenth person to head of household
RELATE14	2	Relationship of fourteenth person to head of household
RELATE2	2	(SECOND PERSON) Relationship of second person to head of household
RELATE3	2	(THIRD PERSON) Relationship of third person to head of household
RELATE4	2	(FOURTH PERSON) Relationship of fourth person to head of household
RELATE5	2	(FIFTH PERSON) Relationship of fifth person to head of household
RELATE6	2	Relationship of sixth person to head of household
RELATE7	2	Relationship of seventh person to head of household
RELATE8	2	Relationship of eighth person to head of household
RELATE9	2	Relationship of ninth person to head of household
RELATSEX	9	The last time you had sex, was it with someone you were in an on-going relationship with, or was it with someone else? Remember that by 'sex' we mean only vaginal, oral, or anal sex.
RELHH1	2	What is (PERSON)'s relationship to head of household?) Relationship of first person to head of household?
RELHH10	2	Relationship of tenth person to head of household?
RELHH11	2	Relationship of eleventh person to head of household?
RELHH12	2	Relationship of twelfth person to head of household?
RELHH13	2	Relationship of thirteenth person to head of household?
RELHH14	2	Relationship of fourteenth person to head of household?
RELHH2	2	Relationship of second person to head of household?
RELHH3	2	Relationship of third person to head of household?
RELHH4	2	Relationship of fourth person to head of household?
RELHH5	2	Relationship of fifth person to head of household?
RELHH6	2	Relationship of sixth person to head of household?
RELHH7	2	Relationship of seventh person to head of household?
RELHH8	2	Relationship of eighth person to head of household?
RELHH9	2	Relationship of ninth person to head of household?
RELHHD1	1	What is (PERSON)'s relationship to (HEAD OF HOUSEHOLD)? Relationship of first person to head of household.
RELHHD10	1	What is (PERSON)'s relationship to (HEAD OF HOUSEHOLD)? Relationship of tenth person to head of household.
RELHHD11	1	What is (PERSON)'s relationship to (HEAD OF HOUSEHOLD)? Relationship of eleventh person to head of household.

Codebook and Unweighted Frequencies for the 2021 General Social Survey (GSS)

ALPHABETIC INDEX OF VARIABLES

Variable Name	Section	SAS_Label
RELHHD12	1	What is (PERSON)'s relationship to (HEAD OF HOUSEHOLD)? Relationship of twelfth person to head of household.
RELHHD13	1	What is (PERSON)'s relationship to (HEAD OF HOUSEHOLD)? Relationship of thirteenth person to head of household.
RELHHD14	1	What is (PERSON)'s relationship to (HEAD OF HOUSEHOLD)? Relationship of fourteenth person to head of household.
RELHHD2	1	What is (PERSON)'s relationship to (HEAD OF HOUSEHOLD)? Relationship of second person to head of household.
RELHHD3	1	What is (PERSON)'s relationship to (HEAD OF HOUSEHOLD)? Relationship of third person to head of household.
RELHHD4	1	What is (PERSON)'s relationship to (HEAD OF HOUSEHOLD)? Relationship of fourth person to head of household.
RELHHD5	1	What is (PERSON)'s relationship to (HEAD OF HOUSEHOLD)? Relationship of fifth person to head of household.
RELHHD6	1	What is (PERSON)'s relationship to (HEAD OF HOUSEHOLD)? Relationship of sixth person to head of household.
RELHHD7	1	What is (PERSON)'s relationship to (HEAD OF HOUSEHOLD)? Relationship of seventh person to head of household.
RELHHD8	1	What is (PERSON)'s relationship to (HEAD OF HOUSEHOLD)? Relationship of eighth person to head of household.
RELHHD9	1	What is (PERSON)'s relationship to (HEAD OF HOUSEHOLD)? Relationship of ninth person to head of household.
RELIDESC	7	How well does the term (Christian/Catholic/Jew/Buddhist/Hindu/Muslim/Atheist/Agnostic/non-religious/N/A) describe you?
RELIDIMP	7	When thinking about religion, how important is being (a Christian/a Catholic/a Jew/a Buddhist/a Hindu/a Muslim/an Atheist/an Agnostic/someone who does not identify with a religion/ a member of your religion) to you?
RELIDINS	7	If someone criticized (Christians/Catholics/Jews/Buddhists/Hindus/Muslims/Atheists/Agnostics/people who do not identify with a religion/your religion), to what extent would it feel like a personal insult?
RELIDWE	7	When talking about (Christians/Catholics/Jews/Buddhists/Hindus/Muslims/Atheists/Agnostics/people who do not identify with a religion/your religion), how often do you say 'we' instead of 'they'?
RELIG	1	What is your religious preference? Is it Protestant, Catholic, Jewish, some other religion, or no religion?
RELIG16	1	In what religion were you raised?
RELIGIMP	7	How important is religion in your life – very important, somewhat important, not too important, or not at all important?
RELIGINF	7	(Please indicate to what extent you agree or disagree with each of the following statements.) The U.S. would be a better country if religion had less influence.
RELITENV	1	(ASK EVERYONE WITH ANY RELIGIOUS PREFERENCE NAMED IN RELIG) Would you call yourself a strong (PREFERENCE NAMED IN RELIG) or a not very strong (PREFERENCE NAMED IN RELIG)?
RELPERSN	1	To what extent do you consider yourself a religious person? Are you . . .
RELSP1	2	What is (NAME)'s relationship to spouse? Relationship of first person to spouse?
RELSP10	2	Relationship of tenth person to spouse?
RELSP11	2	Relationship of eleventh person to spouse?

Codebook and Unweighted Frequencies for the 2021 General Social Survey (GSS)

ALPHABETIC INDEX OF VARIABLES

Variable Name	Section	SAS_Label
RELSP12	2	Relationship of twelfth person to spouse?
RELSP13	2	Relationship of thirteenth person to spouse?
RELSP14	2	Relationship of fourteenth person to spouse?
RELSP2	2	Relationship of second person to spouse?
RELSP3	2	Relationship of third person to spouse?
RELSP4	2	Relationship of fourth person to spouse?
RELSP5	2	Relationship of fifth person to spouse?
RELSP6	2	Relationship of sixth person to spouse?
RELSP7	2	Relationship of seventh person to spouse?
RELSP8	2	Relationship of eighth person to spouse?
RELSP9	2	Relationship of ninth person to spouse?
RES16	1	Which of the categories on this card comes closest to the type of place you were living in when you were 16 years old?
RESPINEQ	4	From the following list, who do you think should have the greatest responsibility for reducing differences in income between people with high incomes and people with low incomes?
RESPNUM	2	Respondent's number in family.
RICHEDUC	4	Is it just or unjust – right or wrong – that people with higher incomes can buy better education for their children than people with lower incomes?
RICHHLTH	4	Is it just or unjust – right or wrong – that people with higher incomes can buy better health care than people with lower incomes?
RICHWORK	1	(IF CURRENTLY WORKING OR TEMPORARILY NOT AT WORK, ASK RICHWORK.) If you were to get enough money to live as comfortably as you would like for the rest of your life, would you continue to work or would you stop working?
RIFLE	1	IF OWNGUN YES: CODED IF RIFLE
RINCOM16	1	In which of these groups did your earnings from (OCC), from all sources for 2019 fall? That is, before taxes or other deductions.
RINCOME	1	Did you earn any income from [OCCUPATION DESCRIBED IN OCC-INDUSTRY] in 2019?
ROWNGUN	1	Do any of these guns personally belong to you?
RPLACE	2	Respondent's relationship to household head.
RVISITOR	2	Is respondent a visitor?
SAMPCODE	11	SAMPLING ERROR CODE.
SAMPLE	11	The GSS has employed various sampling procedures and frames. Appendix A gives full detail.
SATFIN	1	We are interested in how people are getting along financially these days. So far as you and your family are concerned, would you say that you are pretty well satisfied with your present financial situation, more or less satisfied, or not satisfied at all?
SATJOB	1	On the whole, how satisfied are you with the work you do -- would you say you are very satisfied, moderately satisfied, a little dissatisfied, or very dissatisfied?
SATSOC	6	In general, how would you rate your satisfaction with your social activities and relationships?
SAVESOUL	1	Have you ever tried to encourage someone to believe in Jesus Christ or to accept Jesus Christ as his or her savior?

Codebook and Unweighted Frequencies for the 2021 General Social Survey (GSS)

ALPHABETIC INDEX OF VARIABLES

Variable Name	Section	SAS_Label
SCIGRN	5	(How much do you agree or disagree with each of these statements)? Modern science will solve our environmental problems with little change to our way of life.
SEI10	1	R's SOCIOECONOMIC INDEX (2010)
SEI10EDUC	1	PERCENTAGE OF SOME COLLEGE EDUC IN OCC10 BASED ON ACS 2010
SEI10INC	1	PERCENTAGE OF \$45K+ EARNERS IN OCC10 BASED ON ACS 2010
SEX	1	CODE RESPONDENT'S SEX
SEXBIRTH1	9	Was your sex recorded as male or female at birth?
SEXEDUC	1	Would you be for or against sex education in the public schools?
SEXFREQ	9	About how often did you have sex during the last 12 months?
SEXNOW1	9	Do you describe yourself as male, female, or transgender?
SEXORNT	9	Which of the following best describes you?
SEXSEX	9	Have your sex partners in the last 12 months been...
SEXSEX5	9	(Now thinking about the past five years--the time since February/March 2015, and including the past 12 month), have your sex partners in the last five years been...
SHOTGUN	1	IF YES: CODED IF SHOTGUN
SIBS	1	How many brothers and sisters did you have? Please count those born alive, but no longer living, as well as those alive now. Also include stepbrothers and stepsisters, and children adopted by your parents.
SINSACRI	7	Jesus Christ's death on the cross is the only sacrifice that could remove the penalty of my sin.
SIZE	1	SIZE OF PLACE: . Size of place in thousands is a 4 digit code which provides actual size of place of interview. Remember when using this code to add 3 zeros. Listed below are the frequencies for gross population categories.
SKIPMEAL	4	How often do you or other members of your household skip a meal because there is not enough money for food?
SOCBAR	1	(Would you use this card and tell me which answer comes closest to how often you do the following things...) Go to a bar or tavern?
SOCFREND	1	(Would you use this card and tell me which answer comes closest to how often you do the following things...) Spend a social evening with friends who live outside the neighborhood?
SOCOMMUN	1	(Would you use this card and tell me which answer comes closest to how often you do the following things...) Spend a social evening with someone who lives in your neighborhood?
SOCREL	1	(Would you use this card and tell me which answer comes closest to how often you do the following things...) Spend a social evening with relatives?
SOCTYPE1	4	(These five diagrams show different types of society. Please read the descriptions and look at the diagrams and decide which you think best describes America . . .) First, what type of society is America today – which diagram comes closest?
SOCTYPE2	4	What do you think America ought to be like – which would you prefer?
SPANENG	11	Interviews Conducted in Spanish or English
SPANKING	1	Do you strongly agree, agree, disagree, or strongly disagree that it is sometimes necessary to discipline a child with a good, hard spanking?
SPANSELF	1	If this interview had only been available in English, would you...
SPDEG	1	RESPONDENT'S SPOUSE'S DEGREE
SPDEN	1	(What is your (SPOUSE'S) religious preference? Is it Protestant, Catholic, Jewish, some other religion, or no religion?...) What specific denomination is that, if any? (PROBE FOR EXACT DENOMINATION)

Codebook and Unweighted Frequencies for the 2021 General Social Survey (GSS)

ALPHABETIC INDEX OF VARIABLES

Variable Name	Section	SAS_Label
SPEDUC	1	What is the highest grade in elementary school or high school that your [husband/wife] finished and got credit for?
SPEVWORK	1	IF RETIRED, IN SCHOOL, KEEPING HOUSE, OR OTHER: Did (he/she) ever work for as long as one year?
SPFUND	1	(What is your (SPOUSE'S) religious preference? Is it Protestant, Catholic, Jewish, some other religion, or no religion?...) Fundamentalism/Liberalism of Religion of Spouse
SPHRS1	1	(Last week was your (wife/husband) working full time, part time, going to school, keeping house, or what?...) IF WORKING, FULL OR PART TIME: How many hours did (he/she) work last week, at all jobs?
SPHRS2	1	How many hours a week does your spouse usually work, at all jobs?
SPIND10	1	RESPONDENT'S SPOUSE'S INDUSTRY
SPJEW	1	(What is your (SPOUSE'S) religious preference? Is it Protestant, Catholic, Jewish, some other religion, or no religion?...) Does (s/he) consider (her/himself) Orthodox, Conservative, Reform or none of these? (PROBE FOR EXACT DENOMINATION)
SPKATH	1	There are always some people whose ideas are considered bad or dangerous by other people. For instance, somebody who is against all churches and religion . . . If such a person wanted to make a speech in your (city/town/community) against churches and religion, should he be allowed to speak, or not?
SPKATHY	1	(There are always some people whose ideas are considered bad or dangerous by other people. For instance, somebody who is against all churches and religion. . .) If such a person wanted to make a speech in your community against churches and religion, should this person be allowed to speak, or not?
SPKCOM	1	Now, we would like to ask you some questions about a man who admits he is a Communist. Suppose this admitted Communist wanted to make a speech in your community. Should he be allowed to speak, or not?
SPKCOMY	1	Now, we would like to ask you some questions about a self-identified Communist. Suppose this admitted Communist wanted to make a speech in your community. Should this person be allowed to speak, or not?
SPKHOMO	1	And what about a man who admits that he is homosexual. . . Suppose this admitted homosexual wanted to make a speech in your community. Should he be allowed to speak, or not?
SPKHOMOY	1	And what about a gay person? Suppose this gay person wanted to make a speech in your community. Should this person be allowed to speak, or not?
SPKLANG	1	How well do you speak that language? [IF SPEAKS 2 OR MORE, ASK ONLY OF THE MOST FLUENT LANGUAGE] READ CATEGORIES
SPKMIL	1	Consider a person who advocates doing away with elections and letting the military run the country. If such a person wanted to make a speech in your community, should he be allowed to speak, or not?
SPKMILY	1	Consider a person who advocates doing away with elections and letting the military run the country. If such a person wanted to make a speech in your community, should this person be allowed to speak, or not?
SPKMSLM	1	Now consider a Muslim clergyman who preaches hatred of the United States. If such a person wanted to make a speech in your community preaching hatred of the United States, should he be allowed to speak, or not?
SPKMSLMY	1	Now consider a Islamic religious leader who preaches hatred of the United States. If such a person wanted to make a speech in your community preaching hatred of the United States, should this person be allowed to speak, or not?
SPKRAC	1	Or consider a person who believes that Blacks are genetically inferior. If such a person wanted to make a speech in your community claiming that Blacks are inferior, should he be allowed to speak, or not?
SPKRACY	1	Or consider a person who believes that Blacks are genetically inferior. . . If such a person wanted to make a speech in your community claiming that Blacks are inferior, should this person be allowed to speak, or not?
SPOCC10	1	RESPONDENT'S SPOUSE'S OCCUPATION

Codebook and Unweighted Frequencies for the 2021 General Social Survey (GSS)

ALPHABETIC INDEX OF VARIABLES

Variable Name	Section	SAS_Label
SPOTHER	1	Please specify denomination:
SPPRES10	1	PRESTIGE OF RESPONDENT'S SPOUSE'S OCCUPATION
SPPRES105PLUS	1	SPOUSE OCCUPATIONAL PRESTIGE SCORE USING THRESHOLD METHOD
SPRTCONNCT	7	(Some people say they have experiences of being personally moved, touched, or inspired, while others say they do not have these experiences at all. How often, if at all, do you experience each of the following?) Felt particularly connected to the world around you.
SPRTLGR	7	(Some people say they have experiences of being personally moved, touched, or inspired, while others say they do not have these experiences at all. How often, if at all, do you experience each of the following?) Felt like you were part of something much larger than yourself.
SPRTPRSN	1	To what extent do you consider yourself a spiritual person? Are you . . .
SPRTPURP	7	(Some people say they have experiences of being personally moved, touched, or inspired, while others say they do not have these experiences at all. How often, if at all, do you experience each of the following?) Felt a sense of a larger meaning or purpose in life.
SPSEI10	1	R'S SPOUSE'S SOCIOECONOMIC INDEX (2010)
SPSEI10EDUC	1	PERCENTAGE OF SOME COLLEGE EDUC IN SPOCC10 BASED ON ACS 2010
SPSEI10INC	1	PERCENTAGE OF \$45K+ EARNERS IN SPOCC10 BASED ON ACS 2010
SPWRKSLF	1	(Is/Was) (he/she) self-employed or (does/did) (he/she) work for someone else?
SPWRKSTA	1	Last week was your (wife/husband) working full time, part time, going to school, keeping house, or what?
SRCBELT	1	SRC (SURVEY RESEARCH CENTER, UNIVERSITY OF MICHIGAN) NEW BELT CODE
STRVBIAS	10	Which do you think should be the bigger priority for the U.S. criminal justice system today?
SUICIDE1	1	(Do you think a person has the right to end his or her own life if this person . . .) Has an incurable disease?
SUICIDE1G	1	(Do you think a person has the right to end his or her own life if this person . . .) Has an incurable disease?
SUICIDE2	1	(Do you think a person has the right to end his or her own life if this person . . .) Has gone bankrupt?
SUICIDE2G	1	(Do you think a person has the right to end his or her own life if this person . . .) Has gone bankrupt?
SUICIDE3	1	(Do you think a person has the right to end his or her own life if this person . . .) Has dishonored his or her family?
SUICIDE3G	1	(Do you think a person has the right to end his or her own life if this person . . .) Has dishonored his or her family?
SUICIDE4	1	(Do you think a person has the right to end his or her own life if this person . . .) Is tired of living and ready to die?
SUICIDE4G	1	(Do you think a person has the right to end his or her own life if this person . . .) Is tired of living and ready to die?
TAX	1	Do you consider the amount of federal income tax which you have to pay as too high, about right, or too low?
TAXRICH	4	Generally, how would you describe taxes in America today for those with high incomes? Taxes are . . .
TAXSHARE	4	Do you think people with high incomes should pay a larger share of their income in taxes than those with low incomes, the same share, or a smaller share?
TEENS	1	NUMBER OF MEMBERS 13 TO 17 YEARS OLD. 13-17 YEARS
TEENSEX	1	What if they are in their early teens, say 14 to 16 years old? In that case, do you think sex relations before marriage are always wrong, almost always wrong, wrong only sometimes, or not wrong at all?

Codebook and Unweighted Frequencies for the 2021 General Social Survey (GSS)

ALPHABETIC INDEX OF VARIABLES

Variable Name	Section	SAS_Label
TEMPGEN1	5	In general, do you think that a rise in the world's temperature caused by climate change is . . .
THNKSELF	1	(If you had to choose, which thing on this list would you pick as the most important for a child to learn to prepare him or her for life? Which comes next in importance? Which comes third? Which comes fourth?) To think for himself or herself
THREATEN	1	(In your day-to-day life how often have any of the following things happened to you?) You are threatened or harassed.
TOODIFME	5	How much do you agree or disagree with each of these statements? It is just too difficult for someone like me to do much about the environment.
TOPPROB1	5	Which of these issues is the most important for America today?
TOPPROB2	5	Which is the next most important?
TRBUSIND	5	(On a scale of 0 to 10, how much do you personally trust each of the following institutions? 0 means you do not trust an institution at all, and 10 means you trust it completely.) Business and industry
TRDUNIO1	8	To what extent do you agree or disagree with the following statements? Workers need strong trade unions to protect their interests.
TRLEGIS	5	(On a scale of 0 to 10, how much do you personally trust each of the following institutions? 0 means you do not trust an institution at all, and 10 means you trust it completely.) The U.S. Congress
TRMEDIA	5	(On a scale of 0 to 10, how much do you personally trust each of the following institutions? 0 means you do not trust an institution at all, and 10 means you trust it completely.) The news media
TRRESRCH	5	(On a scale of 0 to 10, how much do you personally trust each of the following institutions? 0 means you do not trust an institution at all, and 10 means you trust it completely.) University research centers
TRUST	1	Generally speaking, would you say that most people can be trusted or that you can't be too careful in dealing with people?
TRUST5	5	Generally speaking, would you say that most people can be trusted, or that you can't be too careful in dealing with people? Please tell me what you think, where 1 means you can't be too careful and 5 means most people can be trusted.
TRUSTNV	1	Generally speaking, would you say that most people can be trusted or that you can't be too careful in dealing with people?
TRUSTV	1	Generally speaking, would you say that most people can be trusted or that you can't be too careful in dealing with people?
TVHOURS	1	On the average day, about how many hours do you personally watch television?
UNEMP	1	ASK EVERYONE: At any time during the last ten years, have you been unemployed and looking for work for as long as a month?
UNION1	1	Do you (or your spouse or partner) belong to a labor union? (Who?)
UNRELAT	1	(Is everyone in the household related to you in some way?...) IF NO: How many persons in the household are not related to you in any way?
UPWAGES	8	(To what extent do you agree or disagree with the following statements?) The government should ensure that the wages of low-paying jobs increase as the economy grows.
USCITZNNV	1	Now we would like to ask you about U.S. citizenship. Are you...
USCITZNV	1	Now we would like to ask you about U.S. citizenship. Are you...
USEWWW	1	Other than for e-mail, do you ever use the Internet or World Wide Web? [INTERVIEWER: TREAT THESE AS THE SAME]
USWARYNV	1	Do you expect the United States to fight in another world war within the next ten years?
USWARYV	1	Do you expect the United States to fight in another world war within the next ten years?

Codebook and Unweighted Frequencies for the 2021 General Social Survey (GSS)

ALPHABETIC INDEX OF VARIABLES

Variable Name	Section	SAS_Label
VETYEARS	1	Have you ever been on active duty for military training or service for two consecutive months or more? IF YES: What was your total time on active duty?
VISITORS	2	Number of visitors in household.
VOTE16	1	In 2016, you remember that Hillary Clinton ran for President on the Democratic ticket against Donald Trump for the Republicans. Do you remember for sure whether or not you voted in that election?
WATERGEN1	5	And do you think that pollution of America's rivers, lakes and streams is . . .
WEBMOB	1	Do you have access to the Internet in your home through an Internet-enabled mobile device like a smart phone or tablet?
WEEKSWRK	1	Now I'd like to ask you about last year. In [the previous year] how many weeks did you work either full-time or part-time not counting work around the house--include paid vacations and sick leave?
WHERE1	2	(FIRST PERSON) Where is the first person staying?
WHERE10	2	Where is the tenth person staying?
WHERE11	2	Where is the eleventh person staying?
WHERE12	2	Where is the twelfth person staying?
WHERE13	2	Where is the thirteenth person staying?
WHERE14	2	Where is the fourteenth person staying?
WHERE2	2	(SECOND PERSON) Where is the second person staying?
WHERE3	2	(THIRD PERSON) Where is the third person staying?
WHERE4	2	(FOURTH PERSON) Where is the fourth person staying?
WHERE5	2	Where is the fifth person staying?
WHERE6	2	Where is sixth person staying?
WHERE7	2	Where is the seventh person staying?
WHERE8	2	Where is the eighth person staying?
WHERE9	2	Where is the ninth person staying?
WIDOWED	1	IF CURRENTLY MARRIED, SEPARATED, OR DIVORCED: Have you ever been widowed?
WKSUB1	1	Do you (does your (SPOUSE or PARTNER) have a supervisor on (your/his/her) job to whom you are (he/she/is) directly responsible?
WKSUBS1	1	IF YES: Does that person have a supervisor on the job to whom he is directly responsible?
WKSUP1	1	In your (SPOUSE or PARTNER'S) job, (do you/does he/she) supervise anyone who is directly responsible to (you/him/her)?
WLTHBLKS	1	Blacks?
WLTHHSPS	1	Hispanic Americans?
WLTHWHTS	1	(I'm going to show you a seven-point scale on which the characteristics of people in a group can be rated. In the first statement a score of 1 means that you think almost all of the people in that group are 'rich.' A score of 7 means that you think almost everyone in the group are 'poor.' A score of 4 means you think that the group is not towards one end or another, and of course you may choose any number in between that comes closest to where you think people in the group stand.) Where would you rate whites in general on this scale?
WORKBLKS	1	Blacks?
WORKHARD	1	(If you had to choose, which thing on this list would you pick as the most important for a child to learn to prepare him or her for life? Which comes next in importance? Which comes third? Which comes fourth?) To work hard

Codebook and Unweighted Frequencies for the 2021 General Social Survey (GSS)

ALPHABETIC INDEX OF VARIABLES

Variable Name	Section	SAS_Label
WORKHSPS	1	Hispanic-Americans?
WORKWHTS	1	(The second set of characteristics asks if people in the group tend to be hard-working or if they tend to be lazy...) Where would you rate whites in general on this scale?
WRKGOVT1	1	(Are/Were) you employed by the government? (Please consider federal, state, or local government.)
WRKGOVT2	1	(Are/Were) you employed by a private employer (including non-profit organizations)?
WRKSLFFAM	1	(Do/did) you work in your own family business or farm?
WRKSTAT	1	Last week were you working full time, part time, going to school, keeping house, or what?
WRKWAYUP	1	Do you agree strongly, agree somewhat, neither agree nor disagree, disagree somewhat, or disagree strongly with the following statement (HAND CARD TO RESPONDENT) Irish, Italians, Jewish and many other minorities overcame prejudice and worked their way. Blacks should do the same without special favors.
WTRPOLLU	5	(Thinking about your neighborhood, to what extent, if at all, was it affected by the following things over the last twelve months?) Water pollution
WWWHR	1	Not counting e-mail, about how many minutes or hours per week do you use the Web? (Include time you spend visiting regular web sites and time spent using interactive Internet services like social media, streaming services, chat rooms, online conferencing services, discussion boards or forums, and the like.)
WWWMIN	1	Minutes per week?
XMARSEX	1	What is your opinion about a married person having sexual relations with someone other than the marriage partner--is it always wrong, almost always wrong, wrong only sometimes, or not wrong at all?
XMOVIE	1	Have you seen an X-rated movie in the last year?
XNORCSIZ	1	NORC SIZE OF PLACE
YEARSUSA	1	How long have you lived in the United States? If less than a year, please specify the time in months. If you have lived in the United States for more than one period during your life, what is the total number of years you have lived in the United States?